

1. PRODUCT PHOTOS

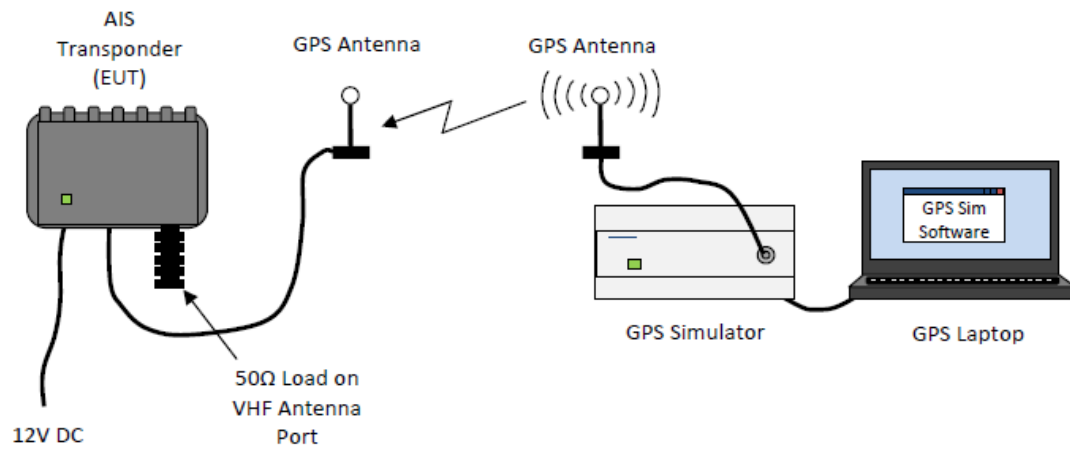


Figure 1 – Generic EMC Testing Configuration




Figure 2 – Conducted Emissions (DC Power Port)




Figure 3 – Enclosure Port Magnetic Emissions (Enclosure Port)




Figure 4 – Radiated Emissions (Enclosure Port)

Figure 5 – Side View 1

Figure 6 – Side View 2