



Asst. K7246
K7260/L3987-0920

TYCO® R/C SUPPORT

Questions or problems with your product?
DON'T RETURN IT TO THE STORE!
Just call us for help.

U.S. consumers may also register their products at this number.

1 888 557-TYCO (8926)

tycorc.com



Keep these instructions for future reference. They contain important information.
IMPORTANT: Please read all "Consumer Information" before operating your vehicle.

Creature

I. CONTENTS / FEATURES

Vehicle
Transmitter

Vehicle

- Ⓐ (I) ON / (0) OFF switch
- Ⓑ Battery door
- Ⓒ L.E.D. Eye Indicator

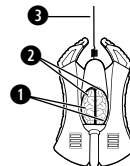
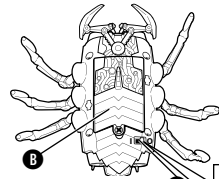
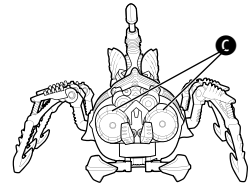
Transmitter

- ① Reverse/Left/Right control
- ② Forward/Left/Right control
- ③ Antenna
- ④ Battery door

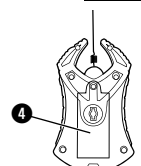
II. BASIC OPERATION

- ① LEFT UP/RIGHT UP: FORWARD
- ② LEFT UP: TURN RIGHT
- ③ LEFT UP/RIGHT DOWN: SPIN RIGHT
- ④ RIGHT UP: TURN LEFT
- ⑤ RIGHT UP/LEFT DOWN: SPIN LEFT
- ⑥ LEFT DOWN/RIGHT DOWN: REVERSE

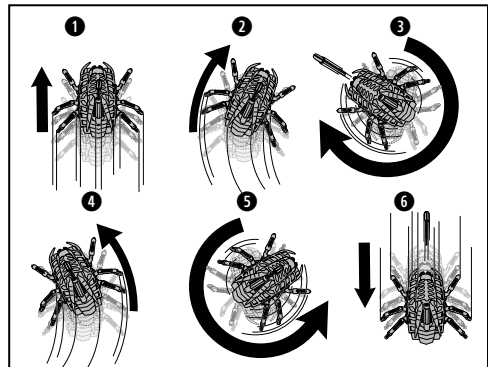
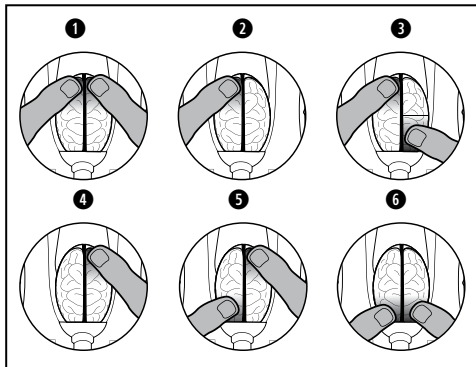
If your vehicle doesn't move when you use the transmitter there's a good chance your vehicle's batteries are ready to be changed.



Front View



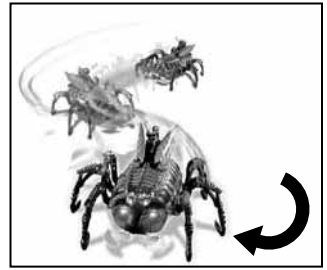
Back View



TO SHOOT GUN

1. First you must insert the dart into the cannon by aligning the end of the dart with the grooves found in the cannon.
2. Gently press the dart until you feel it click in.
3. Now fire the missile by either moving the Nano N.S.E.C.T.™ creature in spin right or reverse. (see figure 3 and 6) or just pressing the RIGHT DOWN key.

⚠ Only use projectile supplied with this toy. Do not fire at people or animals or at point blank range.
Keep hands clear of the Nano N.S.E.C.T.™ legs.



III. BATTERY INSTALLATION

Requires 3 AAA batteries for vehicle and 2 AAA batteries for transmitter. Batteries not included.

Vehicle

1. Use a screwdriver (not included) to unscrew the power clip cover screw, remove the battery cover.
2. Install 3 AAA batteries (not included), with polarity (+/-) as shown inside the battery compartment.
3. Replace the battery door.

⚠ **CAUTION:** Battery pack may be hot after use. Allow to cool before touching.

Transmitter

1. Use a screwdriver (not included) to unscrew the power clip cover screw, remove the battery cover.
2. Install 2 AAA batteries (not included), with polarity (+/-) as shown inside the battery compartment.
3. Replace the battery door.

IV. CONSUMER INFORMATION

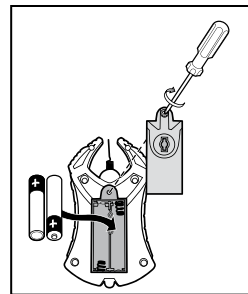
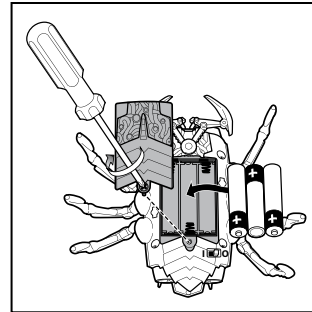
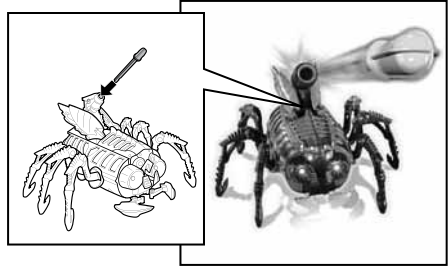
Note to adults: To ensure that the child's play is both safe and fun, please review all the operating instructions and safety tips with your child.

Safety Tips

- You should NEVER, EVER play with Nano N.S.E.C.T.™ creature on the street!
- DO NOT pick up Nano N.S.E.C.T.™ creature while in motion. Take your fingers off the transmitter buttons and then pick it up.

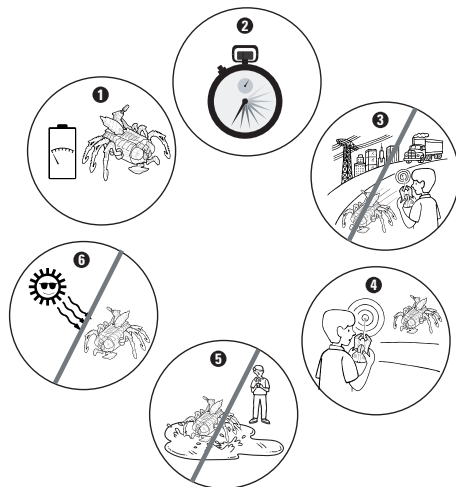
⚠ **CAUTION:** Keep fingers, hair and loose clothing away from Nano N.S.E.C.T.™ while it's on.

- Adult supervision is recommended when Nano N.S.E.C.T.™ creature is being used.
- To avoid accidental or unwanted operation, remove all the batteries when not in use. Always turn Nano N.S.E.C.T.™ creature OFF before removing the batteries.



V. QUICK TIPS

- 1 When Nano N.S.E.C.T.™ starts to lose power you'll start to lose performance. It's time for fresh batteries.
- 2 Be forewarned--The Nano N.S.E.C.T.™ creature's running time may change depending on your driving style.
- 3 Radio interference can mess up the signals you're sending, causing Nano N.S.E.C.T.™ creature to perform erratically. Things to look for that may be causing the interference: other R/C vehicles running on the same frequency, electrical wires, large buildings, CB radios, or other wireless gear that can cause interference.
- 4 Point your transmitter antenna up -- not down toward Nano N.S.E.C.T.™ creature. If Nano N.S.E.C.T.™ creature escapes your antenna's grasp, you can kiss proper functioning goodbye.
- 5 Don't drive Nano N.S.E.C.T.™ creature through water or snow. Not only won't you get very far, you might ruin the creature. If Nano N.S.E.C.T.™ creature does get wet, wipe it with a towel and allow it to dry completely.
- 6 Don't store Nano N.S.E.C.T.™ creature near heat or in direct sunlight. Always turn the switches OFF and, if you're not planning on any search and destroy maneuvers for awhile, remove all the batteries...really. It's amazing how one bad battery can destroy a super-secret experimental creature technology (that would be Nano N.S.E.C.T.™ creature).



Battery Performance Note:

For best performance use regular or high-performance alkaline batteries (where disposable batteries are called for). If your vehicle is supplied with standard (carbon-zinc) batteries for initial use and/or demonstration purposes, we recommend replacing them with alkaline batteries when necessary. Battery life may vary depending on battery brand.

VI. BATTERY SAFETY INFORMATION

In exceptional circumstances batteries may leak fluids that can cause a chemical burn injury or ruin your product. To avoid battery leakage:

- Non-rechargeable batteries are not to be recharged.
- Rechargeable batteries are to be removed from the product before being charged (if designed to be removable).
- Rechargeable batteries are only to be charged under adult supervision (if designed to be removable).
- Do not mix alkaline, standard (carbon-zinc), or rechargeable (nickel-cadmium) batteries.
- Do not mix old and new batteries.
- Only batteries of the same or equivalent type as recommended are to be used.
- Batteries are to be inserted with the correct polarity.
- Exhausted batteries are to be removed from the product.
- The supply terminals are not to be short-circuited.
- Dispose of battery(ies) safely.
- Do not dispose of this product in a fire. The batteries inside may explode or leak.

90-DAY-LIMITED-WARRANTY – TYCO®-R/C-PRODUCTS

Mattel, Inc. warrants to the original consumer purchaser that this product will be free of defects in material and workmanship for ninety (90) days (unless specified in alternate warranties) from the date of purchase. Mattel will repair or replace the product, at our sole option, in the event of such a defect within the warranty period.

In the event of a defect covered under this warranty, first call the toll-free number listed below. Many problems can be solved in this manner. If necessary, you will be instructed to return the product, postage prepaid and insured, to the address below. Enclose your name, address, dated sales receipt, and a brief explanation of the defect. Repair or replacement, and return shipment, will be free of charge. Please return only the defective part or unit, packed securely.

This warranty does not cover damage resulting from unauthorized modification, accident, misuse or abuse. If the product is returned without a dated sales receipt, the product may be excluded from coverage under this warranty.

Mattel's liability for defects in material and workmanship under this warranty shall be limited to repair or replacement, at our sole option, and in no event shall we be responsible for incidental, consequential, or contingent damages (except in those

states that do not allow this exclusion or limitation). This warranty is exclusive, and is made in lieu of any express or implied warranty. This warranty gives you specific legal rights and you may have other rights, which vary from state to state. Some states do not allow the exclusion of incidental or consequential damages, so the above exclusions or limitations may not apply to you.

TOLL-FREE NUMBER: 1-888-557-TYCO (8926) - **Valid only in U.S.A.**

Hours: 8:00 A.M.-5:00 P.M. Eastern Time; Monday - Friday.
Expect some delay in January following the holiday season.
Please be patient and keep trying the toll-free number.

ADDRESS FOR RETURNS:
CONSUMER RELATIONS
636 GIRARD AVENUE
EAST AURORA, NY 14052

Valid only in U.S.A.

© 2006 Mattel, Inc., 333 Continental Blvd., El Segundo, CA 90245 U.S.A. Consumer Relations: 1-888-557-8926. **PRINTED IN CHINA.** All Rights Reserved. MATTEL, TYCO and associated trademarks and trade dress are owned by Mattel, Inc. Retain this address for future reference: Mattel U.K. Ltd., Vanwall Business Park, Maidenhead SL6 4UB. Helpline 01628 500303. service.mattel.com Mattel Australia Pty Ltd., Richmond, Victoria 3121 - Consumer Advisory Service: 1300 135 312. Mattel East Asia Ltd, Room 1106, South Tower, World Finance Centre, Harbour City, Tsimshatsui, HK, China. Diimport & Diedarkan Oleh: Mattel SEA Ptd Ltd. (993532-P) Lot 13.5, Menara Lien Hoe, Persiaran Tropicana Golf Country Resort, 47410 P.J. Tel: 03-78803817, Fax: 03-78803867.

COMPLIANCE WITH FCC REGULATIONS (VALID IN U.S. ONLY)

This device complies with part 15 of the FCC Rules. Operation is subject to the following two conditions: (1) This device may not cause harmful interference, and (2) this device must accept any interference received, including interference that may cause undesired operation.

This device generates and uses radio frequency energy and if not used properly may cause interference to radio and television reception. It has been tested and found to comply with the limits set by the FCC which are designed to provide reasonable protection against such interference.

NOTE: Changes or modifications not expressly approved by the manufacturer responsible for compliance could void the user's authority to operate the equipment.



Protect the environment by not disposing of this product with household waste [2002/96/EC]. Check your local authority for recycling advice and facilities.