



深圳市福祥电子有限公司

Shenzhen Fuxiang Electronics Co., LTD

Antenna specification

天线规格书

Model/型号: 1PL33 VER: 1.0

Prepared By/Date 于位华 /2022.11.15
编制/日期

Checked By/Date 吴国玺 /2022.11.15
审核/日期

Approved By/Date 赖胜雄/2022.11.15
批准/日期

Company Name

Customer Approval

1. Mode name: Wire antenna

Technical requirements:

- There should be no damage, line damage and other phenomena.
- There should be no slit after dipping tin.
- OD: $\text{Ø}1.3 \pm 0.1$, Copper wire OD: 0.15 ± 0.01 , 17core

2. PHOTO



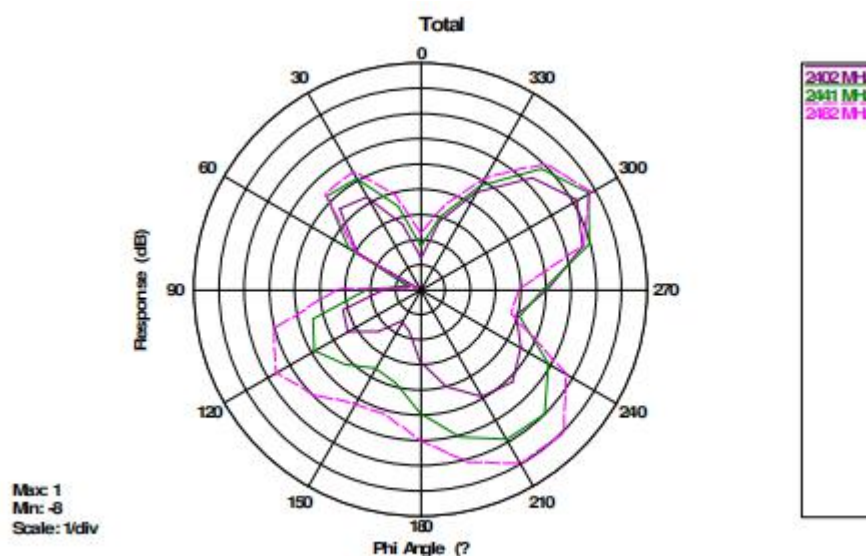
3. Size: Length 33mm, Diameter 1.3mm

Antenna gain

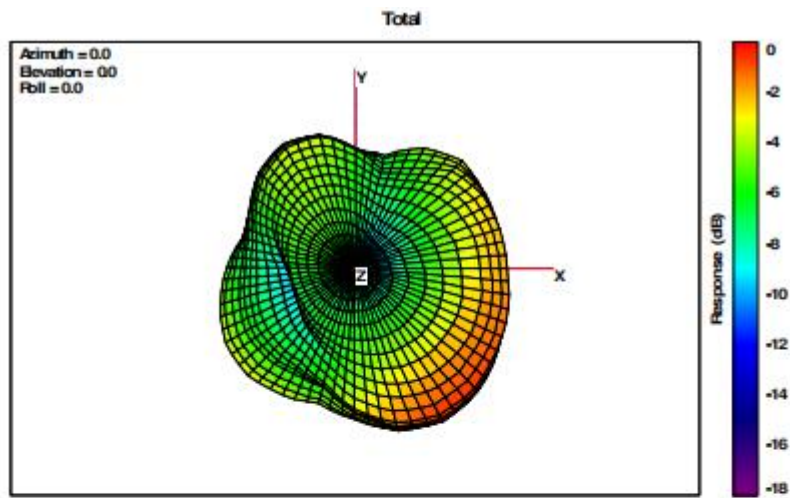
2.4GHz Antenna			
Frequency (MHz)	Efficiency (dB)	Efficiency (%)	Gain (dBi)
2400	-5.00	31.59	-0.47
2402	-4.98	31.80	-0.45
2412	-4.75	33.46	-0.28
2420	-4.57	34.94	-0.19
2430	-4.27	37.41	0.09
2435	-4.17	38.25	0.09
2437	-4.10	38.87	0.16
2440	-3.98	39.97	0.30
2441	-3.95	40.30	0.33
2442	-3.92	40.53	0.34
2445	-3.86	41.07	0.32
2450	-3.75	42.13	0.39
2455	-3.60	43.68	0.52
2462	-3.46	45.06	0.50
2465	-3.40	45.71	0.56
2472	-3.29	46.84	0.52
2475	-3.26	47.20	0.50
2480	-3.17	48.22	0.58
2482	-3.12	48.72	0.58
2485	-3.08	49.25	0.52

4. APPENDIX A S - Parameter & Antenna Radiation Patterns

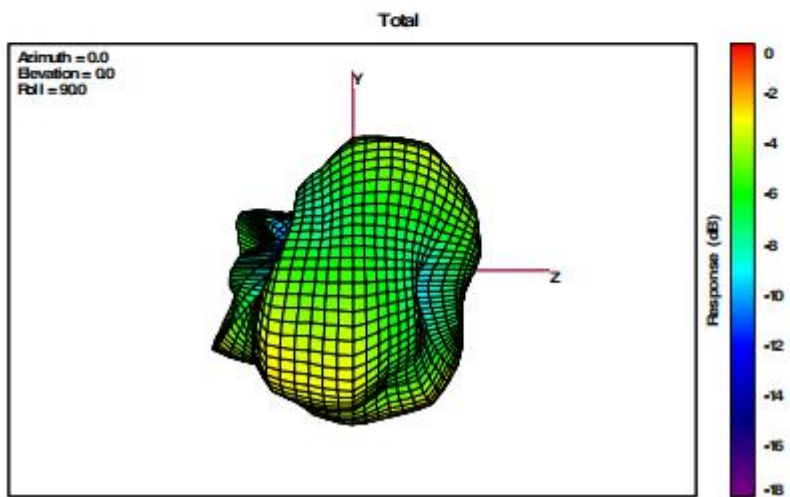
4.1. 2-D Antenna Pattern ($\Theta=90^\circ$)



4.2. 3-D Antenna Pattern



Front View



Side View