

Date: 2003-09-30

Test Report

Page 1 of 15

No.: HM110689

ACCREDITED TESTING LABORATORY

DAR Registration No.: TTI-P-G150/98-01

ACCREDITED BY
Deutsche Akkreditierungsstelle Technik (DATEch) e.v.

FCC PART 15 SUBPART B TEST REPORT

TEST REPORT No.: HM110689

Equipment Under Test [EUT]:	6V Car / Truck
Model Number:	B2878
Applicant:	Mattel Asia Pacific Sourcing Limited
FCC ID:	PIYB2878-03A4R

Date: 2003-09-30

Test Report

Page 2 of 15

No.: HM110689

CONTENT:

Cover	Page 1 of 15	
Content	Page 2-3 of 15	
Conclusion	Page 4 of 15	
<u>1.0</u>	<u>General Details</u>	
1.1	Test Laboratory	Page 5 of 15
1.2	Applicant Details	Page 5 of 15
	Applicant	
	HKSTC Code Number for Applicant	
	Manufacturer	
1.3	Equipment Under Test [EUT]	Page 6 of 15
	Description of EUT operation	
1.4	Date of Order	Page 6 of 15
1.5	Submitted Sample	Page 6 of 15
1.6	Test Duration	Page 6 of 15
1.7	Country of Origin	Page 6 of 15
1.8	Additional Information of EUT	Page 7 of 15
<u>2.0</u>	<u>Technical Details</u>	
2.1	Investigations Requested	Page 8 of 15
2.2	Test Standards and Results Summary	Page 8 of 15
<u>3.0</u>	<u>Test Results</u>	
3.1	Emission	Page 9-12 of 15

Date: 2003-09-30

No.: HM110689

Test Report

Page 3 of 15

Appendix A

List of Measurement Equipment

Page 13 of 15

Appendix B

Photographs

Page 14-15 of 15

Date: 2003-09-30

Test Report

Page 4 of 15

No.: HM110689

CONCLUSION

The submitted product was deemed to have COMPLIED with the requirements of Federal Communications Commission [FCC] Rules and Regulations Part 15. The tests were performed in accordance with the standards described above and on Section 2.2 in this Test Report.

Verified by
Ivan Toa

Patrick Wong
for Chief Executive

Date: 2003-09-30

Test Report

Page 5 of 15

No.: HM110689

1.0 General Details

1.1 Test Laboratory

The Hong Kong Standards and Testing Centre Ltd.
EMC Laboratory
10 Dai Wang Street, Taipo Industrial Estate
New Territories, Hong Kong

Telephone: 852 2666 1888
Fax: 852 2664 4353

1.2 Applicant Details Applicant

Mattel Asia Pacific Sourcing Limited
13/F., South Tower, World Finance Centre, Harbour City,
TsimShaTsui, Kowloon, Hong Kong

HKSTC Code Number for Applicant

LUC001

Manufacturer

Lung Cheong Toys Limited
Lung Cheong Building, 1 Lok Yip Road, On Lok Tsuen,
Fanling, N.T., Hong Kong

Date: 2003-09-30

Test Report

Page 6 of 15

No.: HM110689

1.3 Equipment Under Test [EUT]

Description of Sample

Product:	6V Car / Truck
Manufacturer:	Lung Cheong Toys Limited
Brand Name:	N/A
Model Number:	B2878
Input Voltage:	6.0Vd.c.

1.3.1 Description of EUT Operation

The Equipment Under Test (EUT) is a Mattel Asia Pacific Sourcing Limited, 6V Car / Truck.

1.4 Date of Order

2003-05-28

1.5 Submitted Sample(s):

3 samples per model

1.6 Test Duration

2003-06-07 to 2003-06-10

1.7 Country of Origin

China

Date: 2003-09-30

Test Report

Page 7 of 15

No.: HM110689

1.8 Additional Information of EUT

	Submitted	Not Available
User Manual	<input checked="" type="checkbox"/>	<input type="checkbox"/>
Part List	<input checked="" type="checkbox"/>	<input type="checkbox"/>
Circuit Diagram	<input checked="" type="checkbox"/>	<input type="checkbox"/>
Printed Circuit Board [PCB] Layout	<input checked="" type="checkbox"/>	<input type="checkbox"/>
Block diagram	<input checked="" type="checkbox"/>	<input type="checkbox"/>
FCC DOC Label	<input checked="" type="checkbox"/>	<input type="checkbox"/>

Date: 2003-09-30

Test Report

Page 8 of 15

No.: HM110689

2.0 Technical Details

2.1 Investigations Requested

Perform ElectroMagnetic Interference measurement in accordance with FCC 47CFR [Codes of Federal Regulations] Part 15 and ANSI C63.4: 2000 for FCC Certification.

2.2 Test Standards and Results Summary Tables

EMISSION Results Summary						
Test Condition	Test Requirement	Test Method	Class / Severity	Test Result		
				Pass	Failed	N/A
Radiated Emissions, 30MHz to 1GHz	FCC 47CFR 15.109	ANSI C63.4:2000	Class B	<input checked="" type="checkbox"/>	<input type="checkbox"/>	<input type="checkbox"/>
Conducted Emissions on AC, 0.15MHz to 30MHz	FCC 47CFR 15.107	ANSI C63.4:2000	Class B	<input type="checkbox"/>	<input type="checkbox"/>	<input checked="" type="checkbox"/>

Note: N/A - Not Applicable

3.0 Test Results

3.1 Emission

3.1.1 Radiated Emissions (30 – 1000MHz)

Test Requirement:	FCC 47CFR 15.109 Class B
Test Method:	ANSI C63.4:2000
Test Date:	2003-06-10
Mode of Operation:	On mode

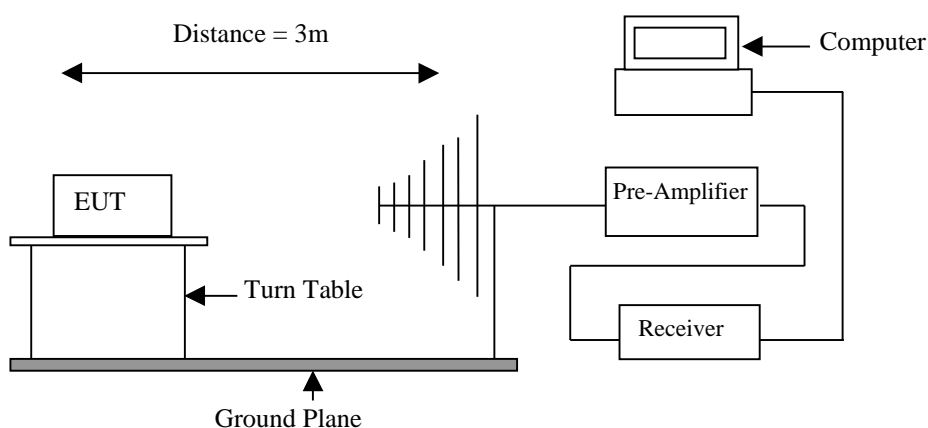
Test Method:

The sample was placed 0.8m above the ground plane on the OATS *. Measurements in both horizontal and vertical polarities were performed. During the test, each emission was maximized by: having the EUT continuously working, investigated all operating modes, rotated about all 3 axis (X, Y & Z) and considered typical configuration to obtain worst position, manipulating interconnecting cables, rotating turntable, varying antenna height from 1m to 4m in both horizontal and vertical polarizations. The emissions worst-case are shown in Test Results of the following pages.

Note: According to ANSI C63.4: 2000 Section 12. During the test, signal generator would be transmit unmodulated CW signal and adjust the signal level to a EUT in order to measure the worst case emission.

*: OATS [Open Area Test Site] located at HKSTC with a metal ground plane filed with the FCC pursuant to section 2.948 of the FCC rules, with Registration Number: 90657.

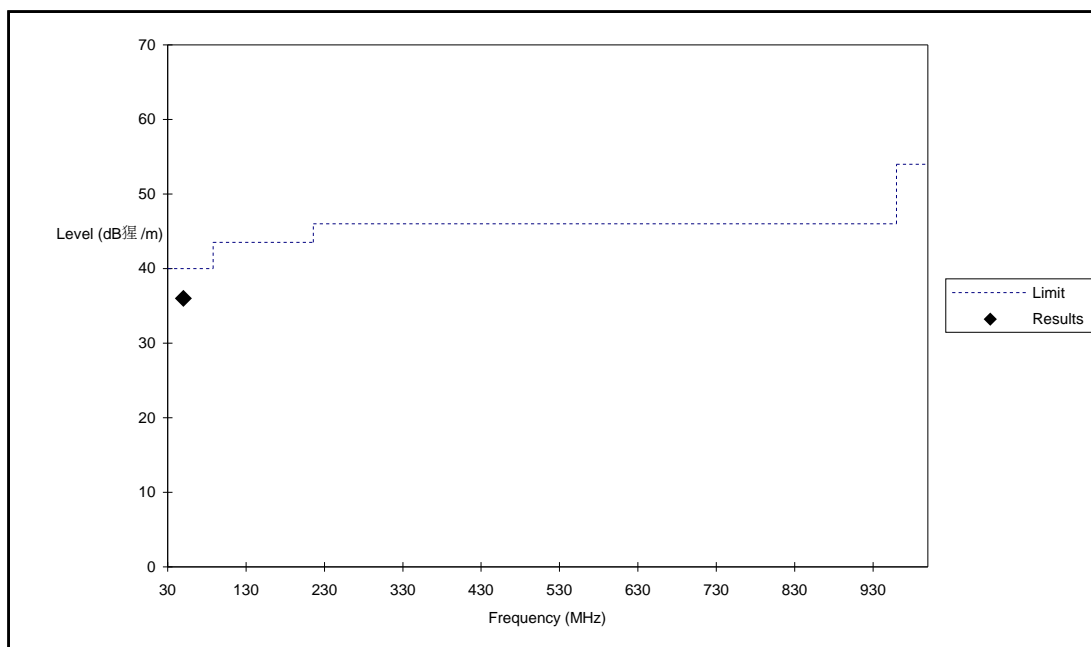
Test Setup:



Limits for Radiated Emissions [FCC 47 CFR 15.109 Class B]:

Frequency Range [MHz]	Quasi-Peak Limits [$\mu\text{V}/\text{m}$]
30-88	100
88-216	150
216-960	200
Above 960	500

The emission limits shown in the above table are based on measurement employing a CISPR quasi-peak detector and above 1000MHz are based on measurements employing an average detector.

Results: Receiver

Results: Receiver

Radiated Emissions Quasi-Peak						
Frequency MHz	Measured Level @3m dB μ V/m	Correction Factor dB μ V/m	Field Strength dB μ V/m	Field Strength μ V/m	Limit @3m μ V/m	E-Field Polarity
49.86	26.0	10.0	36.0	63.1	100	Vertical
99.72	< 1.0	12.5	< 13.5	< 4.7	150	Vertical
149.58	< 1.0	9.8	< 10.8	< 3.5	150	Vertical
199.44	< 1.0	11.5	< 12.5	< 4.2	150	Vertical
249.30	< 1.0	15.9	< 16.9	< 7.0	200	Vertical
299.16	< 1.0	17.4	< 18.4	< 8.3	200	Vertical
349.02	< 1.0	17.2	< 18.2	< 8.1	200	Vertical
398.88	< 1.0	18.8	< 19.8	< 9.8	200	Vertical
448.74	< 1.0	19.7	< 20.7	< 10.8	200	Vertical
498.60	< 1.0	20.6	< 21.6	< 12.0	200	Vertical

** For effective averaging, the bandwidth of the video filter must be smaller than the resolution bandwidth. The higher the ratio of resolution bandwidth to video bandwidth, the greater the averaging will be recorded. Below setting for HP8572A EMI Receiver.

Resolution Bandwidth =3MHz
Video Bandwidth =1Hz

Calculated measurement uncertainty: ± 5.7 dB

Date: 2003-09-30

Test Report

Page 12 of 15

No.: HM110689

3.1.2 Conducted Emissions (0.15MHz to 30MHz)

Test Requirement:	FCC 47CFR 15.107 Class B
Test Method:	ANSI C63.4:2000
Test Date:	2003-06-10
Mode of Operation:	N/A

Results: N/A

The EUT is operated by a single source of internal battery power [located in the battery compartment], therefore power line conducted emission was deemed unnecessary.

Date: 2003-09-30

Test Report

Page 13 of 15

No.: HM110689

Appendix A

Test Equipment Audit

Radiated Emission

EQP NO.	DESCRIPTION	MANUFACTURER	MODEL NO.	SERIAL NO.	LAST CAL
EM007	SPECTRUM ANALYZER	HEWLETT PACKARD	HP85660B	3144A21192	14/03/03
EM008	SPECTRUM ANALYZER DISPLAY	HEWLETT PACKARD	HP85662A	3144A20514	14/03/03
EM009	QUASI PEAK ADAPTOR	HEWLETT PACKARD	HP85650A	3303A01702	14/03/03
EM010	RF PRESELECTOR	HEWLETT PACKARD	HP85685A	3221A01410	14/03/03
EM011	ATTENUATOR/SWITCH	HEWLETT PACKARD	HP11713A	2508A10595	14/03/03
EM012	PRE-AMPLIFIER	HEWLETT PACKARD	HP8449B	3008A00262	14/03/03
EM013	CONTROLLER (COMPUTER), COLOR MONITOR, KEYBOARD & MOUSE FLOPPY DRIVE	HEWLETT PACKARD HEWLETT PACKARD HEWLETT PACKARD	HP9000 HP A1097C HP9133L	6226A60314 3151J39517 2623A02468	CM
EM020	HORN ANTENNA	EMCO	3115	4032	19/07/00
EM022	LOOP ANTENNA	EMCO	6502	1189-2424	04/08/00
EM072	SIGNAL GENERATOR	HEWLETT PACKARD	8640B	1948A11892	N/A
EM083	HKSTC OPEN AREA TEST SITE	HKSTC	N/A	N/A	08/11/02
EM131	PORTABLE SPECTRUM ANALYSER	HEWLETT PACKARD	8595EM	3710A00155	18/12/01
EM145	EMI TEST RECEIVER	R & S	ESCS 30	830245/021	02/08/03
EM194	BICONILOG ANTENNA	EMCO	3142B	1795	14/05/02
EM195	ANTENNA POSITIONING MAST	EMCO	2075	2368	N/A
EM196	MULTI-DEVICE CONTROLLER	EMCO	2090	1662	N/A

Conducted Emission

EQP NO.	DESCRIPTION	MANUFACTURER	MODEL NO.	SERIAL NO.	LAST CAL
EM078	VARIAC	SHANGHAI VOLTAGE	TDGC-3/0.5	N/A	CM
EM081	SMALL SCREENED ROOM	MIKO INST HK	N/A	N/A	18/10/02
EM119	LISN	R & S	ESH3-Z5	0831.5518.52	01/10/02
EM127	ISOLATION TRANSFORMER 220 TO 300	WING SUN	N/A	N/A	CM
EM142	PULSES LIMITER	R & S	ESH3Z2	357.8810.52	03/07/02
EM181	EMI TEST RECEIVER	R & S	ESIB7	100072	28/11/01
EM154	SHIELDING ROOM	SIEMENA MATSUSHITA COMPONENTS	N/A	803-740-057- 99A	18/10/02
EM197	LISN	EMCO	4825/2	1193	08/04/03

Remarks:

CM Corrective Maintenance
N/A Not Applicable or Not Available
TBD To Be Determined

DAR-Registration No.: TTI-P-G150/98-01

Appendix B

Photographs of EUT

Front View of the product




Rear View of the product



Inner Circuit Top View



Inner Circuit Bottom View



Date: 2003-09-30


Test Report

Page 15 of 15

No.: HM110689

Photographs of EUT

Measurement of Radiated Emission Test Set Up



End of Document

DAR-Registration No.: TTI-P-G150/98-01