

fisher-price®



Press the Record & Remix button. When the light turns red, say a phrase up to 3 seconds. Then listen to the phrase in a song remix!

Press Tiger's hand, tummy, foot button or spin the roller to play and learn together. Dance, clap and sing-along with Tiger!

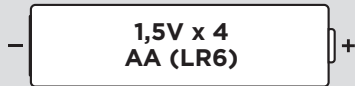
Keep this instruction sheet for future reference, as it contains important information.

Requires four AA batteries (included). Batteries included are for demonstration purposes only.

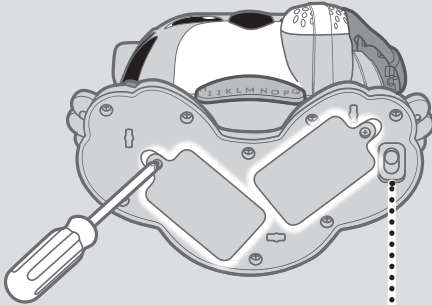
Required tool for battery replacement: Phillips screwdriver (not included). Only adults should replace batteries.

HTX04

Batteries and Power



For longer life, use **alkaline** batteries.



- Make sure to replace all four batteries in the two battery compartments at the same time.
- Loosen the screws in the battery compartment doors and remove the doors. Remove the exhausted batteries and properly dispose.
- Insert four, new AA (LR6) **alkaline** batteries into the battery compartments.
- Replace the battery compartment doors and tighten the screws.
- Slide the power-volume switch to ◀ ON with low volume, ▶ ON with high volume or ○ OFF.
- When sounds, lights or motion become faint, slow or stop, it's time for an adult to change the batteries.
- If this toy begins to operate erratically, you may need to reset the electronics. Slide the power-volume switch off and then back on again.
- To clean, wipe with a damp cloth. Do not immerse.

Battery Safety Information


In exceptional circumstances, batteries may leak fluids that can cause a chemical burn injury or ruin your product. To avoid battery leakage:

- Do not mix old and new batteries or batteries of different types: alkaline, standard (carbon-zinc) or rechargeable.
- Insert batteries as indicated inside the battery compartment (+ and -).
- Remove batteries during long periods of non-use. Always remove exhausted batteries from the product. Dispose of batteries safely. Do not dispose of this product in a fire. The batteries inside may explode or leak.
- Never short-circuit the battery terminals.
- Use only batteries of the same or equivalent type, as recommended.
- Do not charge non-rechargeable batteries.
- Remove rechargeable batteries from the product before charging.
- If removable, rechargeable batteries are used, they are only to be charged under adult supervision.



Protect the environment by not disposing of this product or any batteries with household waste. This symbol indicates that this product shall not be treated as household waste. Check your local authority for recycling advice and facilities.

Learning is better when they're together!



Each sold separately and subject to availability.

Here's how to sync your Link Squad™ toys!

1 Turn power OFF on each toy.

2 Now turn power ON.

3 Watch and listen to Link Squad™ toys respond to each other in fun ways during play!

Uh-oh! If, at any time, one of your Link Squad™ toys doesn't seem to be interacting with the other Link Squad™ toys, turn all of them OFF and then back ON again.

Link Squad™ toys are also available in different languages (sold separately and subject to availability). Link Squad™ toys only sync with other Link Squad™ toys of the same language.

Note: Link Squad™ toys will **not** interact with Linkimals™ toys. To ensure your toys interact with each other as intended, they must belong to the same product line (sold separately and subject to availability).



UNITED STATES

Fisher-Price, Inc., 636 Girard Avenue,
East Aurora, NY 14052. Consumer
Services: 1-800-432-5437.

CANADA

Mattel Canada Inc., 6155 Freemont
Blvd., Mississauga, Ontario L5R 3W2
Consumer Services/Service à la clientèle :
1-800-432-5437. www.service.mattel.com.

GREAT BRITAIN

Mattel U.K. Limited, The Porter Building, 1 Brunel Way,
Slough SL1 1FQ, UK. www.service.mattel.com/uk.

NEDERLAND

Mattel Europa B.V., Gondel 1, 1186 MJ Amstelveen,
Nederland.

AUSTRALIA

Mattel Australia Pty. Ltd., 658 Church Street,
Locked Bag #870, Richmond, Victoria 3121 Australia.
Consumer Advisory Service 1300 135 312.

NEW ZEALAND

16-18 William Pickering Drive, Albany 1331, Auckland.

SOUTH AFRICA

Mattel South Africa (PTY) LTD, Office 102 I3,
30 Melrose Boulevard, Johannesburg 2196.

FCC STATEMENT (UNITED STATES ONLY)

This equipment has been tested and found to comply with the limits for a Class B digital device, pursuant to Part 15 of the FCC rules. These limits are designed to provide reasonable protection against harmful interference in a residential installation. This equipment generates uses and can radiate radio frequency energy and, if not installed and used in accordance with the instructions, may cause harmful interference to radio communications. However, there is no guarantee that interference will not occur in a particular installation. If this equipment does cause harmful interference to radio or television reception, which can be determined by turning the equipment off and on, the user is encouraged to try to correct the interference by one or more of the following measures:

- Reorient or relocate the receiving antenna.
- Increase the separation between the equipment and receiver.
- Consult the dealer or an experienced radio/TV technician for help.

NOTE: Changes or modifications not expressly approved by the manufacturer responsible for compliance could void the user's authority to operate the equipment.

This device complies with Part 15 of the FCC Rules. Operation is subject to the following two conditions: (1) This device may not cause harmful interference, and (2) this device must accept any interference received, including interference that may cause undesired operation.

ÉNONCÉ DE LA FCC (ÉTATS-UNIS SEULEMENT)

Cet équipement a été testé et jugé conforme aux limites de classe B pour un appareil numérique en vertu de l'article 15 de la réglementation de la FCC. Ces limites ont été instaurées pour fournir une protection raisonnable contre toute interférence nuisible dans une installation résidentielle. Cet équipement génère, utilise et peut émettre de l'énergie radiofréquence. S'il n'est pas installé et utilisé conformément aux instructions, il peut provoquer des interférences sur les communications radio. Cependant, il n'est pas garanti que des interférences ne se produiront pas dans certaines installations. Si cet équipement cause des interférences à la réception radio ou télévisée (ce qui peut être vérifié en éteignant l'appareil puis en le remettant sous tension), l'utilisateur peut tenter de les résoudre en suivant une ou plusieurs des mesures ci-après :

- Réorienter ou déplacer l'antenne réceptrice.
- Augmenter l'espace entre l'appareil et le récepteur.
- Pour obtenir de l'aide, contacter le vendeur ou un technicien radio/télévision expérimenté.

REMARQUE : Tout changement ou modification de cet appareil n'ayant pas été expressément approuvé par les parties responsables de sa conformité peut entraîner l'annulation du droit d'exploitation de l'équipement par l'utilisateur. Cet appareil est conforme à l'article 15 de la réglementation de la FCC. L'utilisation de ce dispositif est autorisée seulement aux deux conditions suivantes : (1) il ne doit pas produire de brouillage nuisible, et (2) il doit pouvoir tolérer tout brouillage radioélectrique reçu, même si ce brouillage est susceptible de compromettre son fonctionnement.

This device contains licence-exempt transmitter(s)/receiver(s) that comply with Innovation, Science and Economic Development Canada's licence-exempt RSS(s). Operation is subject to the following two conditions:
(1) This device may not cause interference.
(2) This device must accept any interference, including interference that may cause undesired operation of the device.

L'émetteur/récepteur exempt de licence contenu dans le présent appareil est conforme aux CNR d'Innovation, Sciences et Développement économique Canada applicables aux appareils radio exempts de licence. L'exploitation est autorisée aux deux conditions suivantes :
(1) L'appareil ne doit pas produire de brouillage;
(2) L'appareil doit accepter tout brouillage radioélectrique subi, même si le brouillage est susceptible d'en compromettre le fonctionnement



©2023 Mattel.
PRINTED IN CHINA
HTX04-0970-1103190691-DOM

