

# Fisher-Price®



Press Sloth's feet buttons to play and learn together. Dance, clap and sing-along with Sloth!

Keep this instruction sheet for future reference, as it contains important information.

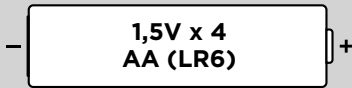
Requires four AA (LR6) **alkaline** batteries (included). Batteries included are for demonstration purposes only.

Required tool for battery replacement: Phillips screwdriver (not included). Only adults should install batteries.



To clean, wipe with a damp cloth. Do not immerse.




## FYK61

# BATTERIES AND POWER



For longer life, use **alkaline** batteries.



- Loosen the screw in the battery compartment door and remove the door. Remove the exhausted batteries and properly dispose.
- Insert four, new AA (LR6) **alkaline** batteries.
- Replace the battery compartment door and tighten the screw.
- Slide the power-volume switch to  ON with low volume,  ON with high volume or  OFF.
- When sounds, lights or motion become faint, slow or stop, it's time for an adult to change the batteries.
- If this toy begins to operate erratically, you may need to reset the electronics. Slide the power-volume switch off and then back on again.

## Battery Safety Information


In exceptional circumstances, batteries may leak fluids that can cause a chemical burn injury or ruin your product. To avoid battery leakage:

- Do not mix old and new batteries or batteries of different types: alkaline, standard (carbon-zinc) or rechargeable.
- Insert batteries as indicated inside the battery compartment (+ and -).
- Remove batteries during long periods of non-use. Always remove exhausted batteries from the product. Dispose of batteries safely. Do not dispose of this product in a fire. The batteries inside may explode or leak.
- Never short-circuit the battery terminals.
- Use only batteries of the same or equivalent type, as recommended.
- Do not charge non-rechargeable batteries.
- Remove rechargeable batteries from the product before charging.
- If removable, rechargeable batteries are used, they are only to be charged under adult supervision.



Protect the environment by not disposing of this product or any batteries with household waste. This symbol indicates that this product shall not be treated as household waste. Check your local authority for recycling advice and facilities.

# MORE FUN WITH MORE THAN ONE!



Each sold separately and subject to availability.

## Here's how to sync your Linkimals™!

**1** Turn power OFF on each toy.

**2** Now turn power ON.

**3** Watch and listen to Linkimals respond to each other in fun ways during play!

Uh-oh! If, at any time, one of your Linkimals doesn't seem to be interacting with the other Linkimals, turn all of them OFF and then back ON again.

Linkimals are also available in different languages (sold separately and subject to availability). Linkimals only sync with other Linkimals of the same language.



service.fisher-price.com

**UNITED STATES:** 1-800-432-5437.  
Fisher-Price, Inc., 636 Girard Avenue,  
East Aurora, NY 14052.

**GREAT BRITAIN:** Mattel UK Ltd, Vanwall  
Business Park, Maidenhead SL6 4UB.  
Helpline: 01628 500303;  
www.service.mattel.com/uk.

Mattel Europa B.V., Gondel 1, 1186 MJ  
Amstelveen, Nederland.

**CANADA:** 1-800-432-5437.  
Mattel Canada Inc., 6155 Freemont Blvd.,  
Mississauga, Ontario L5R 3W2.

**AUSTRALIA:** Mattel Australia Pty. Ltd.,  
658 Church Street, Locked Bag #870,  
Richmond, Victoria 3121 Australia.  
Consumer Advisory Service 1300 135 312.

**NEW ZEALAND:** 16-18 William Pickering  
Drive, Albany 1331, Auckland.

**ASIA:** Mattel East Asia Ltd., Room 503-09,  
North Tower, World Finance Centre,  
Harbour City, Tsimshatsui, HK, China.  
Tel.: (852) 3185-6500.

**MALAYSIA:** Diimport & Diedarkan Oleh:  
Mattel Southeast Asia Pte. Ltd., No  
19-1, Tower 3 Avenue 7, Bangsar South  
City, No 8, Jalan Kerinchi, 59200 Kuala  
Lumpur, Malaysia. Tel: 03-33419052.

**SOUTH AFRICA:** Mattel South Africa  
(PTY) LTD, Office 102 I3, 30 Melrose  
Boulevard, Johannesburg 2196.

## FCC STATEMENT (UNITED STATES ONLY)

This equipment has been tested and found to comply with the limits for a Class B digital device, pursuant to Part 15 of the FCC rules. These limits are designed to provide reasonable protection against harmful interference in a residential installation. This equipment generates uses and can radiate radio frequency energy and, if not installed and used in accordance with the instructions, may cause harmful interference to radio communications. However, there is no guarantee that interference will not occur in a particular installation. If this equipment does cause harmful interference to radio or television reception, which can be determined by turning the equipment off and on, the user is encouraged to try to correct the interference by one or more of the following measures:

- Reorient or relocate the receiving antenna.
- Increase the separation between the equipment and receiver.
- Consult the dealer or an experienced radio/TV technician for help.

NOTE: Changes or modifications not expressly approved by the manufacturer responsible for compliance could void the user's authority to operate the equipment.

This device complies with Part 15 of the FCC Rules. Operation is subject to the following two conditions: (1) This device may not cause harmful interference, and (2) this device must accept any interference received, including interference that may cause undesired operation.

This device contains licence-exempt transmitter(s)/receiver(s) that comply with Innovation, Science and Economic Development Canada's licence-exempt RSS(s). Operation is subject to the following two conditions: (1) This device may not cause interference. (2) This device must accept any interference, including interference that may cause undesired operation of the device.

L'émetteur/récepteur exempt de licence contenu dans le présent appareil est conforme aux CNR d'Innovation, Sciences et Développement économique Canada applicables aux appareils radio exempts de licence. L'exploitation est autorisée aux deux conditions suivantes : (1) L'appareil ne doit pas produire de brouillage; (2) L'appareil doit accepter tout brouillage radioélectrique subi, même si le brouillage est susceptible d'en compromettre le fonctionnement