

MT-403017/N

## 3.3-3.8GHz 10.5dBi Omni Directional Antenna

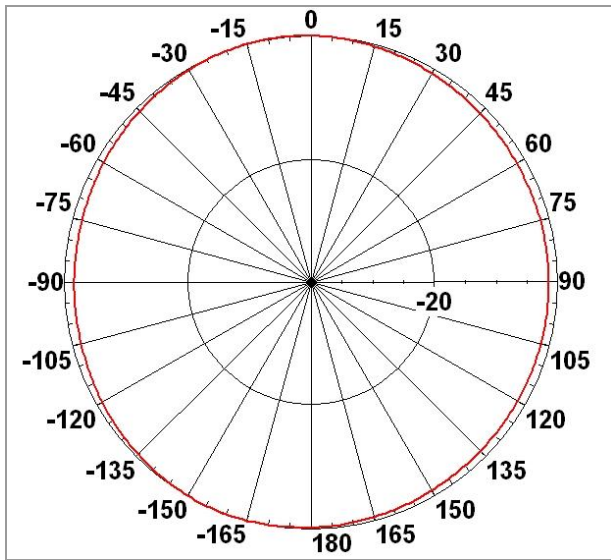


### Specifications

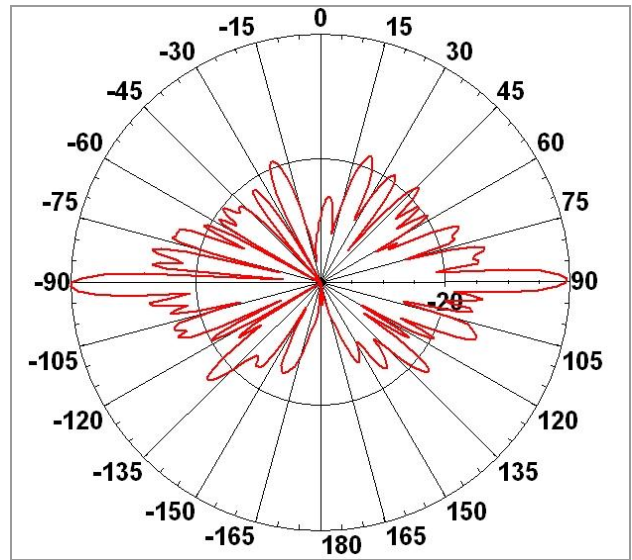
MTI PART NUMBER		MT - 403017/N		
<b>ELECTRICAL</b>				
REGULATORY COMPLIANCE	RoHS, CE 0682			
FREQUENCY RANGE	3.3-3.8GHz			
PEAK GAIN	10.5 ± 0.5 dBi			
VSWR	2.5:1 (typ) @ 3.3-3.4GHz 1.7:1 (max) @ 3.4-3.8GHz			
AZIMUTH BEAMWIDTH	Omni			
POLARIZATION	Linear Vertical			
AZIMUTH RIPPLE	± 1.9 dB			
ELEVATION BEAMWIDTH	4 ° (typ)			
E - PLANE SIDELobe LEVEL	-9 dB (typ)			
INPUT IMPEDANCE	50 (ohm)			
INPUT POWER	4W (max)			
LIGHTNING PROTECTION	DC Grounded			
<b>MECHANICAL</b>				
DIMENSIONS - DIAMETER X HEIGHT	75mm X 1150mm (max)			
WEIGHT	2.5 kg (max)			
CONNECTOR	N-Type Female			
RADOME	Plastic, UV Resistance			
BASE PLATE	Aluminum with chemical conversion coating			
OUTLINE DRAWING	See page 2			
MOUNTING KIT	Mounted to Pole Ø 1.5" - Ø 3" by the means of 2 clamps			
<b>ENVIRONMENTAL</b>				
TEST	STANDARD	DURATION	TEMPERATURE	NOTES
LOW TEMPERATURE	IEC 68-2-1	72 h	-55°C	-
HIGH TEMPERATURE	IEC 68-2-2	72 h	+71°C	-
TEMP. CYCLING	IEC 68-2-14	1 h	-45°C +70°C	3 Cycles
VIBRATION	IEC 60721-3-4	30 min/axis	-	Random 4M3
SHOCK MECHANICAL	IEC 60721-3-4	-	-	4M3
HUMIDITY	ETSI EN300-2-4 T4.1E	144 h	-	95%
WATER TIGHTNESS	IEC 529	-	-	IP67
SOLAR RADIATION	ASTAM G53	1000 h	-	-
FLAMMABILITY	UL 94	-	-	Class HB
SALT SPRAY	IEC 68-2-11 Ka	500 h	-	-
ICE AND SNOW	-	-	-	25mm Radial
WIND SPEED SURVIVAL	-	-	-	220 Km/h
OPERATION	-	-	-	160 Km/h
WIND LOAD SUR. FRONT TH.	-	-	-	6.5kg
SIDE THRUST	-	-	-	6.5 kg

### 3.3-3.8GHz 10.5dBi Omni Directional Antenna

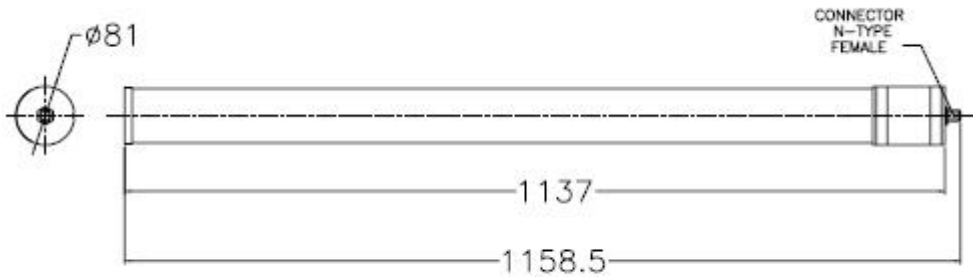
Azimuth Radiation Pattern  
 Midband Freq. 3.5 GHz



Elevation Radiation Pattern  
 Midband Freq. 3.5 GHz



#### Dimensions [mm]



#### Existing Antenna Versions


MTI Wireless Edge is certified according to ISO 9001 and ISO 14001.

#### WAIVER!

While the information contained in this document has been carefully compiled to the best of our present knowledge, it is not intended as presentation or warranty of any kind on our part regarding the fitness of the products concerned for any particular use or purpose and neither shall any statement contained herein be construed as a recommendation to infringe any industrial property rights or as a license to use any such rights. The fitness of each product for any particular purpose must be checked beforehand with our specialists.

MTI Wireless Edge Ltd.

11 Hamelacha St.  
 Afek Industrial Park  
 Rosh Ha'ayin 48091, Israel  
 Tel: +972-3-9008900  
 Fax: +972-3-9008901  
[www.mtiwe.com](http://www.mtiwe.com)