



INTERNAL PHOTOGRAPHS

This document contains 20 photographs


Photograph No.1
MicroMax-SOC 5.8 GHz internal view




Photograph No.2
MicroMax-SOC 5.8 GHz internal view, antenna




Photograph No.3
MicroMax-SOC 5.8 GHz internal view without screens




Photograph No.4
MicroMax-SOC 5.8 GHz internal view without shield cover




Photograph No.5
PCB close view




Photograph No.5A
PCB second side view




Photograph No.6
MicroMax-SOC 5.8 GHzRF module front view




Photograph No.7
RF module close view, right part




Photograph No.8
Close view without shield




Photograph No.9
PCB left part of front side




Photograph No.10
PCB close view without shield




Photograph No.11
PCB close view without shield




Photograph No.12
PCB close view without shield




Photograph No.13
MicroMax-SOC 5.8 GHz RF module second side view




Photograph No.14
PCB second side view, left part




Photograph No.15
PCB second side view, right part



Photograph No.17
PCB second side close view, without shields



Photograph No.18
PCB second side close view, without shields



Photograph No.19
Digital interface PCB second side view

