

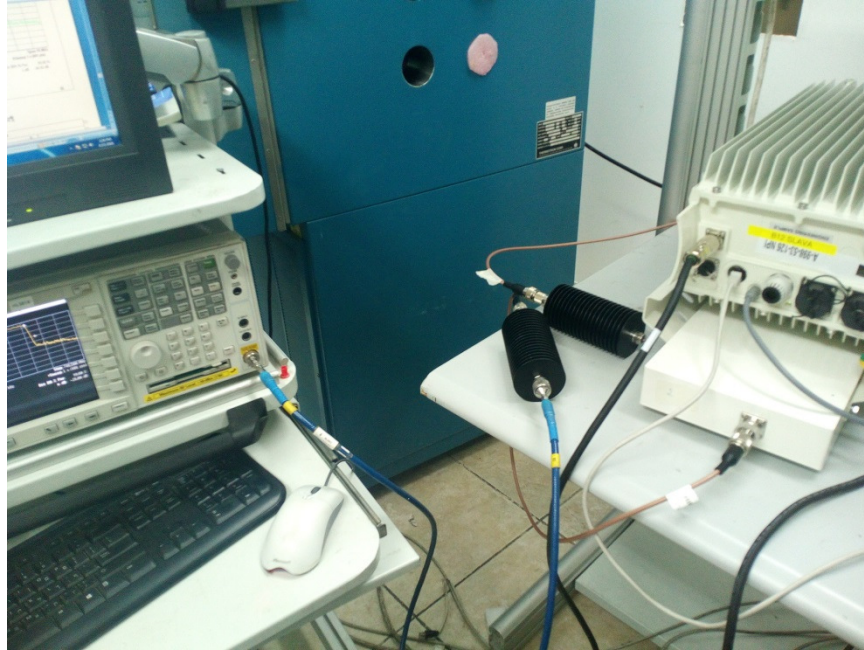
SETUP PHOTOGRAPHS

This document contains 7 photographs

Photograph No.1
Peak output power, occupied bandwidth measurement setup




Photograph No.2
Conducted spurious emissions, occupied bandwidth measurement setup




Photograph No.3
Emission mask measurement setup



Photograph No.4
Spurious emissions measurement setup in the anechoic chamber below 30 MHz



Photograph No.5
Spurious emissions measurement setup in the anechoic chamber in 30 -1000 MHz



Photograph No.6
Spurious emissions measurement setup in the anechoic chamber in 1 – 18 GHz



Photograph No.7
Frequency stability measurement setup

