



SETUP PHOTOGRAPHS

This document contains 4 photographs


Photograph No.1
Spurious emissions measurement setup in the anechoic chamber below 30 MHz



Photograph No.2
Spurious emissions measurement setup in the anechoic chamber in 30 -1000 MHz



Photograph No.3
Spurious emissions measurement setup in the anechoic chamber in 1 – 18 GHz



Photograph No.4
Spurious emissions measurement setup in the anechoic chamber in 18 – 37 GHz

