


## LABEL

The label is affixed on the bottom of the subscriber radio unit as shown below.  
The label material is PVC with a permanent adhesive.

**“ProST 1.4G TDD” bottom panel, label with FCC ID:PIDASMAX14 location**



**“EasyST 1.4G TDD” bottom panel, label with FCC ID:PIDASMAX14 location**



# ProST 1.4G TDD V-p

P/N: XXXXXXXX XX  
S/N: XXXZYMXXXXXX



H/W MAC: XXXXXXXXXXXXXXXX  
XXXXXXXXXXXXXXXXXX

This device complies with Part 15 of the FCC Rules.  
Operation is subject to the condition that  
this device does not cause harmful interference.

**FCC ID:PIDASMAX14**




## CAUTIONS !

- THIS DEVICE MUST BE INSTALLED BY AN AUTHORIZED TECHNICIAN.
- DO NOT CONNECT OR DISCONNECT DATA & PWR CONNECTOR WHILE THE UNIT IS UNDER POWER.

## ATTENTION!

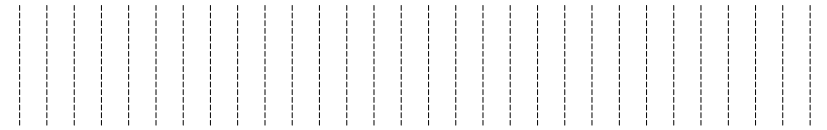
- CET APPAREIL DOIT ETRE INSTALLE PAR UN TECHNICIEN AUTORISE.
- NE BRANCHEZ PAS ET NE DECONNECTEZ PAS LE CONNECTEUR DE DONNEES ET DE COURANT PENDANT QUE L'APPAREIL EST SOUS TENSION.

POWER INPUT: 10-52VDC , 1A Max



P/N: XXXXXXXX XX

S/N: XXXZYMXXXXXX



H/W MAC: 00A00AXXXXXX  
00A00AXXXXXX

# EasyST 1.4G TDD



This device complies with Part 15 of the FCC Rules. Operation is subject to the condition that this device does not cause harmful interference.



**FCC**

**FCC ID:PIDASMAX14**

POWER INPUT: 6VDC , 1.5A  
WARRANTY VOID IF OPENED



N15488

