



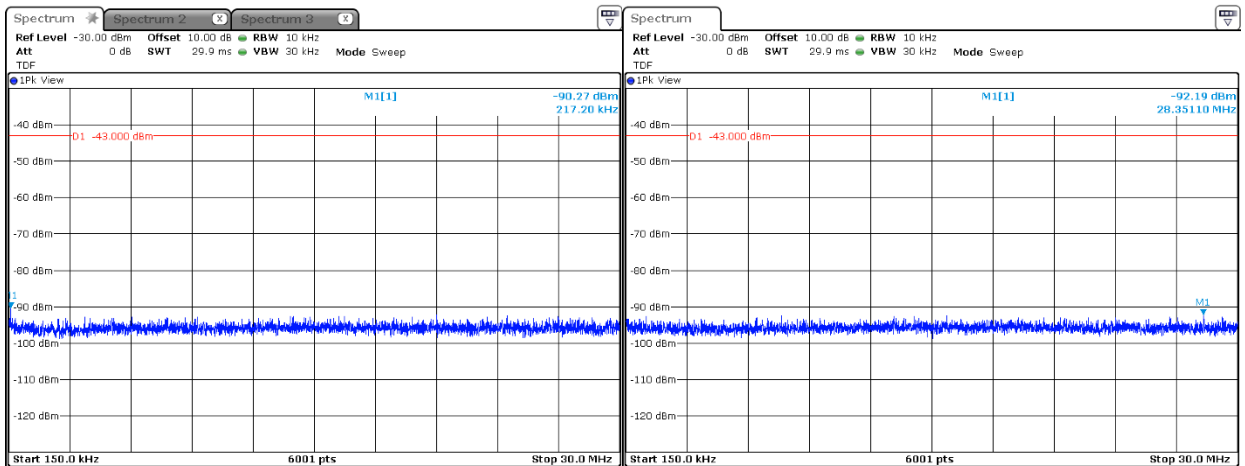
HERMON LABORATORIES

Test specification: Section 96.41(e)(3), Conducted spurious emissions			
Test procedure: Section 96.41(e)(3)			
Test mode: Compliance		Verdict: PASS	
Date(s): 23-Apr-20 - 01-Dec-20			
Temperature: 24.1 °C	Relative Humidity: 49 %	Air Pressure: 1011 hPa	Power: 48 VDC
Remarks:			

Plot 7.6.4 Spurious emission measurements in 150 kHz – 30 MHz range at low carrier frequency

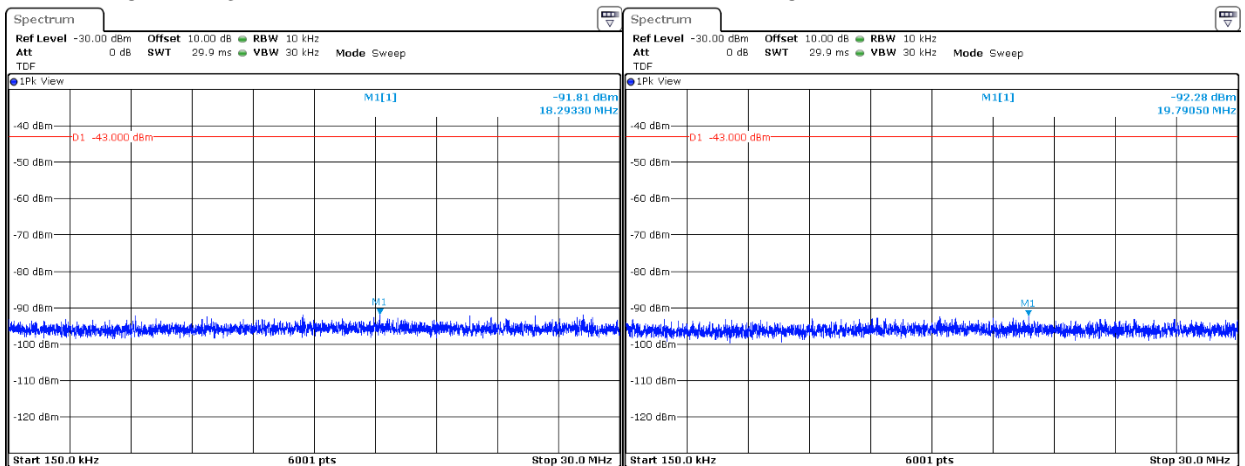
MODULATION:
CHANNEL SPACING:
ANTENNA CHAIN: #1

256QAM
10 MHz
ANTENNA CHAIN: #2



ANTENNA CHAIN: #3

ANTENNA CHAIN: #4





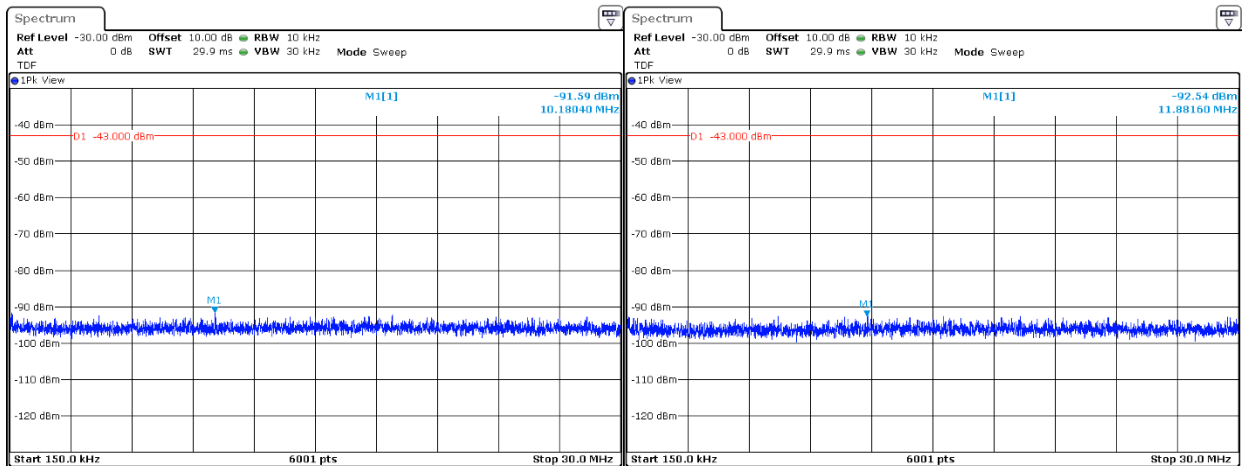
HERMON LABORATORIES

Test specification: Section 96.41(e)(3), Conducted spurious emissions			
Test procedure: Section 96.41(e)(3)			
Test mode: Compliance		Verdict: PASS	
Date(s): 23-Apr-20 - 01-Dec-20			
Temperature: 24.1 °C	Relative Humidity: 49 %	Air Pressure: 1011 hPa	Power: 48 VDC
Remarks:			

Plot 7.6.5 Spurious emission measurements in 150 kHz – 30 MHz range at mid carrier frequency

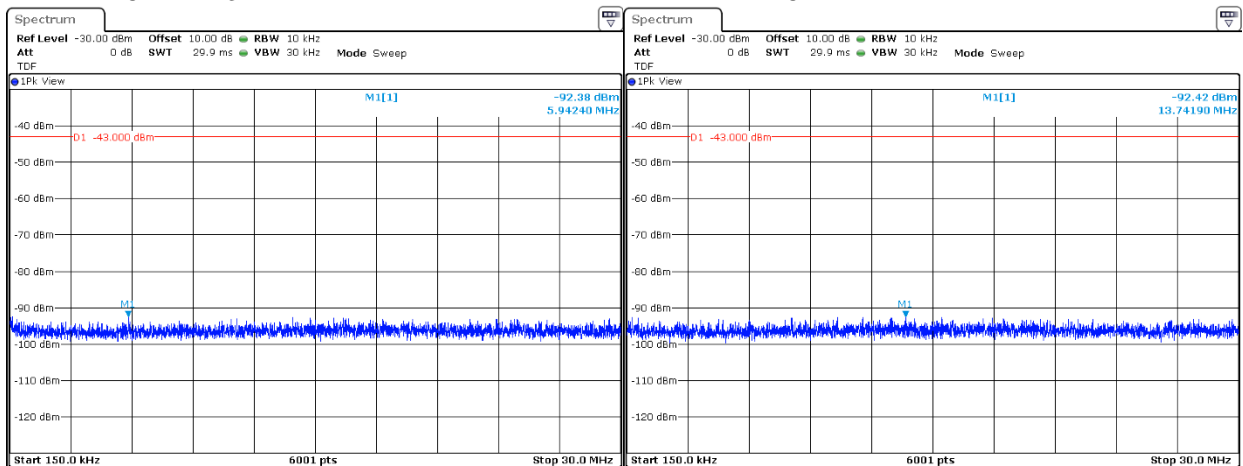
MODULATION:
CHANNEL SPACING:
ANTENNA CHAIN: #1

256QAM
10 MHz
ANTENNA CHAIN: #2



ANTENNA CHAIN: #3

ANTENNA CHAIN: #4





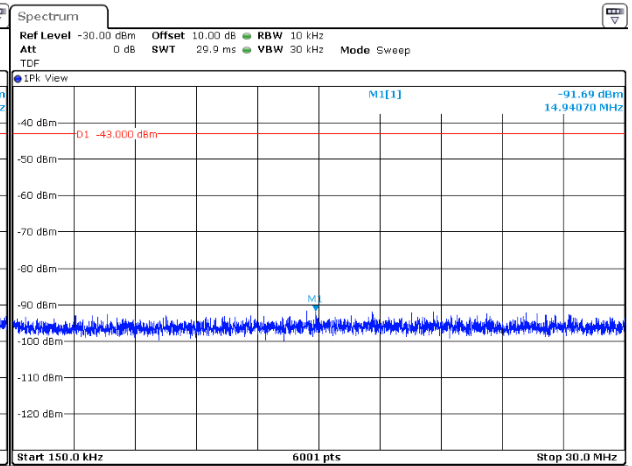
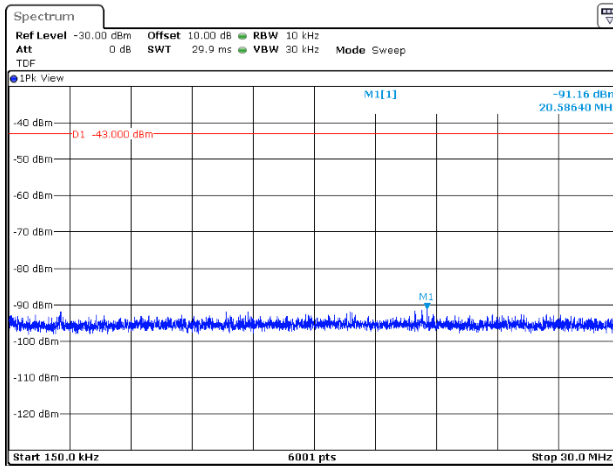
HERMON LABORATORIES

Test specification: Section 96.41(e)(3), Conducted spurious emissions			
Test procedure: Section 96.41(e)(3)			
Test mode: Compliance		Verdict: PASS	
Date(s): 23-Apr-20 - 01-Dec-20			
Temperature: 24.1 °C	Relative Humidity: 49 %	Air Pressure: 1011 hPa	Power: 48 VDC
Remarks:			

Plot 7.6.6 Spurious emission measurements in 150 kHz – 30 MHz range at high carrier frequency

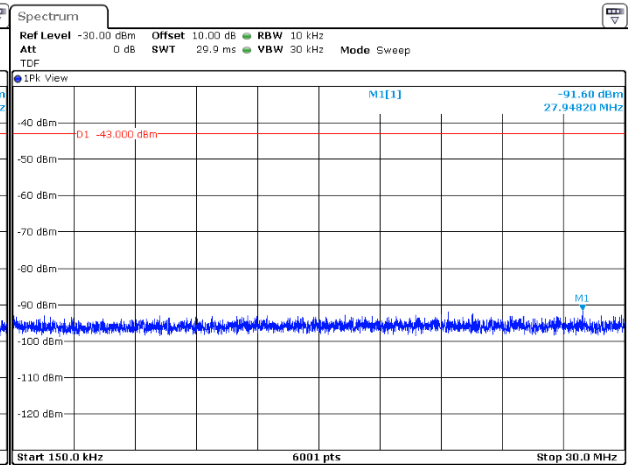
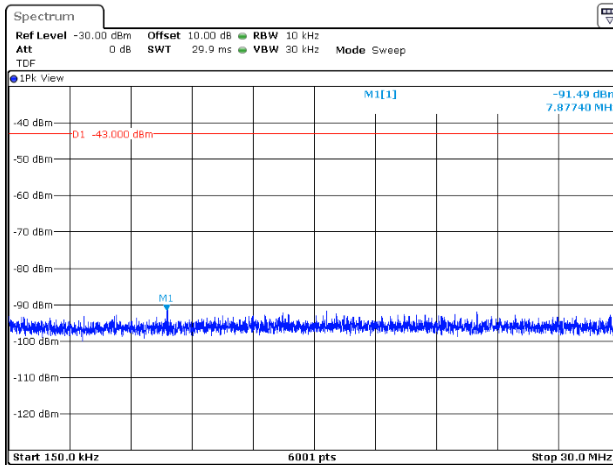
MODULATION:
CHANNEL SPACING:
ANTENNA CHAIN: #1

256QAM
10 MHz
ANTENNA CHAIN: #2



ANTENNA CHAIN: #3

ANTENNA CHAIN: #4





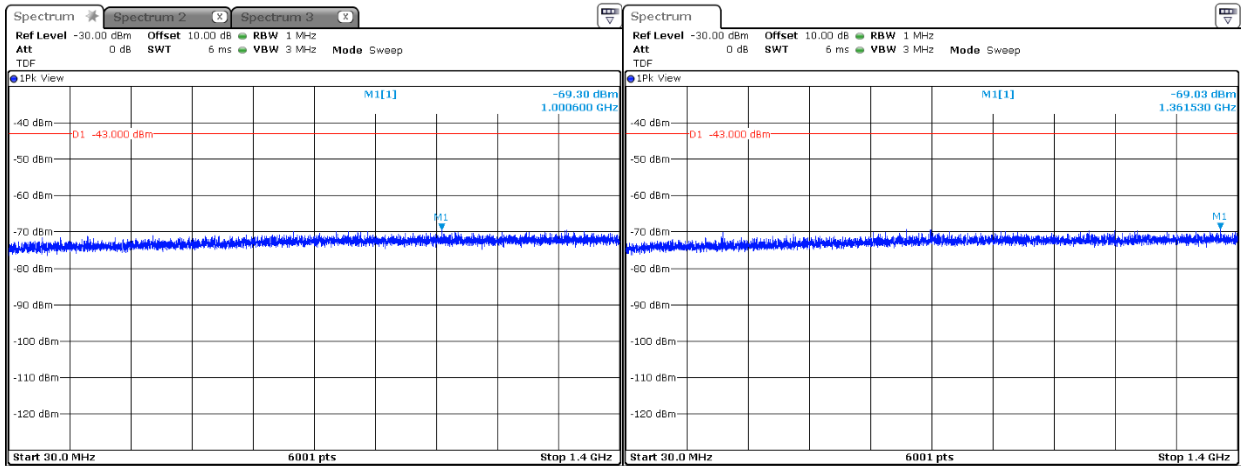
HERMON LABORATORIES

Test specification: Section 96.41(e)(3), Conducted spurious emissions			
Test procedure: Section 96.41(e)(3)			
Test mode: Compliance		Verdict: PASS	
Date(s): 23-Apr-20 - 01-Dec-20			
Temperature: 24.1 °C	Relative Humidity: 49 %	Air Pressure: 1011 hPa	Power: 48 VDC
Remarks:			

Plot 7.6.7 Spurious emission measurements in 30 - 1400 MHz range at low carrier frequency

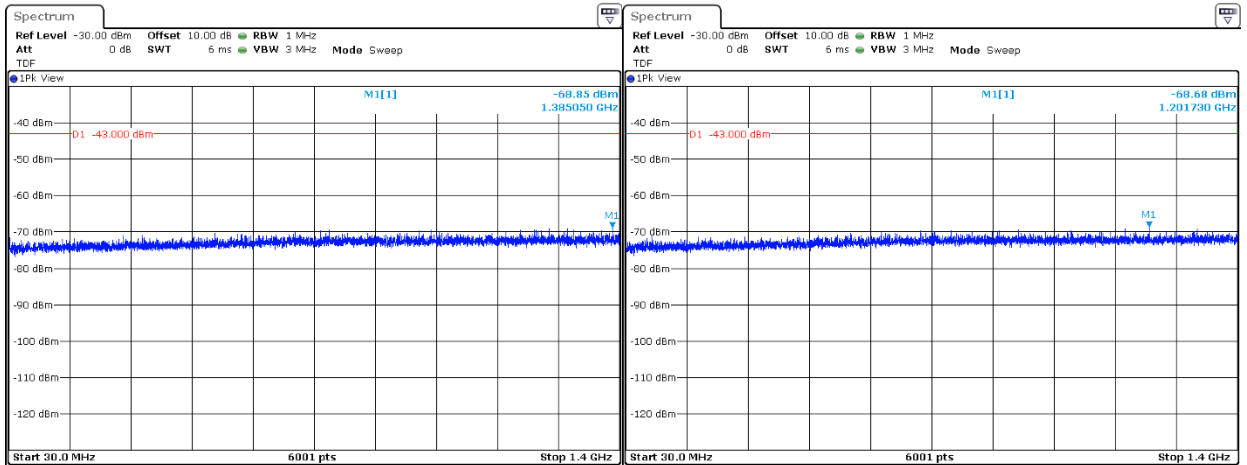
MODULATION:
CHANNEL SPACING:
ANTENNA CHAIN: #1

256QAM
10 MHz
ANTENNA CHAIN: #2



ANTENNA CHAIN: #3

ANTENNA CHAIN: #4





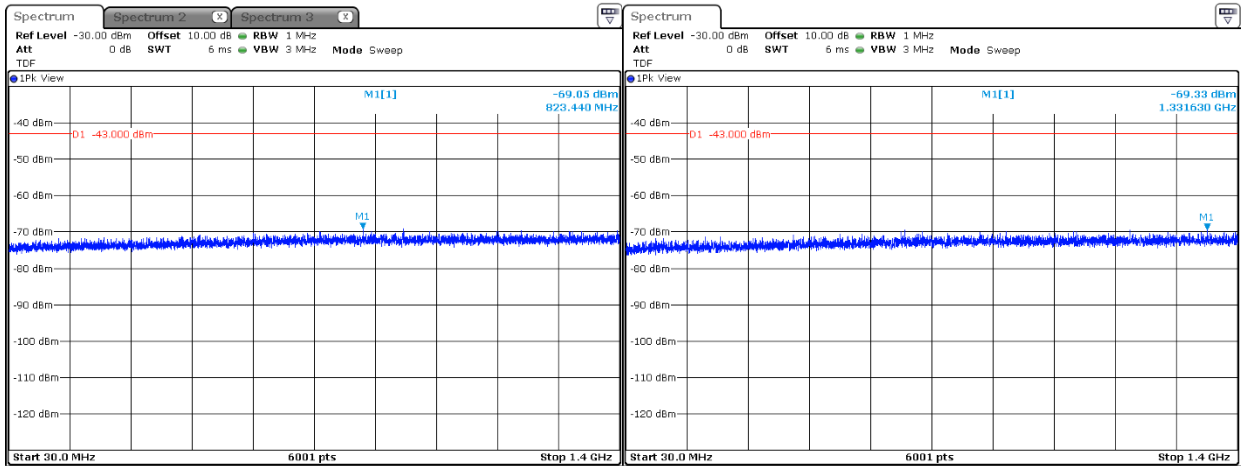
HERMON LABORATORIES

Test specification: Section 96.41(e)(3), Conducted spurious emissions			
Test procedure: Section 96.41(e)(3)			
Test mode: Compliance		Verdict: PASS	
Date(s): 23-Apr-20 - 01-Dec-20			
Temperature: 24.1 °C	Relative Humidity: 49 %	Air Pressure: 1011 hPa	Power: 48 VDC
Remarks:			

Plot 7.6.8 Spurious emission measurements in 30 - 1400 MHz range at mid carrier frequency

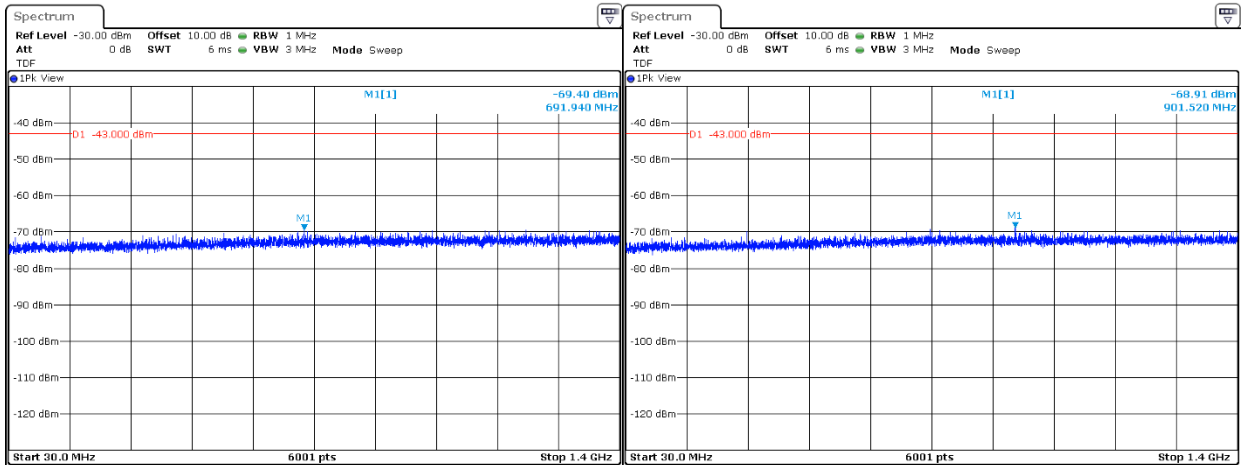
MODULATION:
CHANNEL SPACING:
ANTENNA CHAIN: #1

256QAM
10 MHz
ANTENNA CHAIN: #2



ANTENNA CHAIN: #3

ANTENNA CHAIN: #4





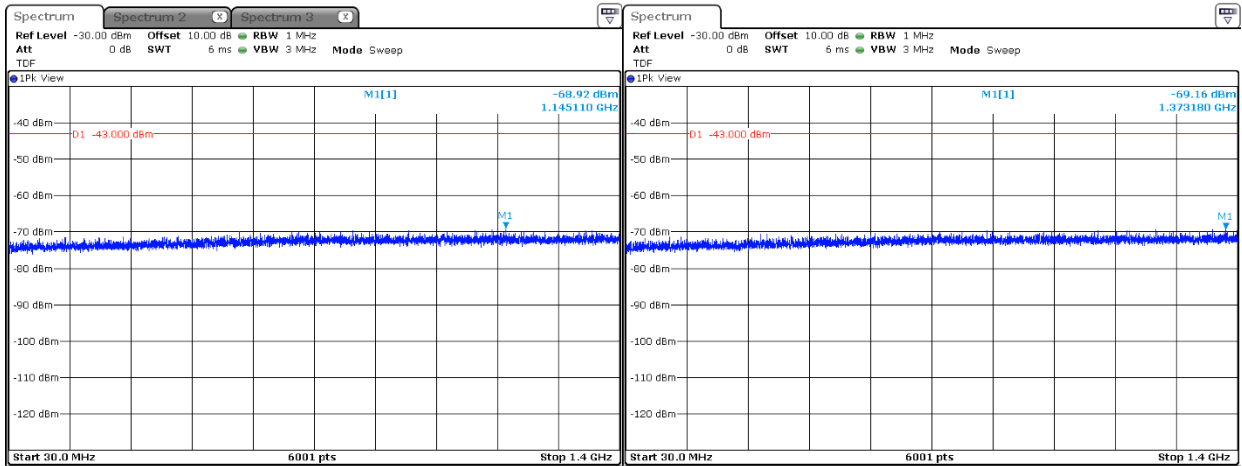
HERMON LABORATORIES

Test specification: Section 96.41(e)(3), Conducted spurious emissions			
Test procedure: Section 96.41(e)(3)			
Test mode: Compliance		Verdict: PASS	
Date(s): 23-Apr-20 - 01-Dec-20			
Temperature: 24.1 °C	Relative Humidity: 49 %	Air Pressure: 1011 hPa	Power: 48 VDC
Remarks:			

Plot 7.6.9 Spurious emission measurements in 30 - 1400 MHz range at high carrier frequency

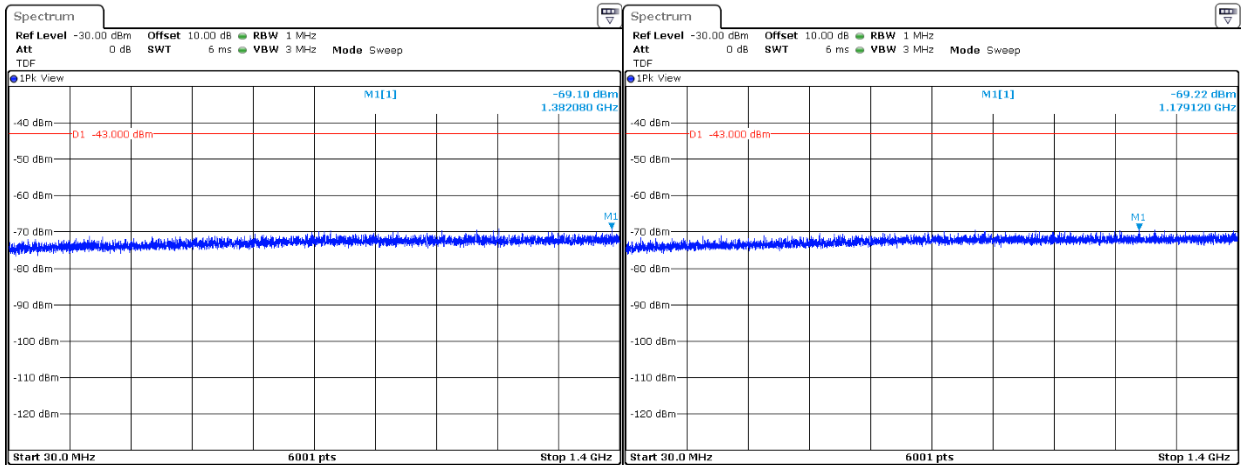
MODULATION:
CHANNEL SPACING:
ANTENNA CHAIN: #1

256QAM
10 MHz
ANTENNA CHAIN: #2



ANTENNA CHAIN: #3

ANTENNA CHAIN: #4





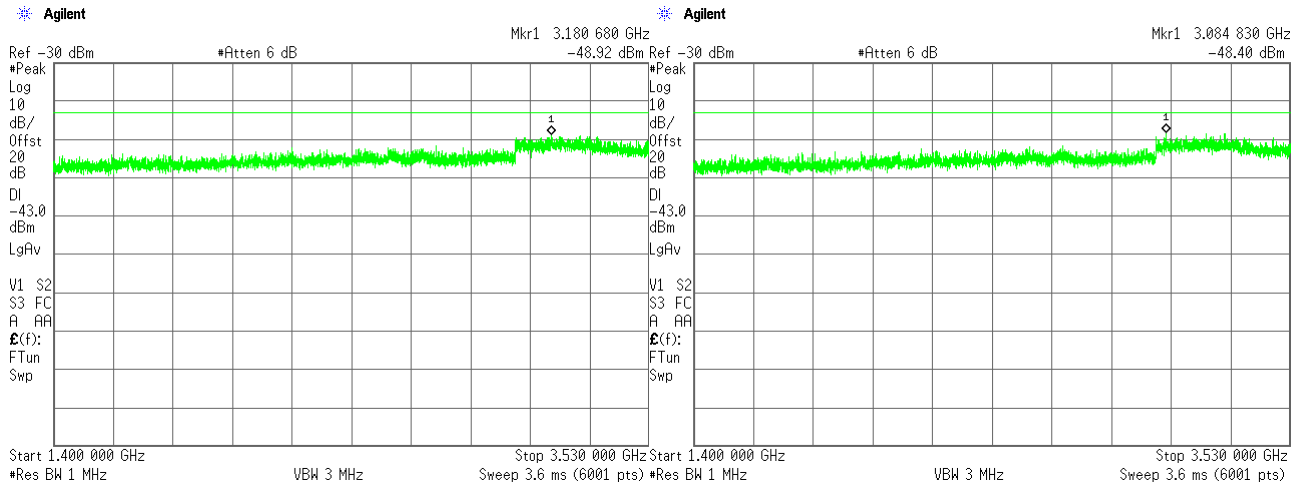
HERMON LABORATORIES

Test specification: Section 96.41(e)(3), Conducted spurious emissions			
Test procedure: Section 96.41(e)(3)			
Test mode: Compliance		Verdict: PASS	
Date(s): 23-Apr-20 - 01-Dec-20			
Temperature: 24.1 °C	Relative Humidity: 49 %	Air Pressure: 1011 hPa	Power: 48 VDC
Remarks:			

Plot 7.6.10 Spurious emission measurements in 1400 - 3530 MHz range at low carrier frequency

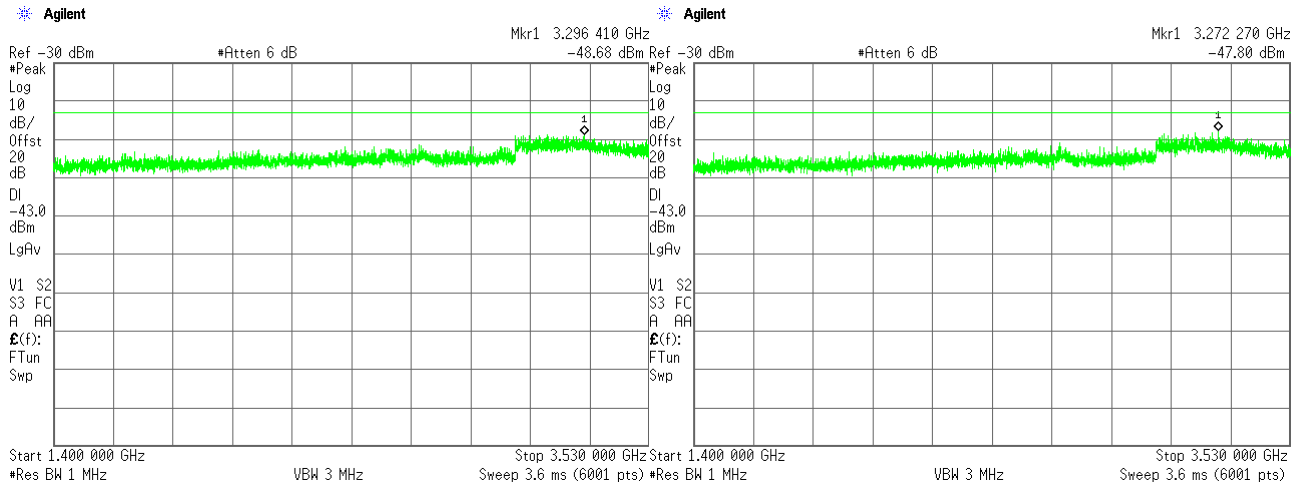
MODULATION:
CHANNEL SPACING:
ANTENNA CHAIN: #1

256QAM
10 MHz
ANTENNA CHAIN: #2



ANTENNA CHAIN: #3

ANTENNA CHAIN: #4





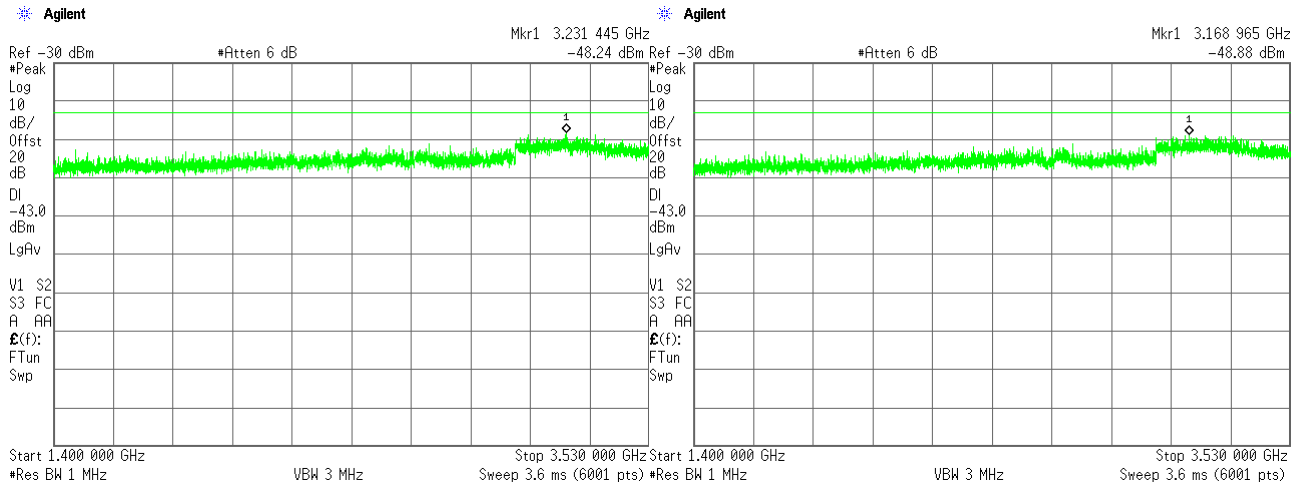
HERMON LABORATORIES

Test specification: Section 96.41(e)(3), Conducted spurious emissions			
Test procedure: Section 96.41(e)(3)			
Test mode: Compliance		Verdict: PASS	
Date(s): 23-Apr-20 - 01-Dec-20			
Temperature: 24.1 °C	Relative Humidity: 49 %	Air Pressure: 1011 hPa	Power: 48 VDC
Remarks:			

Plot 7.6.11 Spurious emission measurements in 1400 - 3530 MHz range at mid carrier frequency

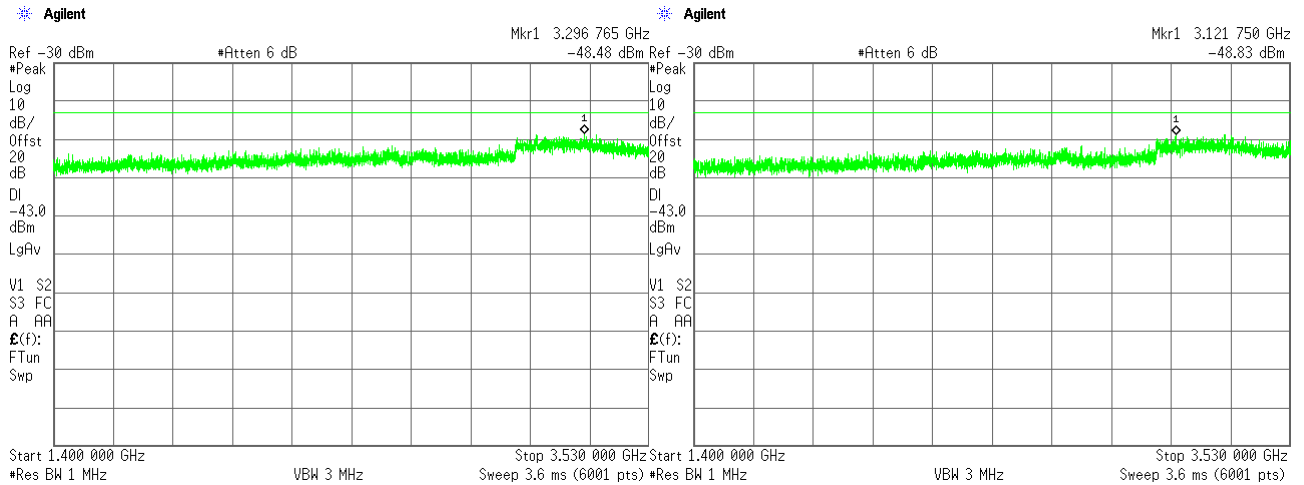
MODULATION:
CHANNEL SPACING:
ANTENNA CHAIN: #1

256QAM
10 MHz
ANTENNA CHAIN: #2



ANTENNA CHAIN: #3

ANTENNA CHAIN: #4





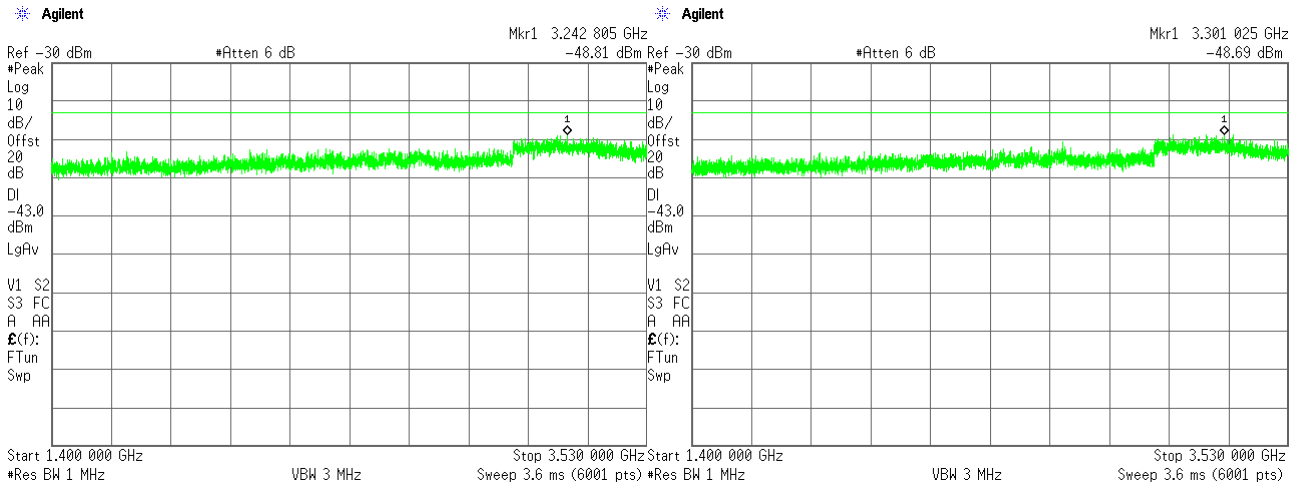
HERMON LABORATORIES

Test specification: Section 96.41(e)(3), Conducted spurious emissions			
Test procedure: Section 96.41(e)(3)			
Test mode: Compliance		Verdict: PASS	
Date(s): 23-Apr-20 - 01-Dec-20			
Temperature: 24.1 °C	Relative Humidity: 49 %	Air Pressure: 1011 hPa	Power: 48 VDC
Remarks:			

Plot 7.6.12 Spurious emission measurements in 1400 - 3530 MHz range at high carrier frequency

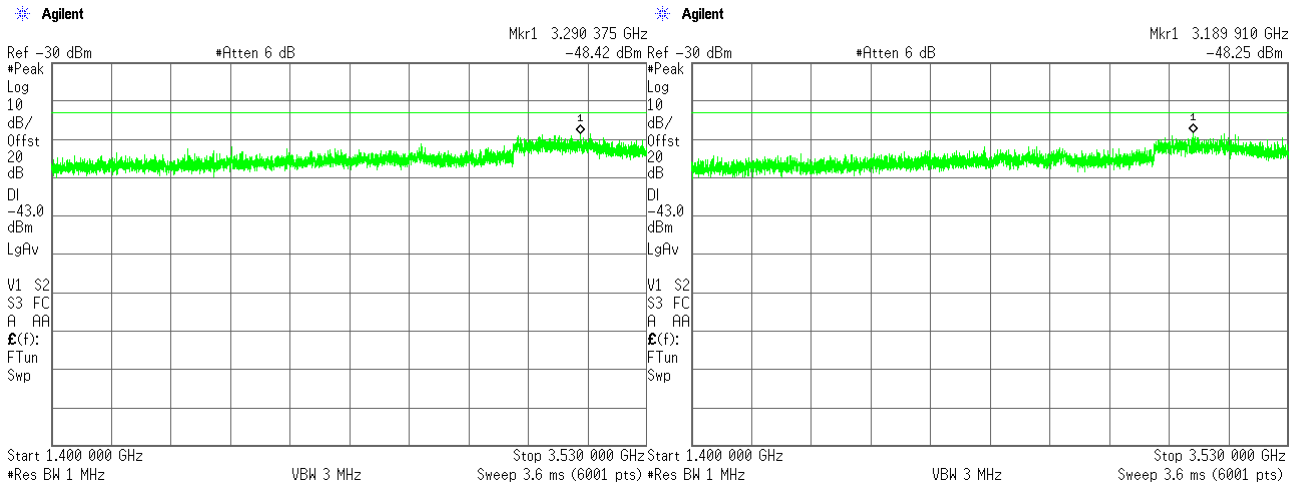
MODULATION:
CHANNEL SPACING:
ANTENNA CHAIN: #1

256QAM
10 MHz
ANTENNA CHAIN: #2



ANTENNA CHAIN: #3

ANTENNA CHAIN: #4





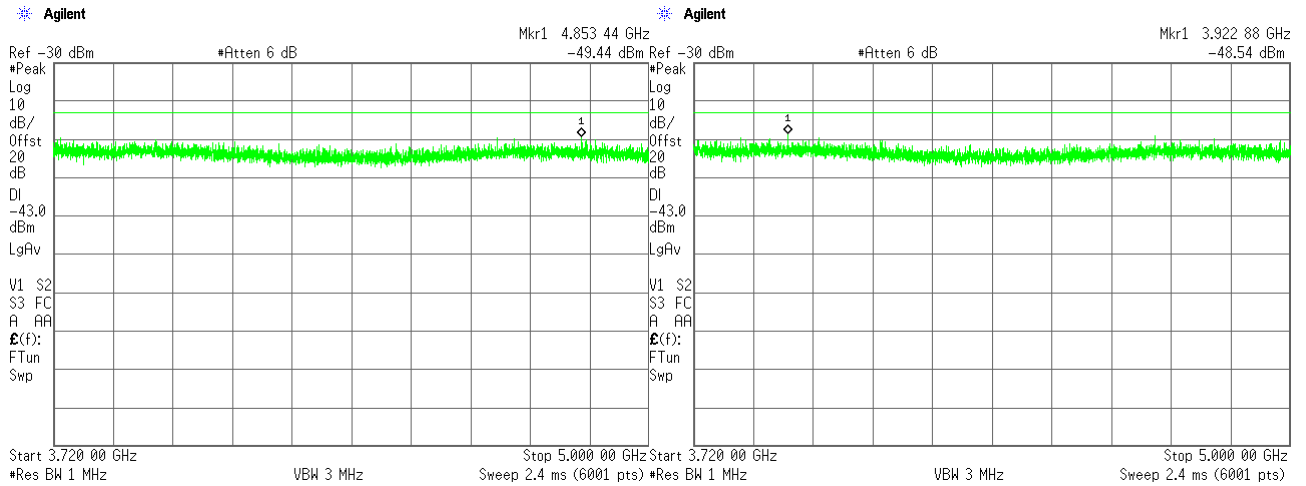
HERMON LABORATORIES

Test specification: Section 96.41(e)(3), Conducted spurious emissions			
Test procedure: Section 96.41(e)(3)			
Test mode: Compliance		Verdict: PASS	
Date(s): 23-Apr-20 - 01-Dec-20			
Temperature: 24.1 °C	Relative Humidity: 49 %	Air Pressure: 1011 hPa	Power: 48 VDC
Remarks:			

Plot 7.6.13 Spurious emission measurements in 3720 - 5000 GHz range at low carrier frequency

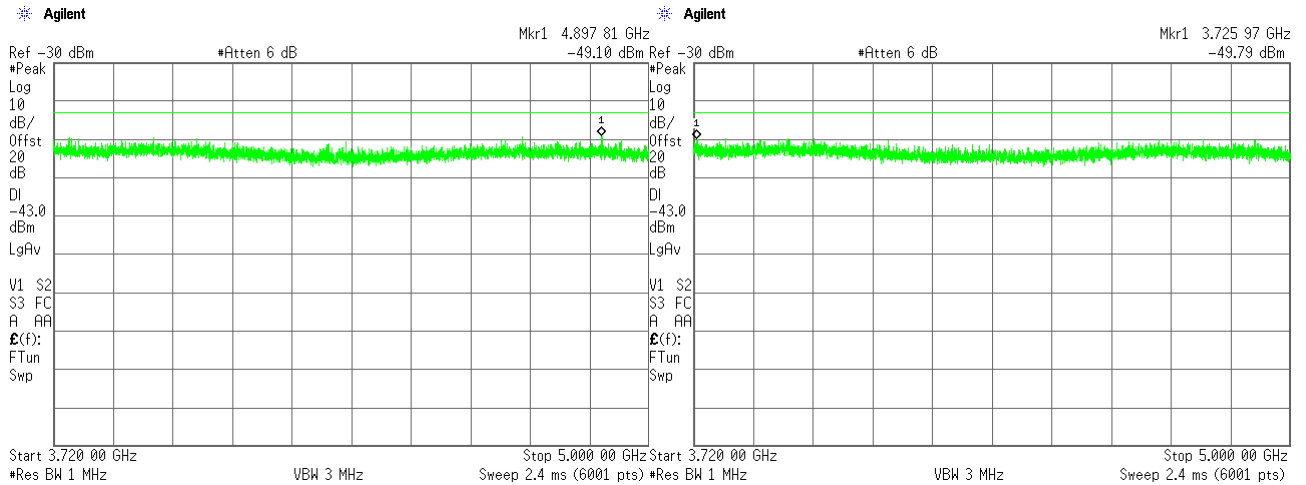
MODULATION:
CHANNEL SPACING:
ANTENNA CHAIN: #1

256QAM
10 MHz
ANTENNA CHAIN: #2



ANTENNA CHAIN: #3

ANTENNA CHAIN: #4





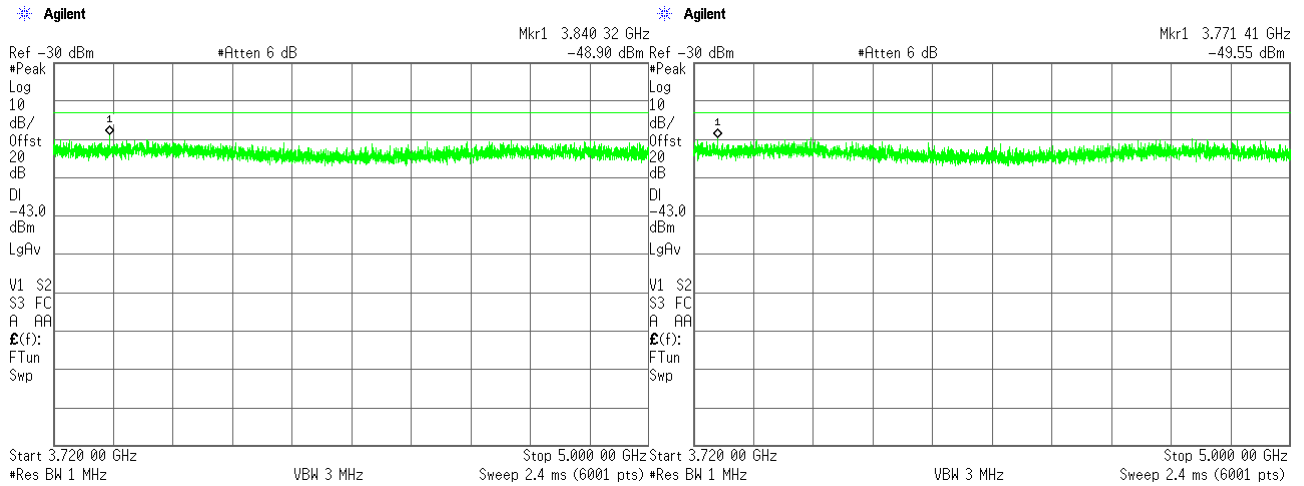
HERMON LABORATORIES

Test specification: Section 96.41(e)(3), Conducted spurious emissions			
Test procedure: Section 96.41(e)(3)			
Test mode: Compliance		Verdict: PASS	
Date(s): 23-Apr-20 - 01-Dec-20			
Temperature: 24.1 °C	Relative Humidity: 49 %	Air Pressure: 1011 hPa	Power: 48 VDC
Remarks:			

Plot 7.6.14 Spurious emission measurements in 3720 - 5000 range at mid carrier frequency

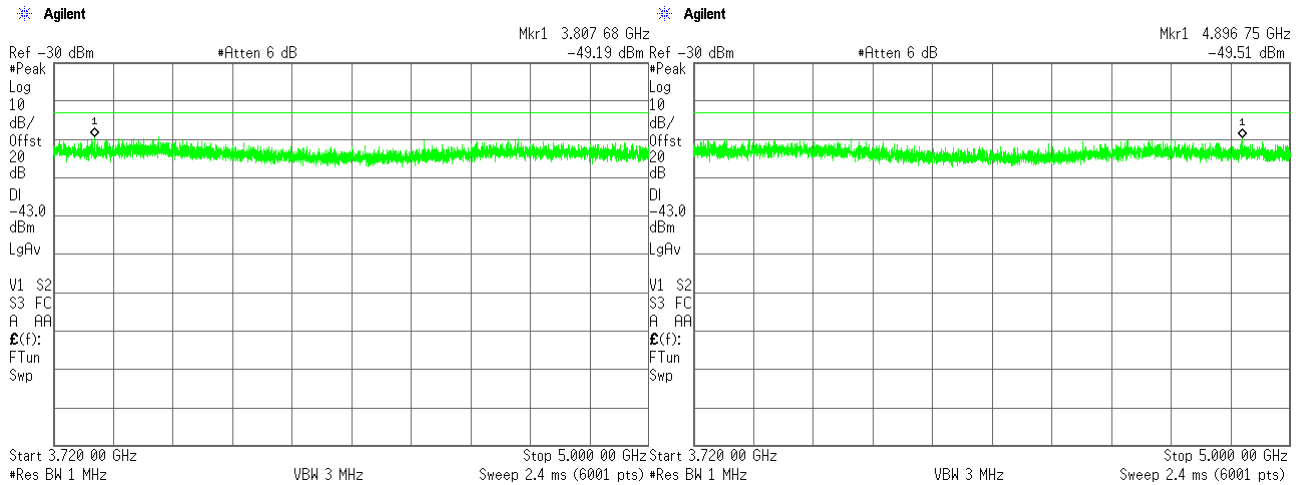
MODULATION:
CHANNEL SPACING:
ANTENNA CHAIN: #1

256QAM
10 MHz
ANTENNA CHAIN: #2



ANTENNA CHAIN: #3

ANTENNA CHAIN: #4





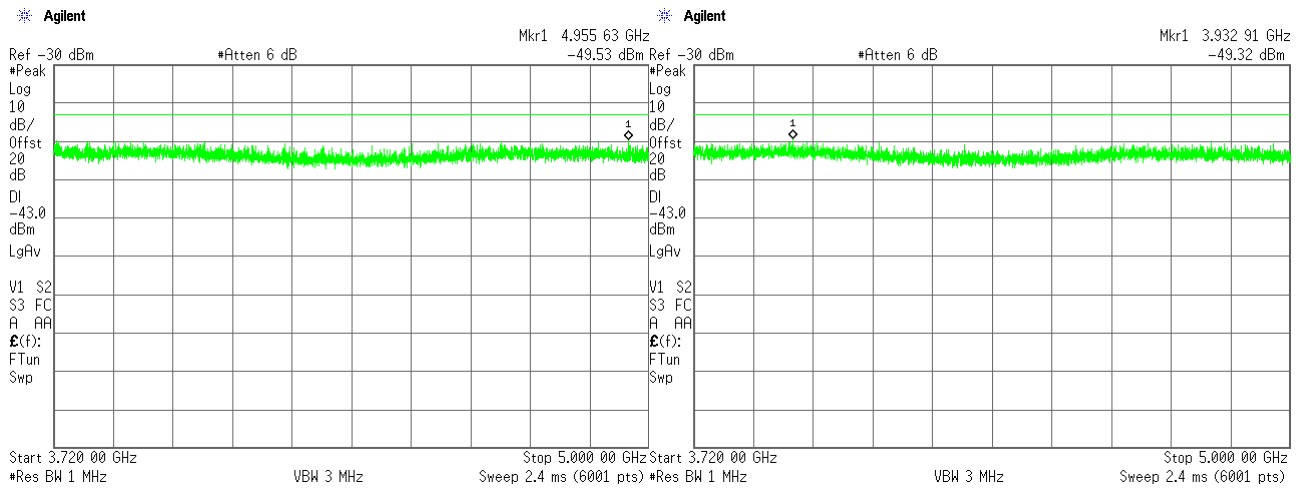
HERMON LABORATORIES

Test specification: Section 96.41(e)(3), Conducted spurious emissions			
Test procedure: Section 96.41(e)(3)			
Test mode: Compliance		Verdict: PASS	
Date(s): 23-Apr-20 - 01-Dec-20			
Temperature: 24.1 °C	Relative Humidity: 49 %	Air Pressure: 1011 hPa	Power: 48 VDC
Remarks:			

Plot 7.6.15 Spurious emission measurements in 3720 - 5000 range at high carrier frequency

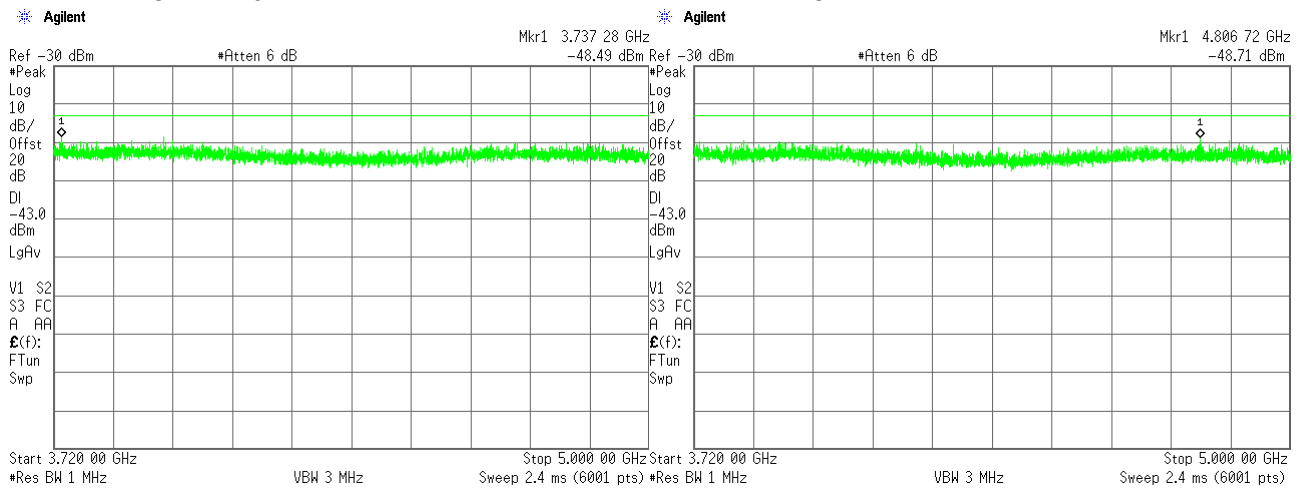
MODULATION:
CHANNEL SPACING:
ANTENNA CHAIN: #1

256QAM
10 MHz
ANTENNA CHAIN: #2



ANTENNA CHAIN: #3

ANTENNA CHAIN: #4





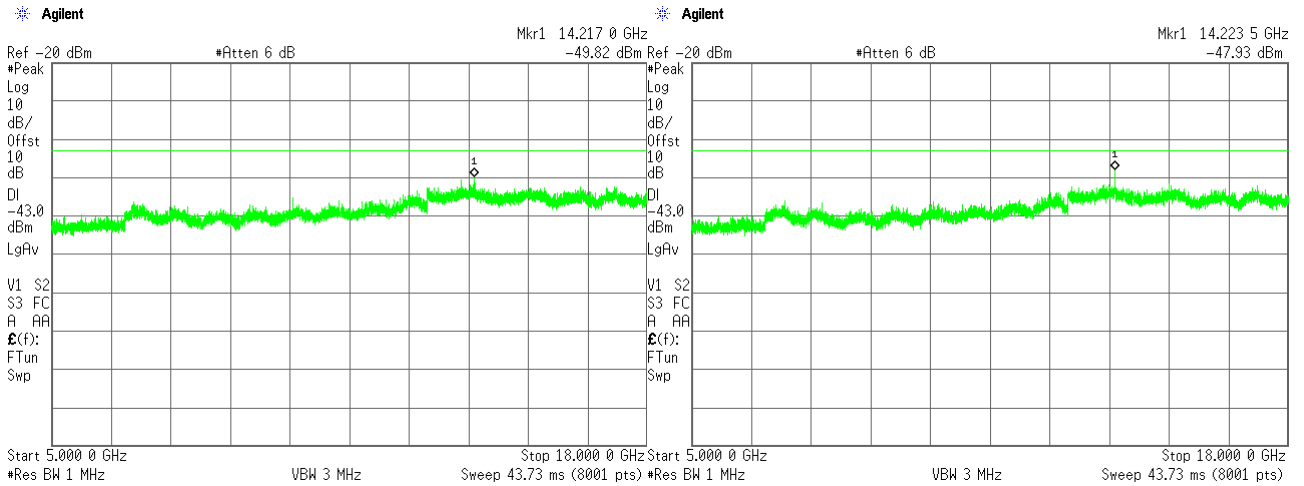
HERMON LABORATORIES

Test specification: Section 96.41(e)(3), Conducted spurious emissions			
Test procedure: Section 96.41(e)(3)			
Test mode: Compliance		Verdict: PASS	
Date(s): 23-Apr-20 - 01-Dec-20			
Temperature: 24.1 °C	Relative Humidity: 49 %	Air Pressure: 1011 hPa	Power: 48 VDC
Remarks:			

Plot 7.6.16 Spurious emission measurements in 5 - 18 GHz range at low carrier frequency

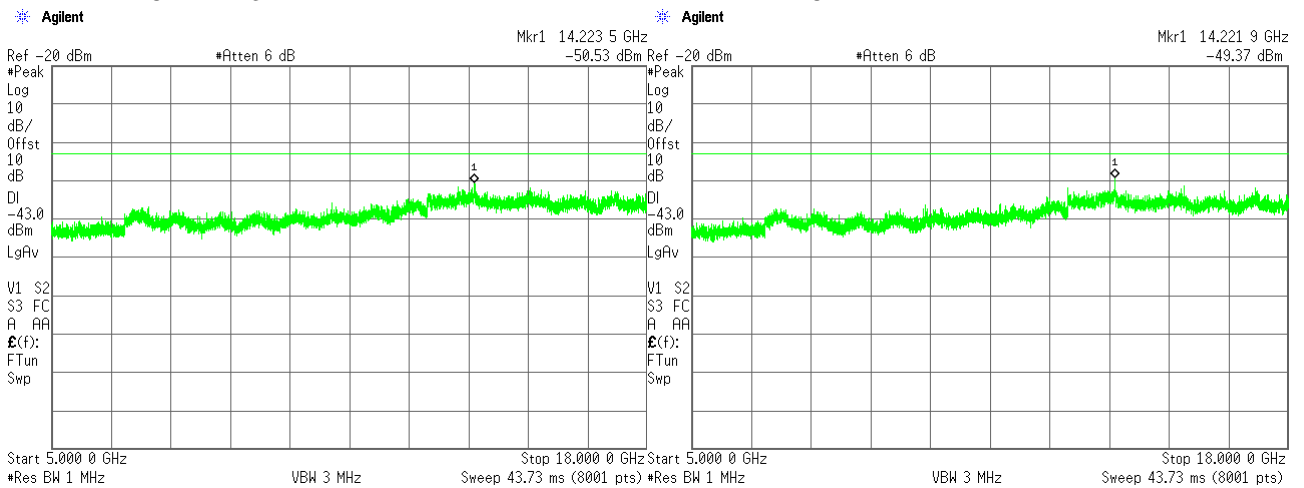
MODULATION:
CHANNEL SPACING:
ANTENNA CHAIN: #1

256QAM
10 MHz
ANTENNA CHAIN: #2



ANTENNA CHAIN: #3

ANTENNA CHAIN: #4





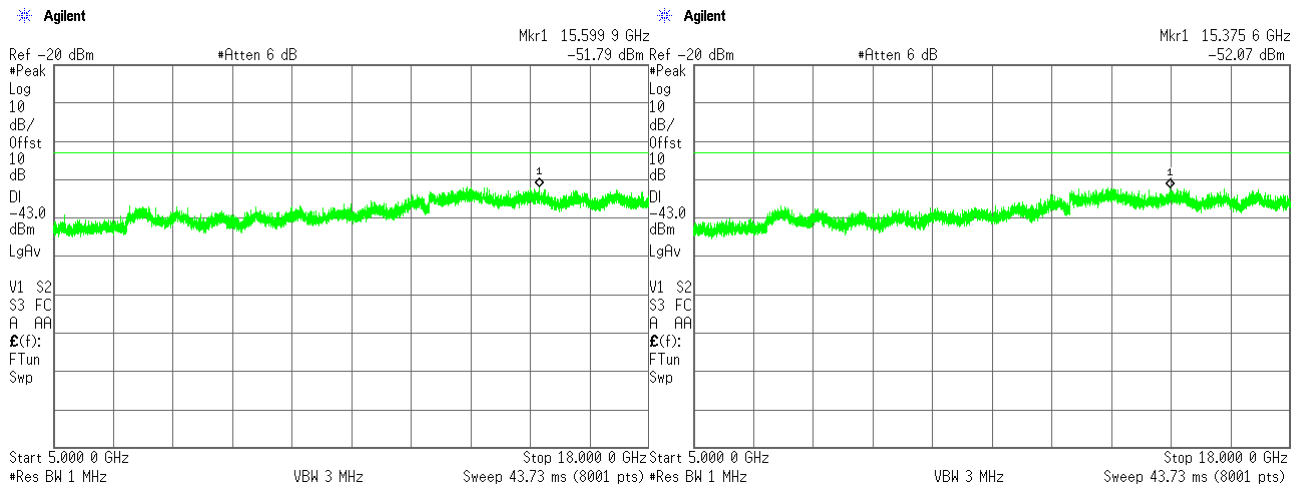
HERMON LABORATORIES

Test specification: Section 96.41(e)(3), Conducted spurious emissions			
Test procedure: Section 96.41(e)(3)			
Test mode: Compliance		Verdict: PASS	
Date(s): 23-Apr-20 - 01-Dec-20			
Temperature: 24.1 °C	Relative Humidity: 49 %	Air Pressure: 1011 hPa	Power: 48 VDC
Remarks:			

Plot 7.6.17 Spurious emission measurements in 5 - 18 GHz range at mid carrier frequency

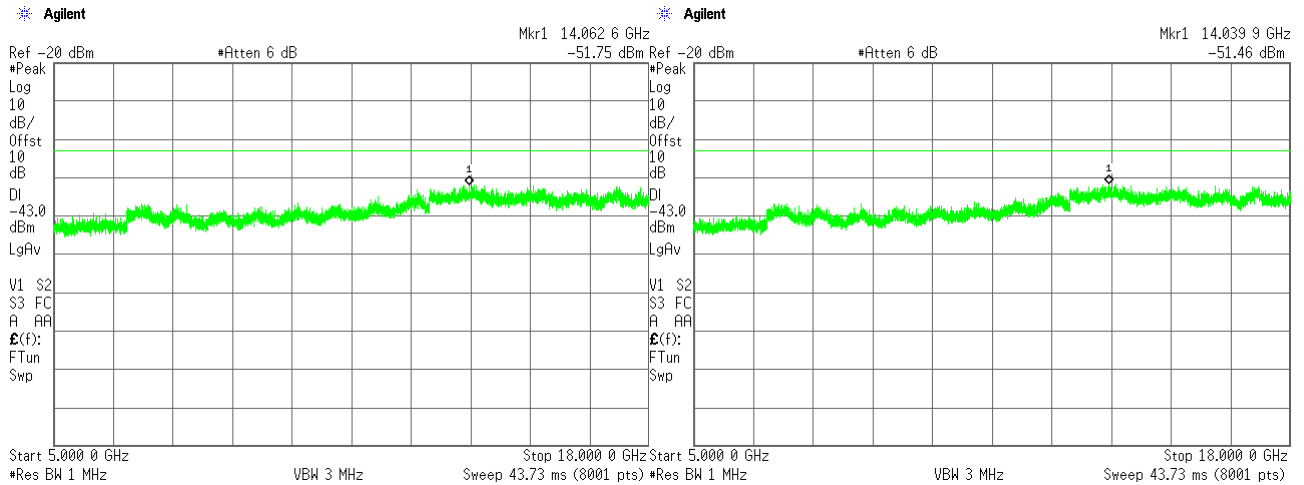
MODULATION:
CHANNEL SPACING:
ANTENNA CHAIN: #1

256QAM
10 MHz
ANTENNA CHAIN: #2



ANTENNA CHAIN: #3

ANTENNA CHAIN: #4





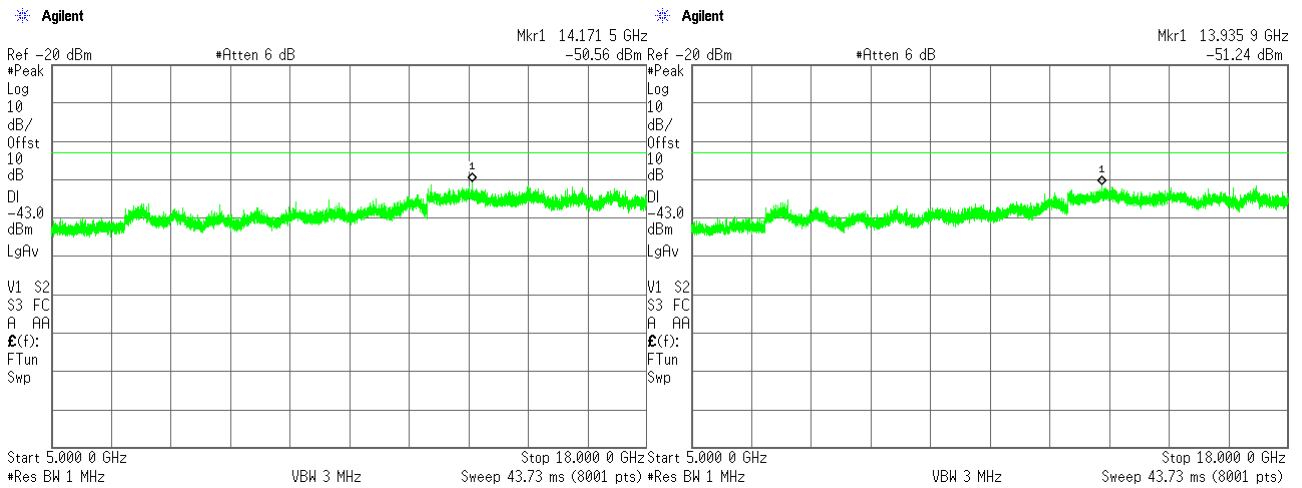
HERMON LABORATORIES

Test specification: Section 96.41(e)(3), Conducted spurious emissions			
Test procedure: Section 96.41(e)(3)			
Test mode: Compliance		Verdict: PASS	
Date(s): 23-Apr-20 - 01-Dec-20			
Temperature: 24.1 °C	Relative Humidity: 49 %	Air Pressure: 1011 hPa	Power: 48 VDC
Remarks:			

Plot 7.6.18 Spurious emission measurements in 5 - 18 GHz range at high carrier frequency

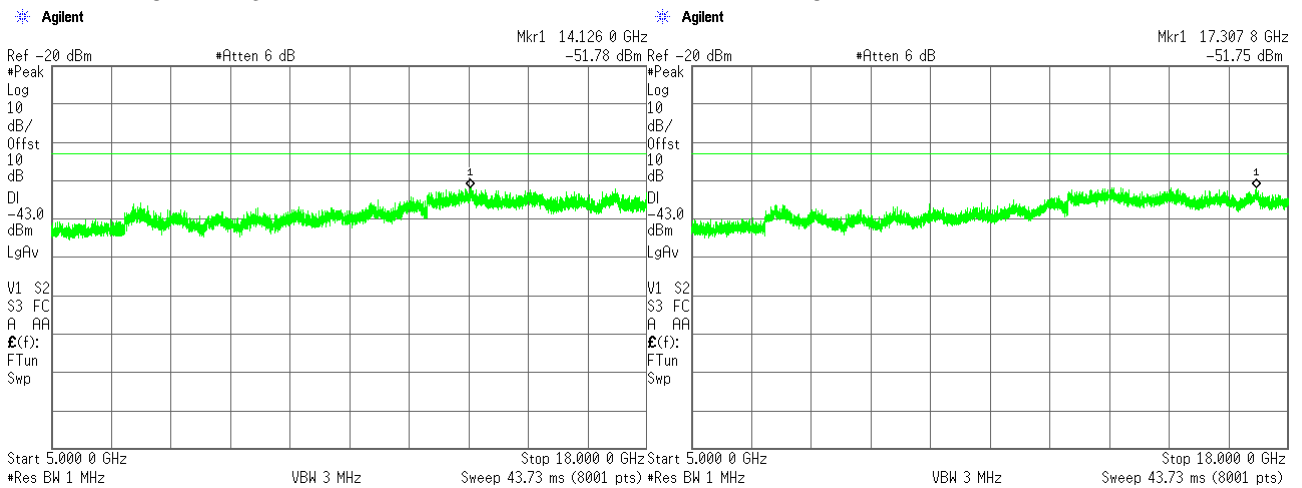
MODULATION:
CHANNEL SPACING:
ANTENNA CHAIN: #1

256QAM
10 MHz
ANTENNA CHAIN: #2



ANTENNA CHAIN: #3

ANTENNA CHAIN: #4





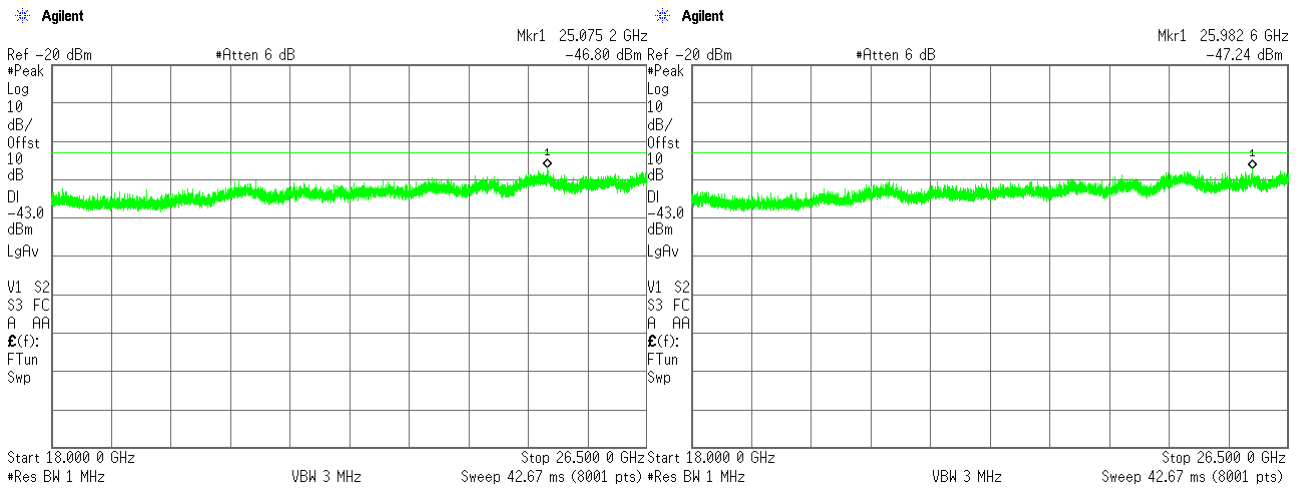
HERMON LABORATORIES

Test specification: Section 96.41(e)(3), Conducted spurious emissions			
Test procedure: Section 96.41(e)(3)			
Test mode: Compliance		Verdict: PASS	
Date(s): 23-Apr-20 - 01-Dec-20			
Temperature: 24.1 °C	Relative Humidity: 49 %	Air Pressure: 1011 hPa	Power: 48 VDC
Remarks:			

Plot 7.6.19 Spurious emission measurements in 18 – 26.5 GHz range at low carrier frequency

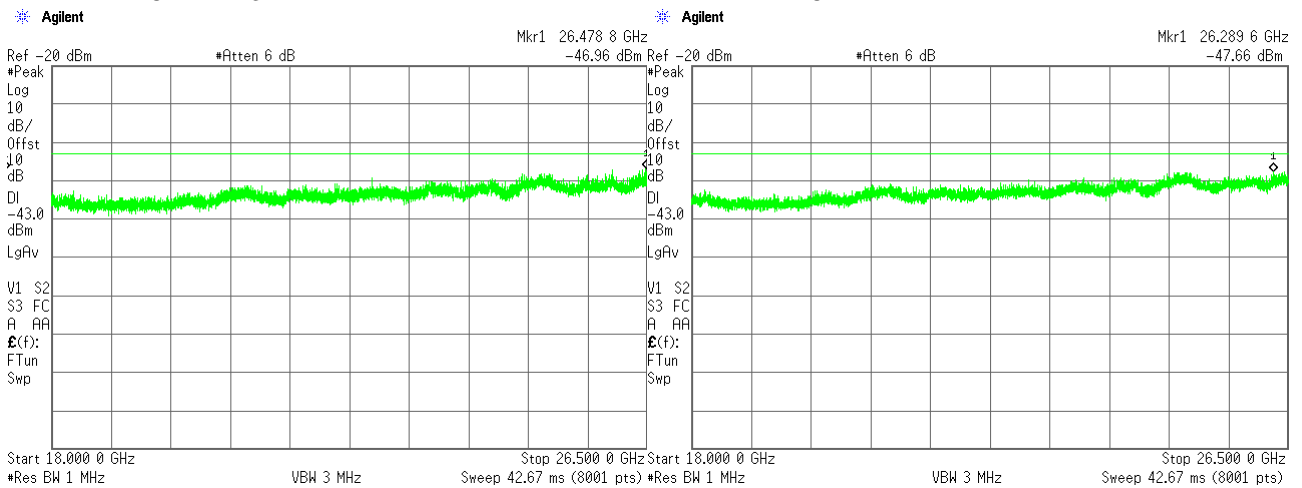
MODULATION:
CHANNEL SPACING:
ANTENNA CHAIN: #1

256QAM
10 MHz
ANTENNA CHAIN: #2



ANTENNA CHAIN: #3

ANTENNA CHAIN: #4





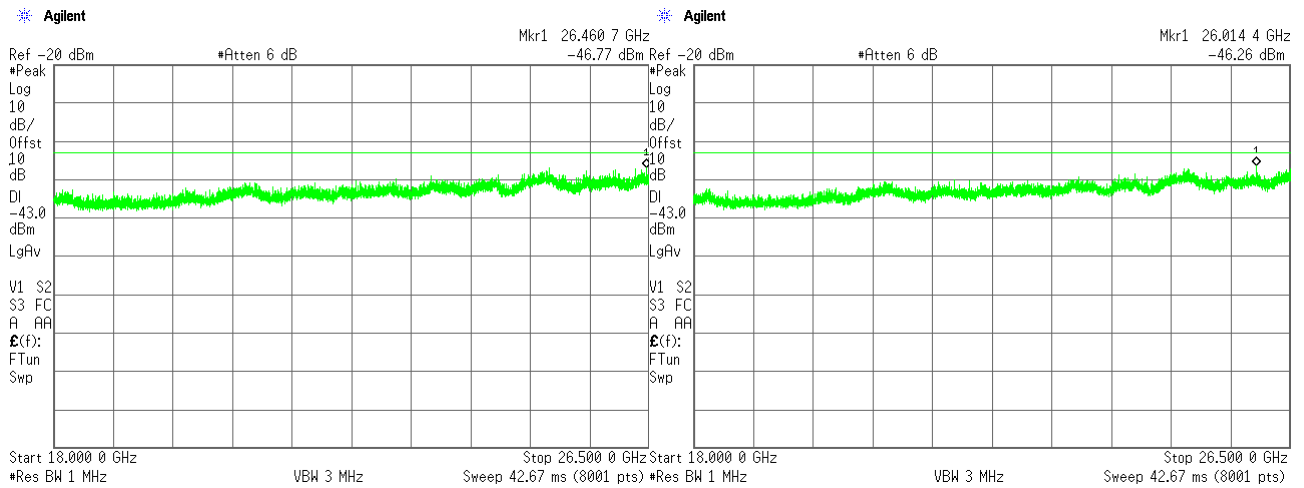
HERMON LABORATORIES

Test specification: Section 96.41(e)(3), Conducted spurious emissions			
Test procedure: Section 96.41(e)(3)			
Test mode: Compliance		Verdict: PASS	
Date(s): 23-Apr-20 - 01-Dec-20			
Temperature: 24.1 °C	Relative Humidity: 49 %	Air Pressure: 1011 hPa	Power: 48 VDC
Remarks:			

Plot 7.6.20 Spurious emission measurements in 18 – 26.5 GHz range at mid carrier frequency

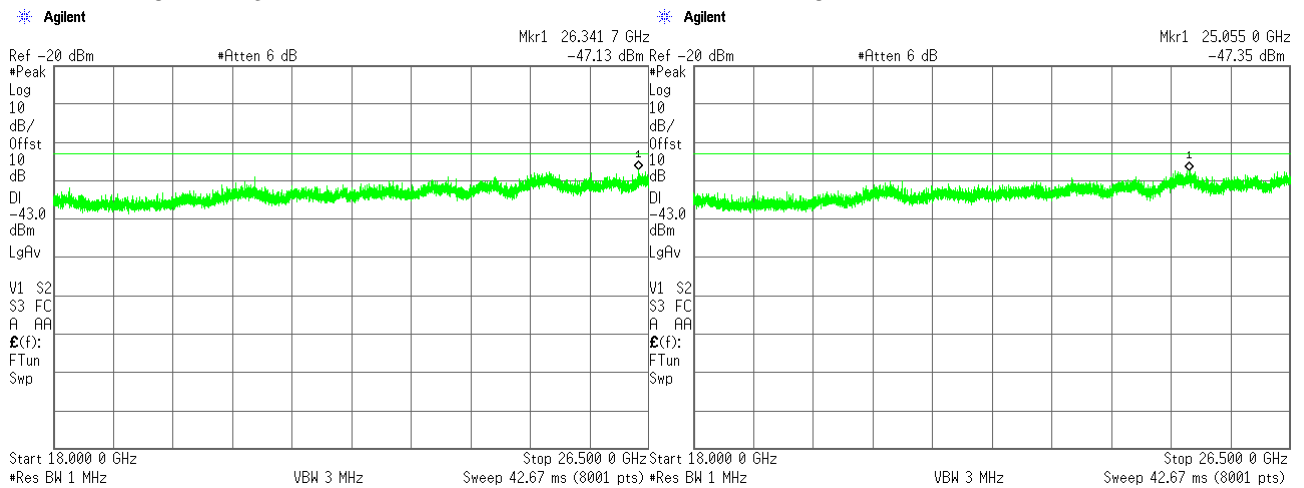
MODULATION:
CHANNEL SPACING:
ANTENNA CHAIN: #1

256QAM
10 MHz
ANTENNA CHAIN: #2



ANTENNA CHAIN: #3

ANTENNA CHAIN: #4





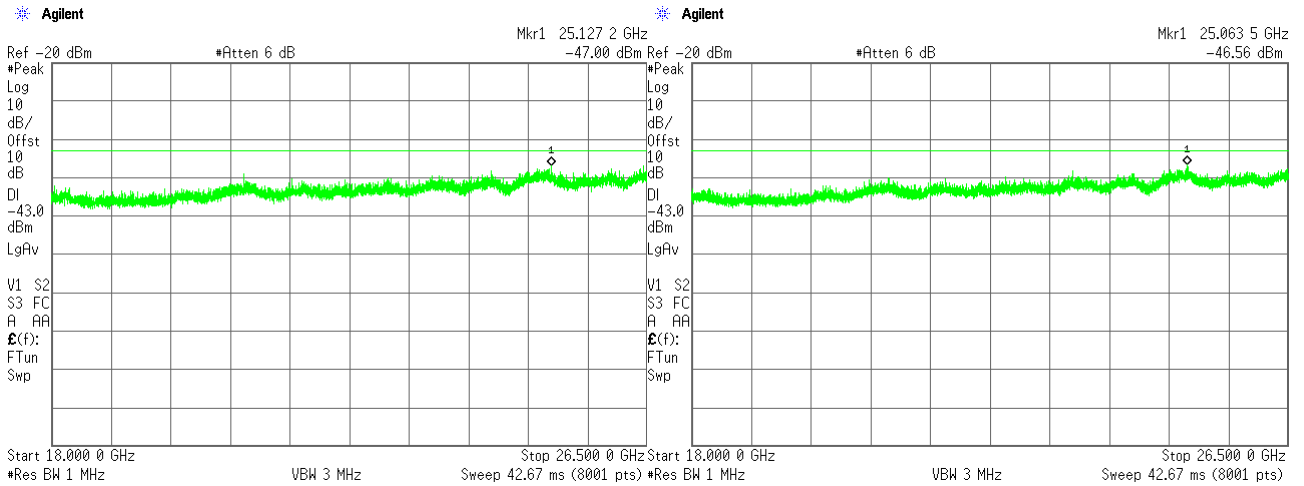
HERMON LABORATORIES

Test specification: Section 96.41(e)(3), Conducted spurious emissions			
Test procedure: Section 96.41(e)(3)			
Test mode: Compliance		Verdict: PASS	
Date(s): 23-Apr-20 - 01-Dec-20			
Temperature: 24.1 °C	Relative Humidity: 49 %	Air Pressure: 1011 hPa	Power: 48 VDC
Remarks:			

Plot 7.6.21 Spurious emission measurements in 18 – 26.5 GHz range at high carrier frequency

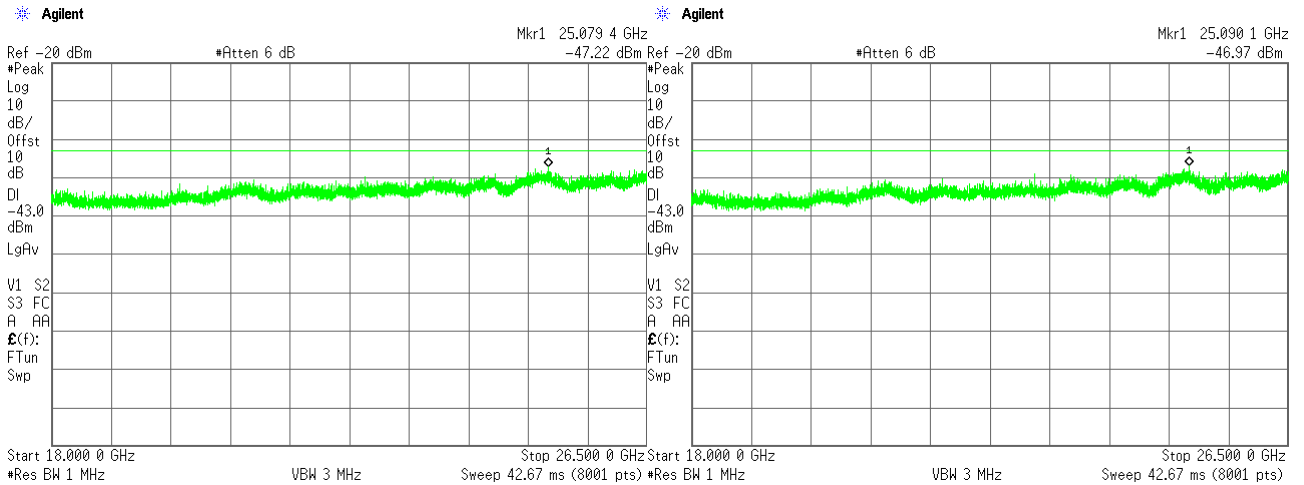
MODULATION:
CHANNEL SPACING:
ANTENNA CHAIN: #1

256QAM
10 MHz
ANTENNA CHAIN: #2



ANTENNA CHAIN: #3

ANTENNA CHAIN: #4





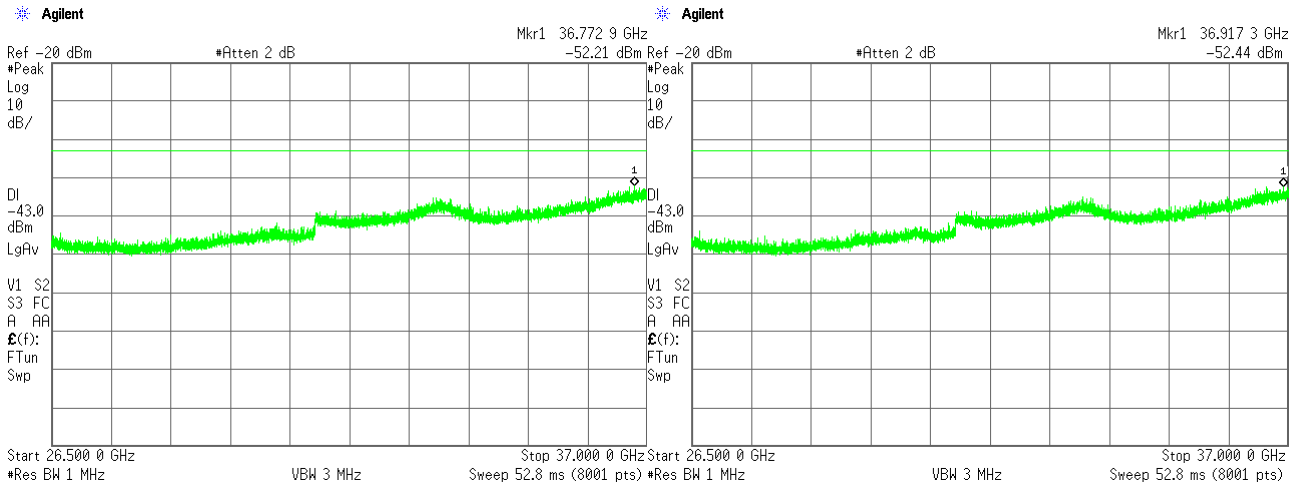
HERMON LABORATORIES

Test specification: Section 96.41(e)(3), Conducted spurious emissions			
Test procedure: Section 96.41(e)(3)			
Test mode: Compliance		Verdict: PASS	
Date(s): 23-Apr-20 - 01-Dec-20			
Temperature: 24.1 °C	Relative Humidity: 49 %	Air Pressure: 1011 hPa	Power: 48 VDC
Remarks:			

Plot 7.6.22 Spurious emission measurements in 26.5 - 37 GHz range at low carrier frequency

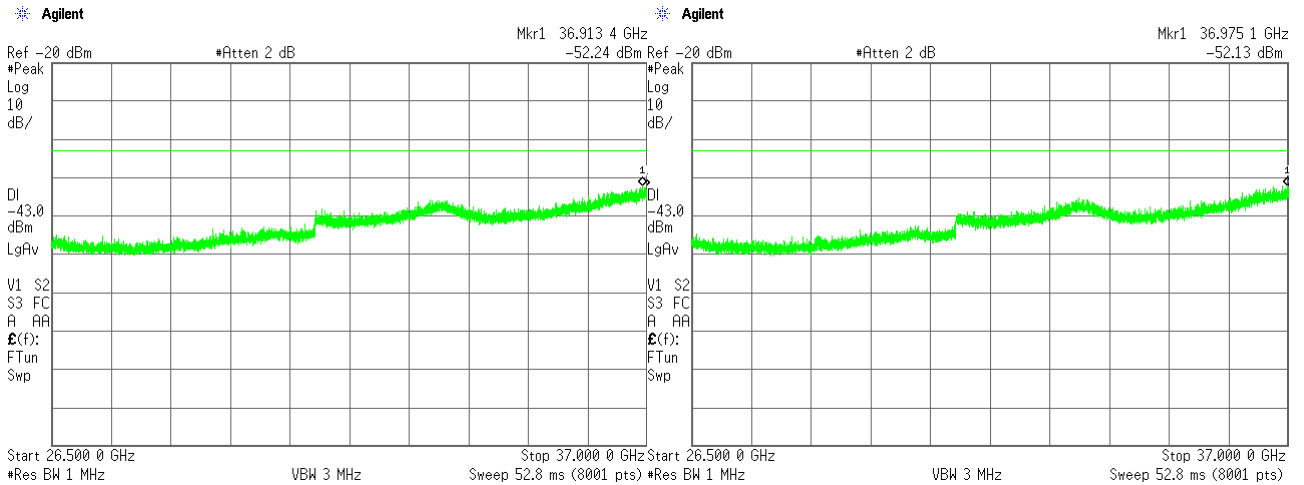
MODULATION:
CHANNEL SPACING:
ANTENNA CHAIN: #1

256QAM
10 MHz
ANTENNA CHAIN: #2



ANTENNA CHAIN: #3

ANTENNA CHAIN: #4





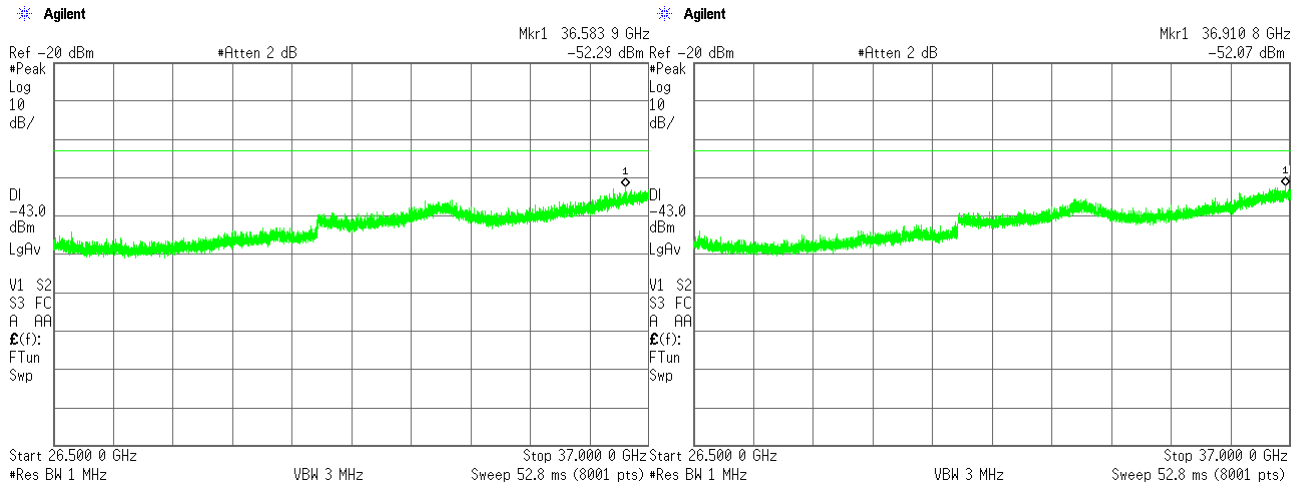
HERMON LABORATORIES

Test specification: Section 96.41(e)(3), Conducted spurious emissions			
Test procedure: Section 96.41(e)(3)			
Test mode: Compliance		Verdict: PASS	
Date(s): 23-Apr-20 - 01-Dec-20			
Temperature: 24.1 °C	Relative Humidity: 49 %	Air Pressure: 1011 hPa	Power: 48 VDC
Remarks:			

Plot 7.6.23 Spurious emission measurements in 26.5 - 37 GHz range at mid carrier frequency

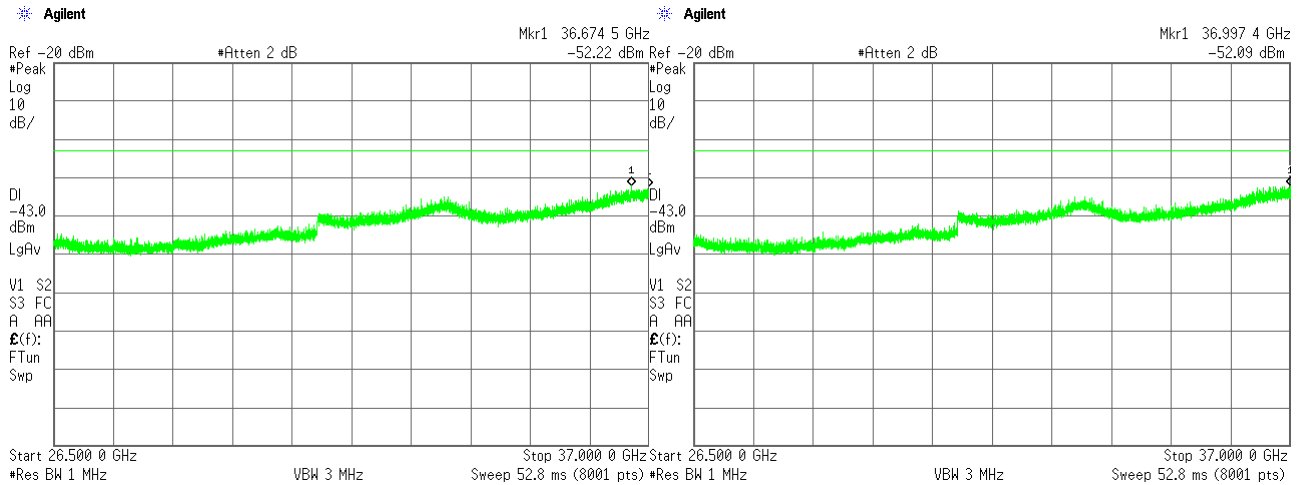
MODULATION:
CHANNEL SPACING:
ANTENNA CHAIN: #1

256QAM
10 MHz
ANTENNA CHAIN: #2



ANTENNA CHAIN: #3

ANTENNA CHAIN: #4





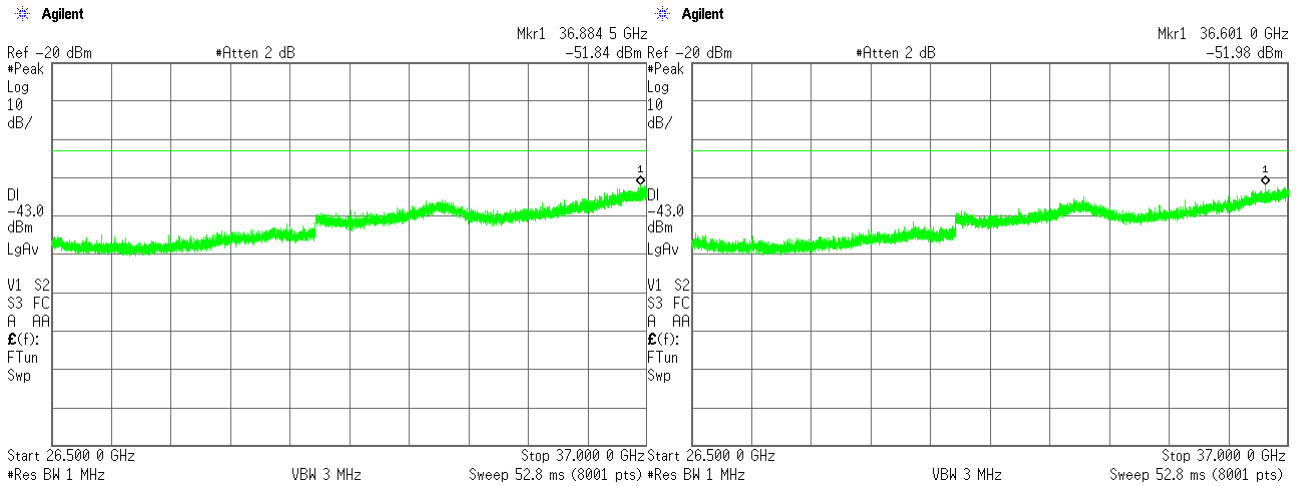
HERMON LABORATORIES

Test specification: Section 96.41(e)(3), Conducted spurious emissions			
Test procedure: Section 96.41(e)(3)			
Test mode: Compliance		Verdict: PASS	
Date(s): 23-Apr-20 - 01-Dec-20			
Temperature: 24.1 °C	Relative Humidity: 49 %	Air Pressure: 1011 hPa	Power: 48 VDC
Remarks:			

Plot 7.6.24 Spurious emission measurements in 26.5 - 37 GHz range at high carrier frequency

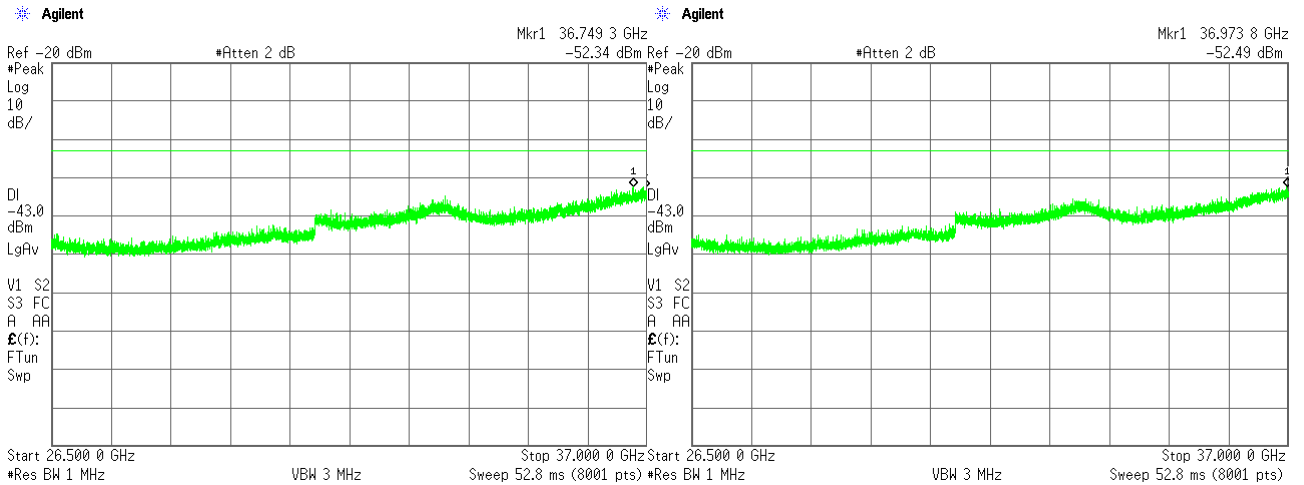
MODULATION:
CHANNEL SPACING:
ANTENNA CHAIN: #1

256QAM
10 MHz
ANTENNA CHAIN: #2



ANTENNA CHAIN: #3

ANTENNA CHAIN: #4





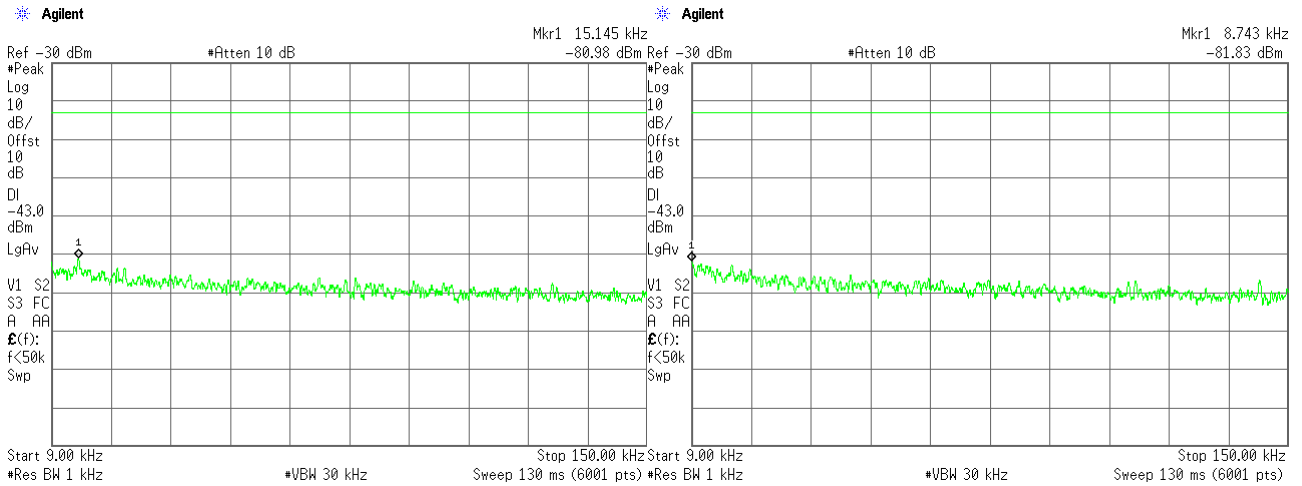
HERMON LABORATORIES

Test specification: Section 96.41(e)(3), Conducted spurious emissions			
Test procedure: Section 96.41(e)(3)			
Test mode: Compliance		Verdict: PASS	
Date(s): 23-Apr-20 - 01-Dec-20			
Temperature: 24.1 °C	Relative Humidity: 49 %	Air Pressure: 1011 hPa	Power: 48 VDC
Remarks:			

Plot 7.6.25 Spurious emission measurements in 9 kHz - 150 kHz range at low carrier frequency

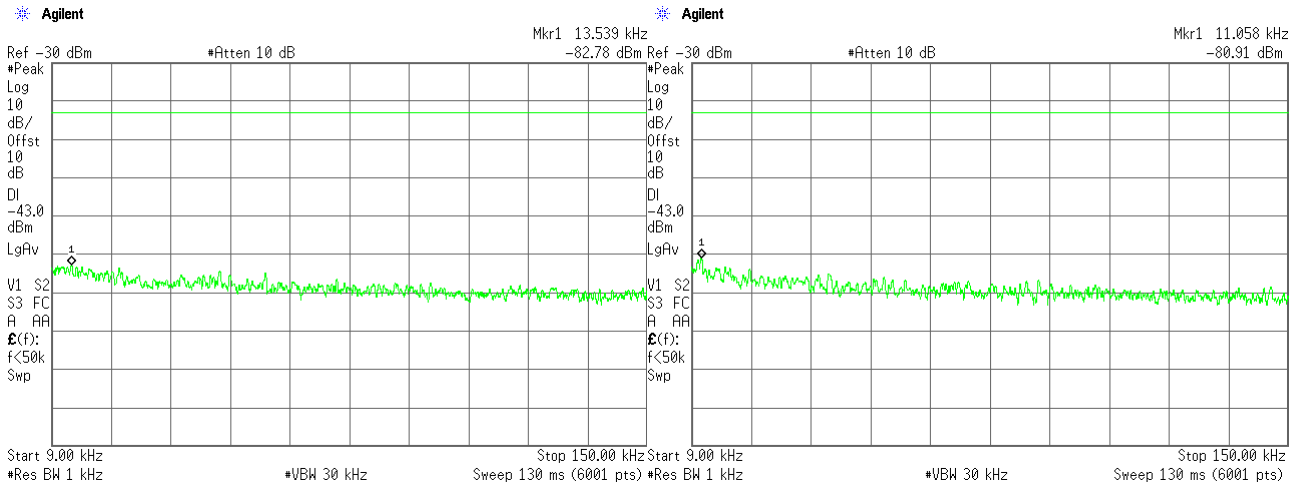
MODULATION:
CHANNEL SPACING:
ANTENNA CHAIN: #1

256QAM
20 MHz
ANTENNA CHAIN: #2



ANTENNA CHAIN: #3

ANTENNA CHAIN: #4





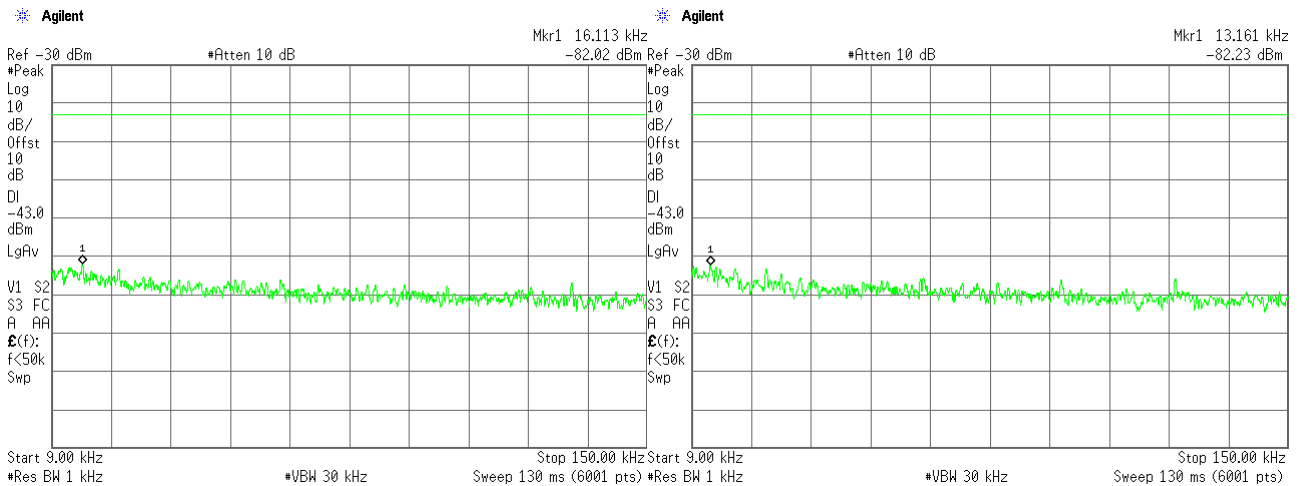
HERMON LABORATORIES

Test specification: Section 96.41(e)(3), Conducted spurious emissions			
Test procedure: Section 96.41(e)(3)			
Test mode: Compliance		Verdict: PASS	
Date(s): 23-Apr-20 - 01-Dec-20			
Temperature: 24.1 °C	Relative Humidity: 49 %	Air Pressure: 1011 hPa	Power: 48 VDC
Remarks:			

Plot 7.6.26 Spurious emission measurements in 9 kHz - 150 kHz range at mid carrier frequency

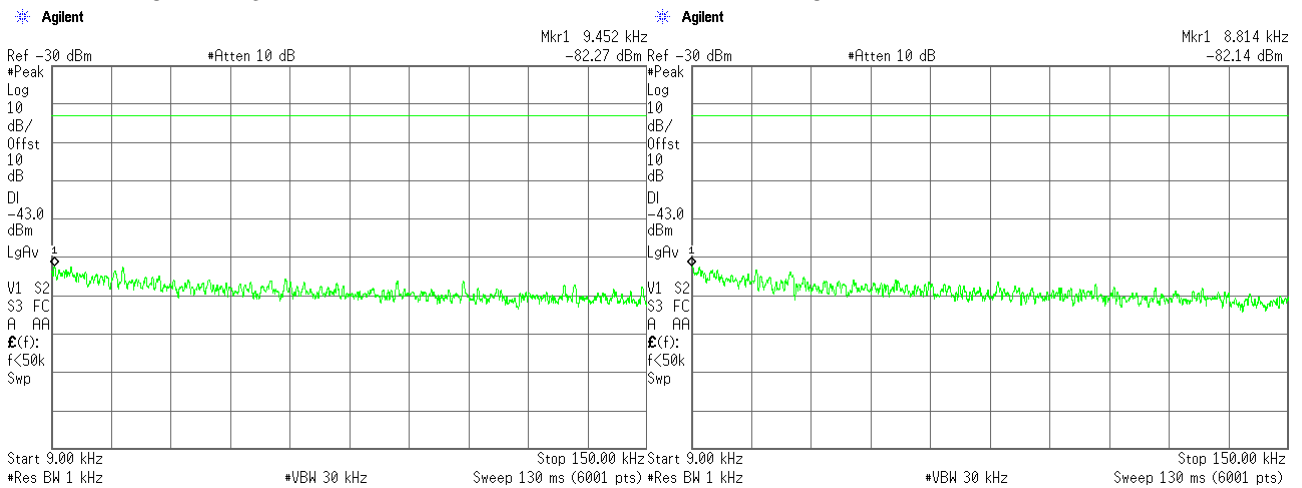
MODULATION:
CHANNEL SPACING:
ANTENNA CHAIN: #1

256QAM
20 MHz
ANTENNA CHAIN: #2



ANTENNA CHAIN: #3

ANTENNA CHAIN: #4





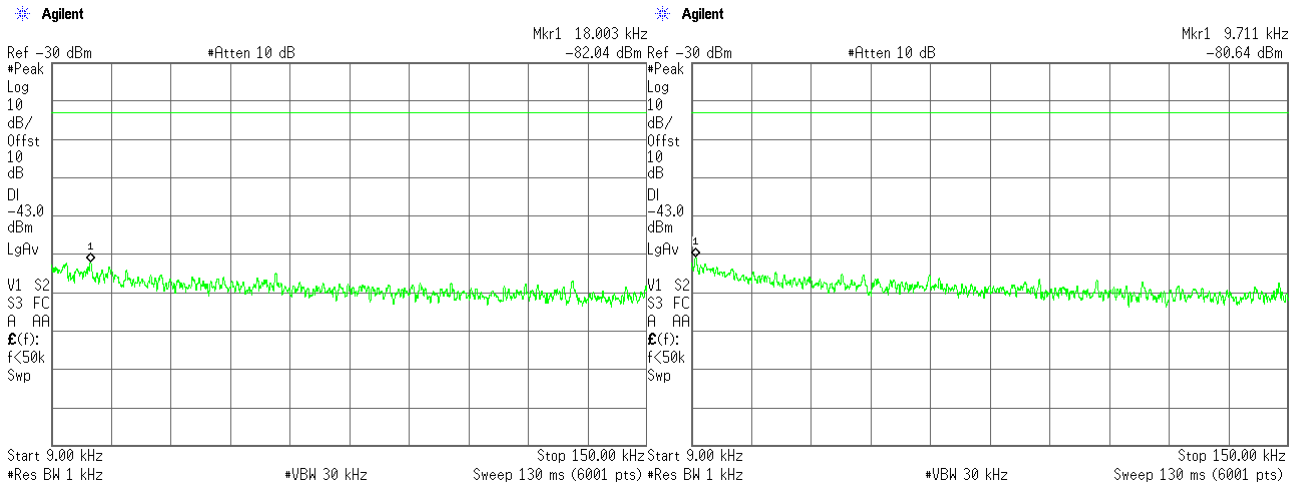
HERMON LABORATORIES

Test specification: Section 96.41(e)(3), Conducted spurious emissions			
Test procedure: Section 96.41(e)(3)			
Test mode: Compliance		Verdict: PASS	
Date(s): 23-Apr-20 - 01-Dec-20			
Temperature: 24.1 °C	Relative Humidity: 49 %	Air Pressure: 1011 hPa	Power: 48 VDC
Remarks:			

Plot 7.6.27 Spurious emission measurements in 9 kHz - 150 kHz range at high carrier frequency

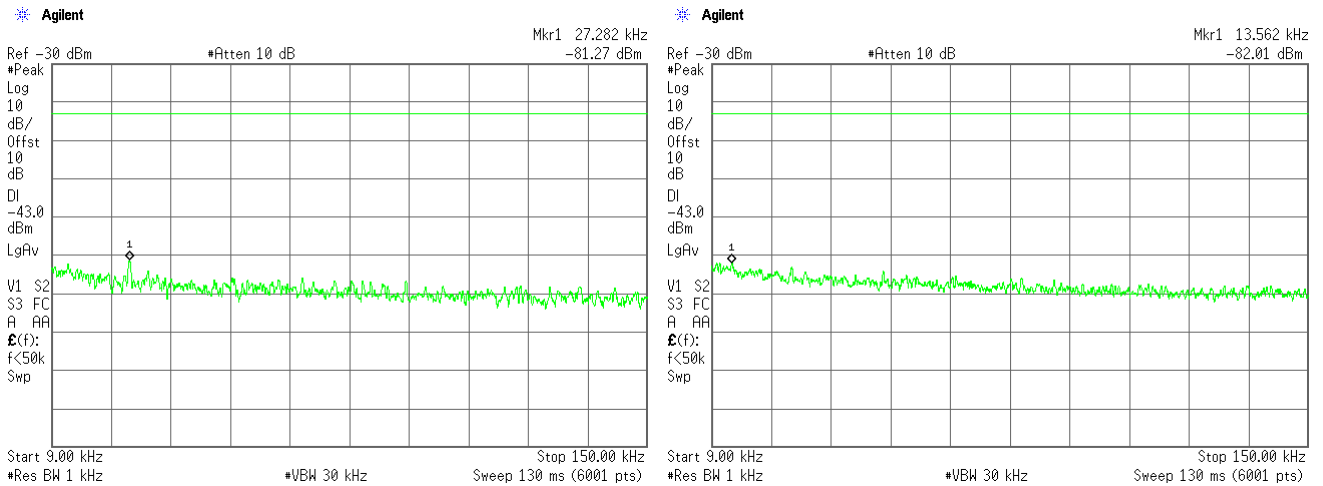
MODULATION:
CHANNEL SPACING:
ANTENNA CHAIN: #1

256QAM
20 MHz
ANTENNA CHAIN: #2



ANTENNA CHAIN: #3

ANTENNA CHAIN: #4





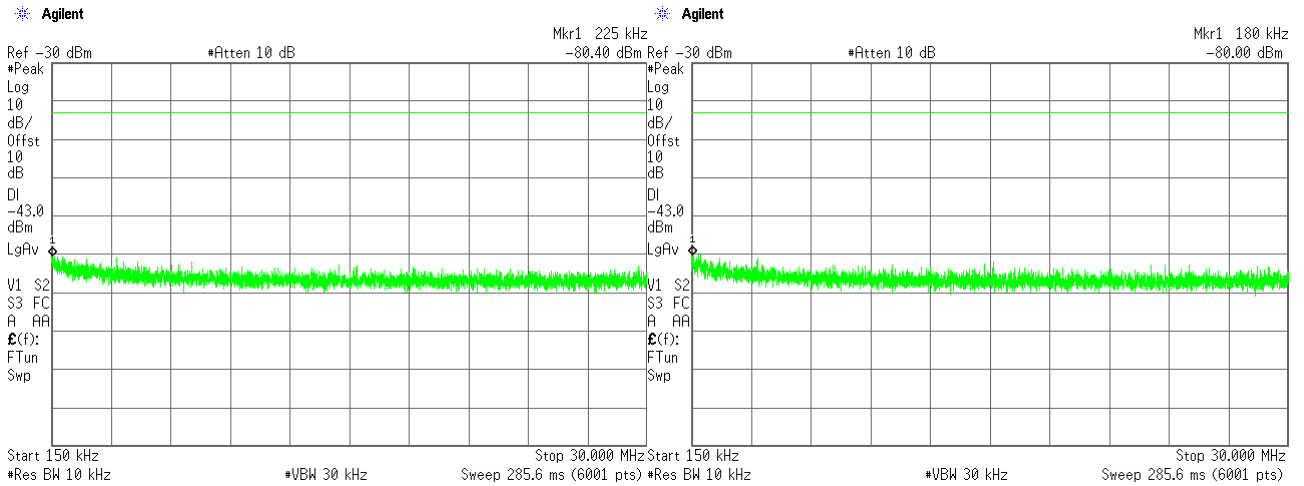
HERMON LABORATORIES

Test specification: Section 96.41(e)(3), Conducted spurious emissions			
Test procedure: Section 96.41(e)(3)			
Test mode: Compliance		Verdict: PASS	
Date(s): 23-Apr-20 - 01-Dec-20			
Temperature: 24.1 °C	Relative Humidity: 49 %	Air Pressure: 1011 hPa	Power: 48 VDC
Remarks:			

Plot 7.6.28 Spurious emission measurements in 150 kHz – 30 MHz range at low carrier frequency

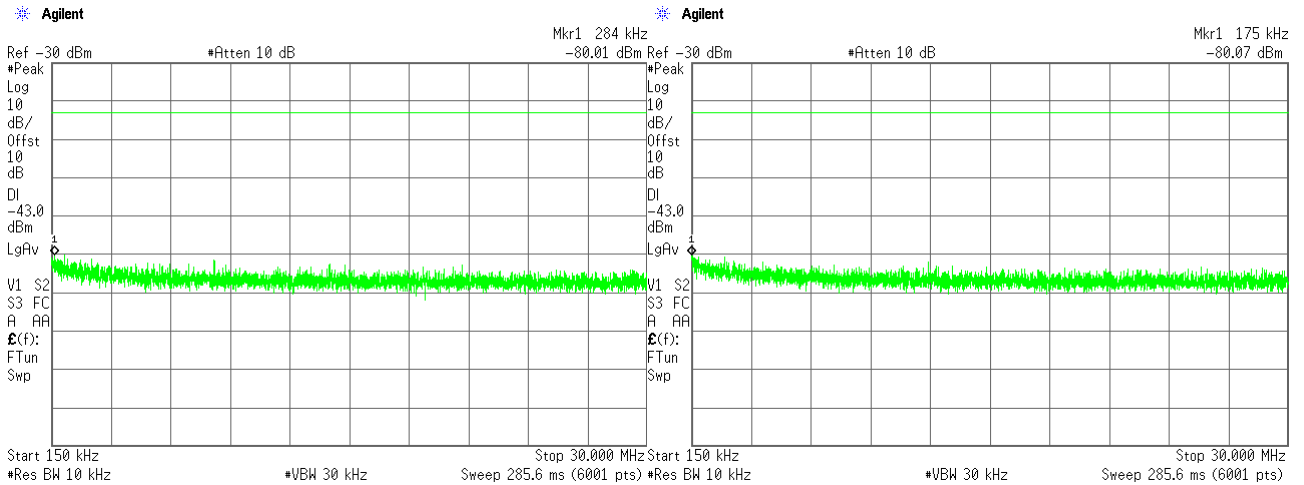
MODULATION:
CHANNEL SPACING:
ANTENNA CHAIN: #1

256QAM
20 MHz
ANTENNA CHAIN: #2



ANTENNA CHAIN: #3

ANTENNA CHAIN: #4



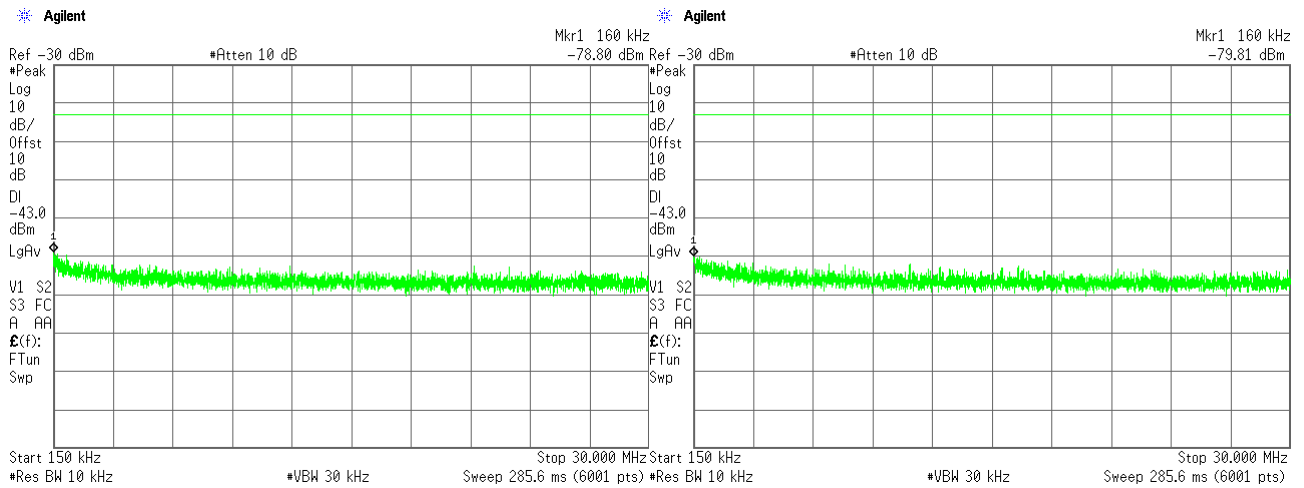


Test specification: Section 96.41(e)(3), Conducted spurious emissions			
Test procedure: Section 96.41(e)(3)			
Test mode: Compliance		Verdict: PASS	
Date(s): 23-Apr-20 - 01-Dec-20			
Temperature: 24.1 °C	Relative Humidity: 49 %	Air Pressure: 1011 hPa	Power: 48 VDC
Remarks:			

Plot 7.6.29 Spurious emission measurements in 150 kHz – 30 MHz range at mid carrier frequency

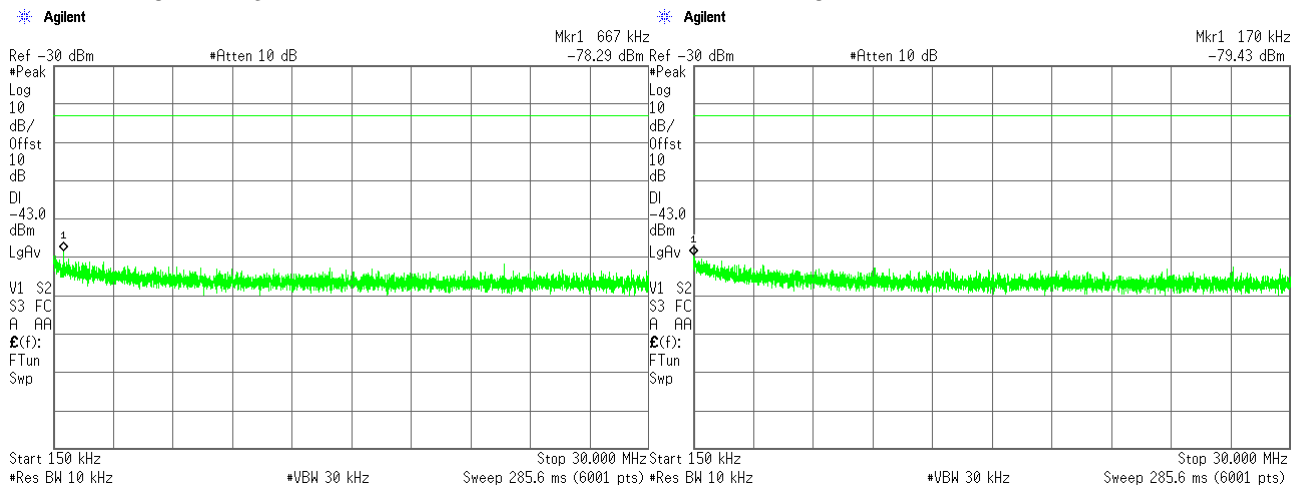
MODULATION:
CHANNEL SPACING:
ANTENNA CHAIN: #1

256QAM
20 MHz
ANTENNA CHAIN: #2



ANTENNA CHAIN: #3

ANTENNA CHAIN: #4





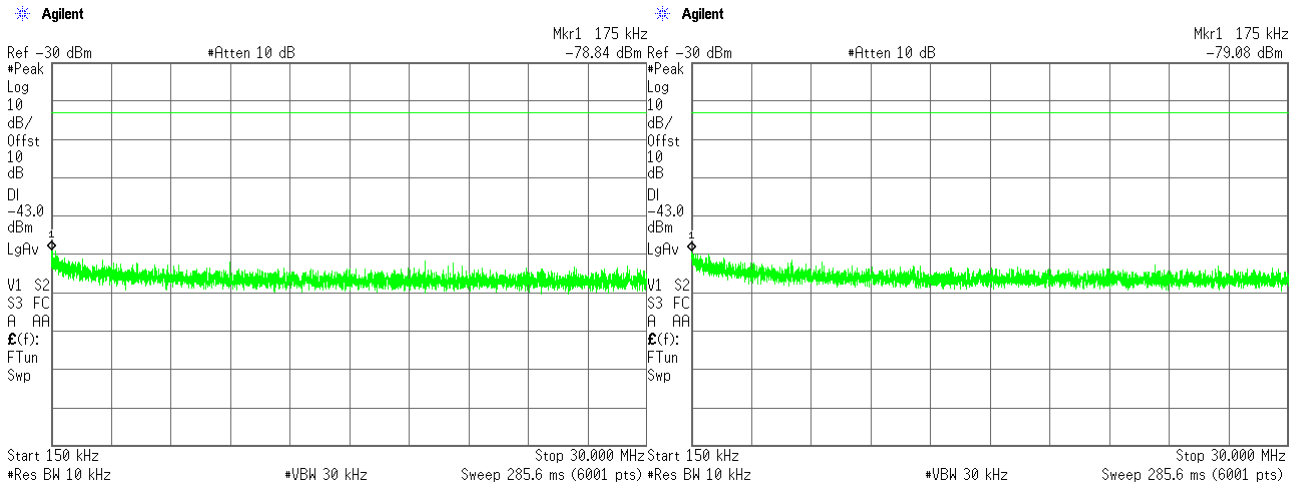
HERMON LABORATORIES

Test specification: Section 96.41(e)(3), Conducted spurious emissions			
Test procedure: Section 96.41(e)(3)			
Test mode: Compliance		Verdict: PASS	
Date(s): 23-Apr-20 - 01-Dec-20			
Temperature: 24.1 °C	Relative Humidity: 49 %	Air Pressure: 1011 hPa	Power: 48 VDC
Remarks:			

Plot 7.6.30 Spurious emission measurements in 150 kHz – 30 MHz range at high carrier frequency

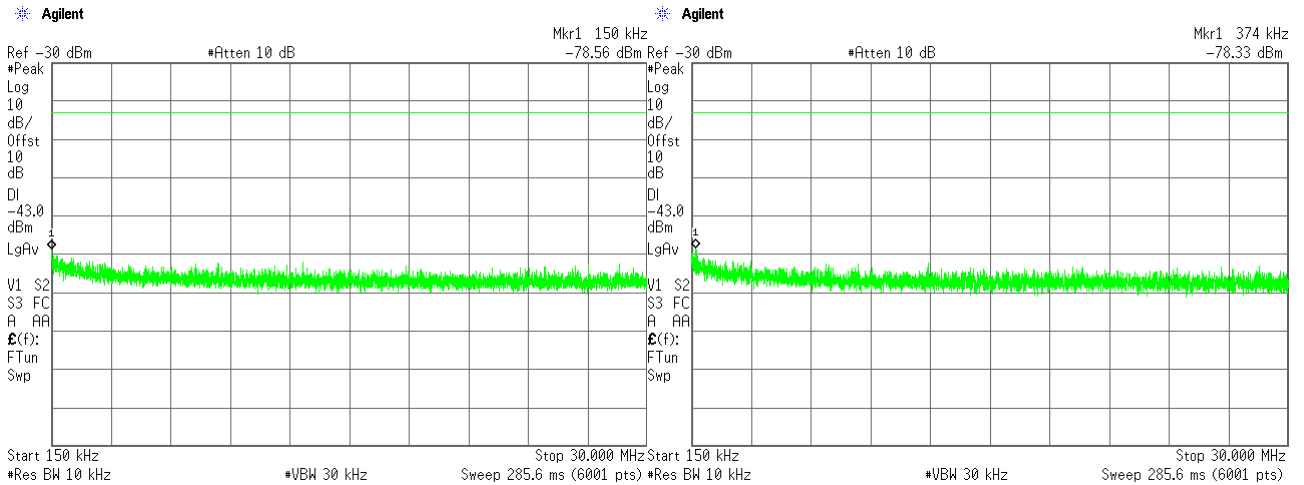
MODULATION:
CHANNEL SPACING:
ANTENNA CHAIN: #1

256QAM
20 MHz
ANTENNA CHAIN: #2



ANTENNA CHAIN: #3

ANTENNA CHAIN: #4





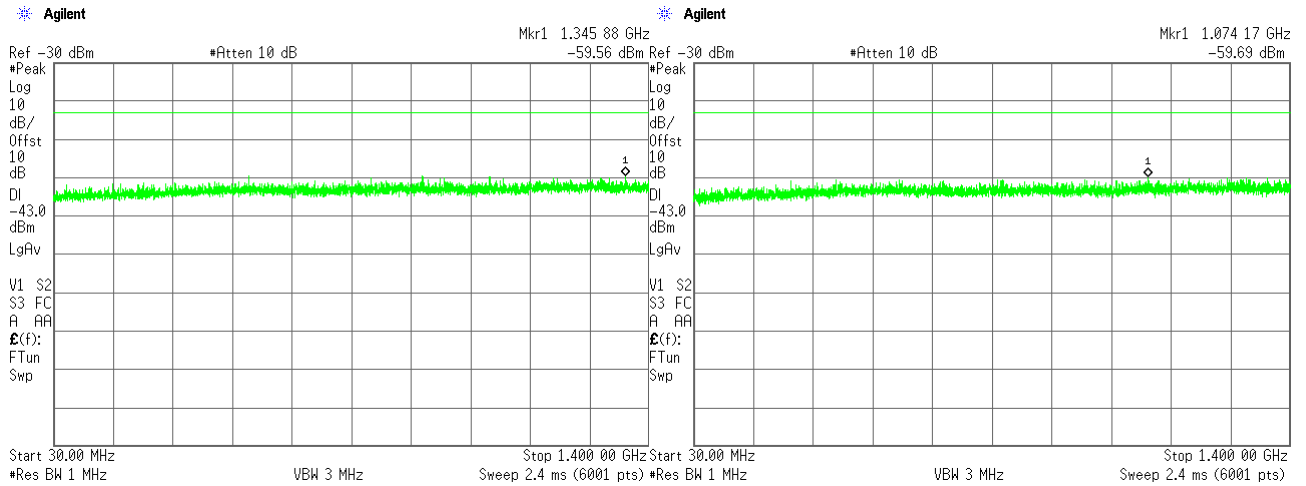
HERMON LABORATORIES

Test specification: Section 96.41(e)(3), Conducted spurious emissions			
Test procedure: Section 96.41(e)(3)			
Test mode: Compliance		Verdict: PASS	
Date(s): 23-Apr-20 - 01-Dec-20			
Temperature: 24.1 °C	Relative Humidity: 49 %	Air Pressure: 1011 hPa	Power: 48 VDC
Remarks:			

Plot 7.6.31 Spurious emission measurements in 30 - 1400 MHz range at low carrier frequency

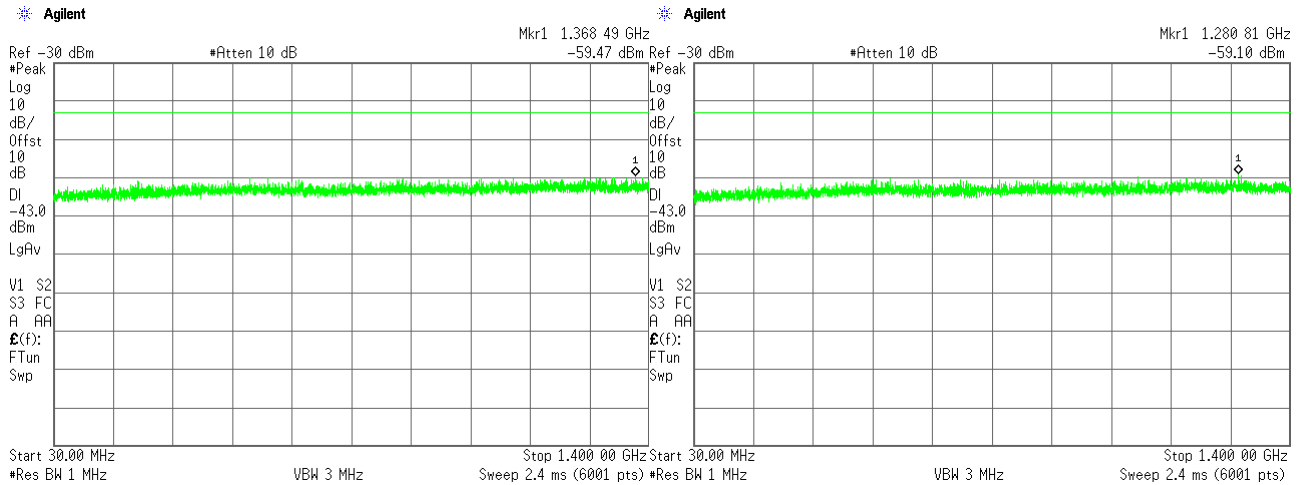
MODULATION:
CHANNEL SPACING:
ANTENNA CHAIN: #1

256QAM
20 MHz
ANTENNA CHAIN: #2



ANTENNA CHAIN: #3

ANTENNA CHAIN: #4





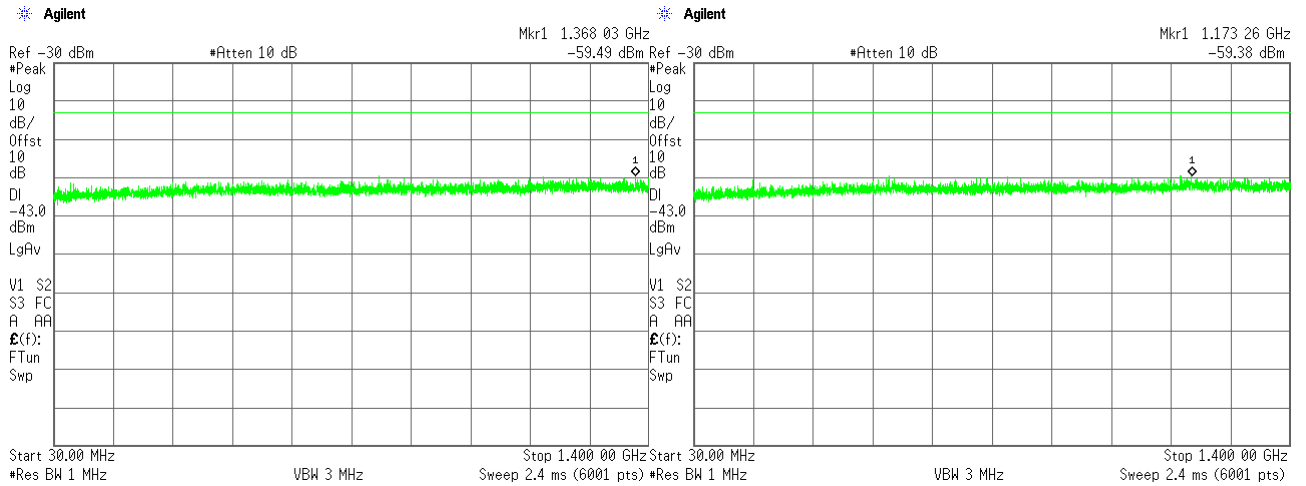
HERMON LABORATORIES

Test specification: Section 96.41(e)(3), Conducted spurious emissions			
Test procedure: Section 96.41(e)(3)			
Test mode: Compliance		Verdict: PASS	
Date(s): 23-Apr-20 - 01-Dec-20			
Temperature: 24.1 °C	Relative Humidity: 49 %	Air Pressure: 1011 hPa	Power: 48 VDC
Remarks:			

Plot 7.6.32 Spurious emission measurements in 30 - 1400 MHz range at mid carrier frequency

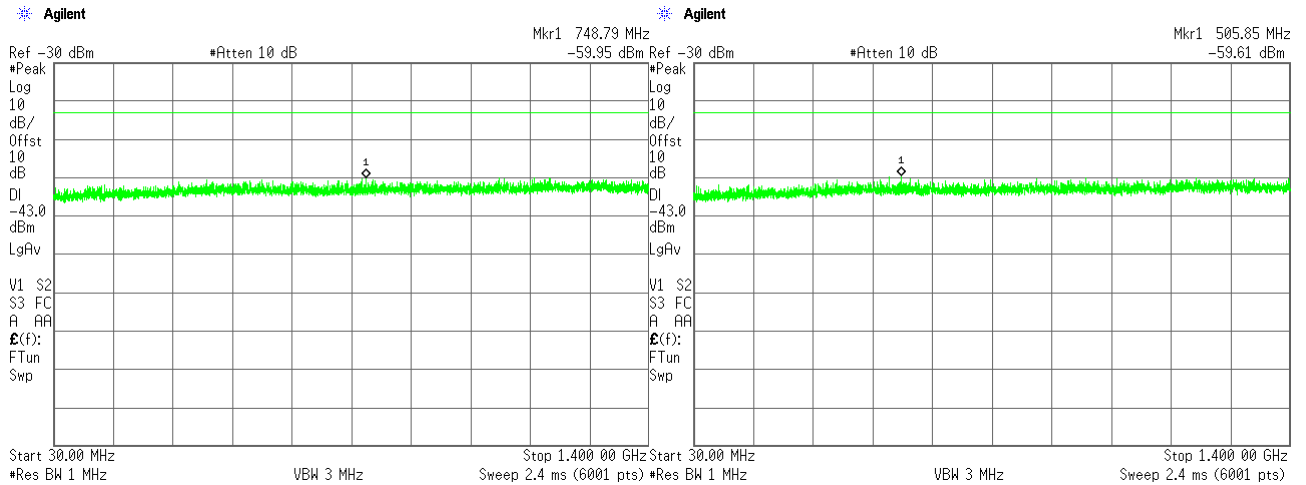
MODULATION:
CHANNEL SPACING:
ANTENNA CHAIN: #1

256QAM
20 MHz
ANTENNA CHAIN: #2



ANTENNA CHAIN: #3

ANTENNA CHAIN: #4





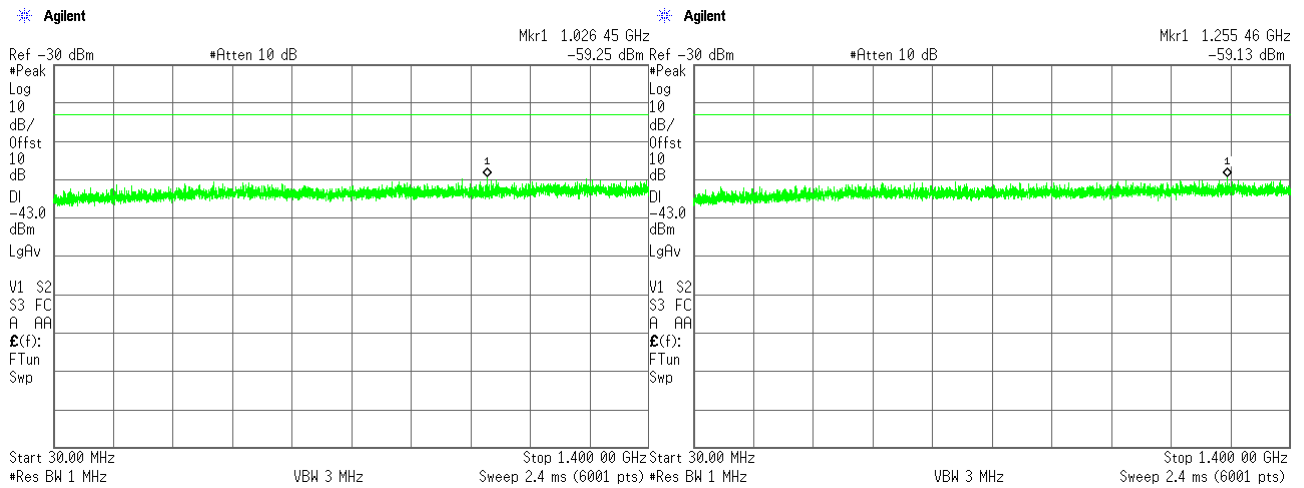
HERMON LABORATORIES

Test specification: Section 96.41(e)(3), Conducted spurious emissions			
Test procedure: Section 96.41(e)(3)			
Test mode: Compliance		Verdict: PASS	
Date(s): 23-Apr-20 - 01-Dec-20			
Temperature: 24.1 °C	Relative Humidity: 49 %	Air Pressure: 1011 hPa	Power: 48 VDC
Remarks:			

Plot 7.6.33 Spurious emission measurements in 30 - 1400 MHz range at high carrier frequency

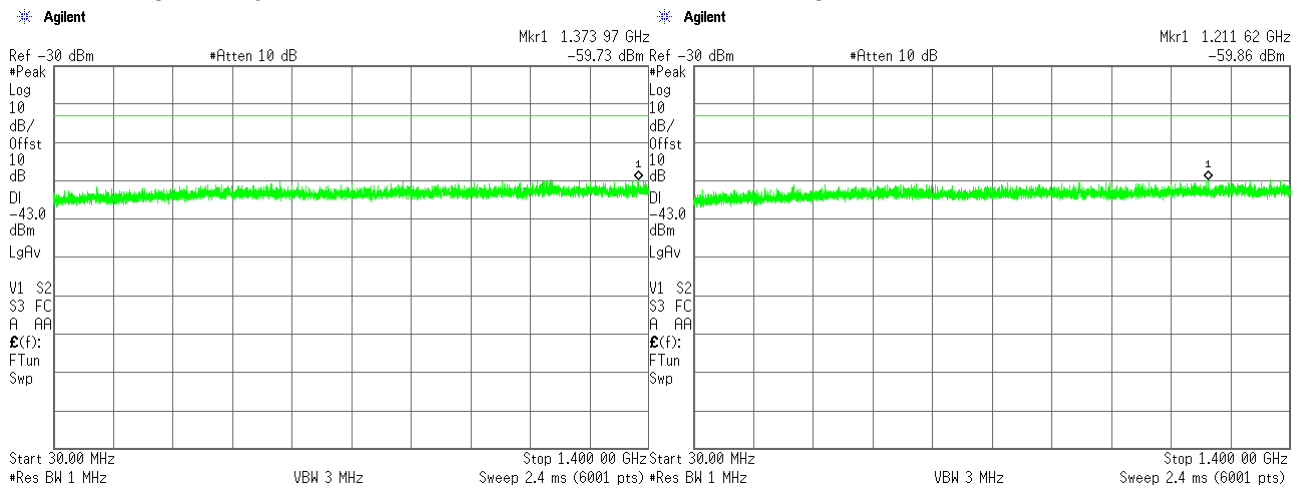
MODULATION:
CHANNEL SPACING:
ANTENNA CHAIN: #1

256QAM
20 MHz
ANTENNA CHAIN: #2



ANTENNA CHAIN: #3

ANTENNA CHAIN: #4





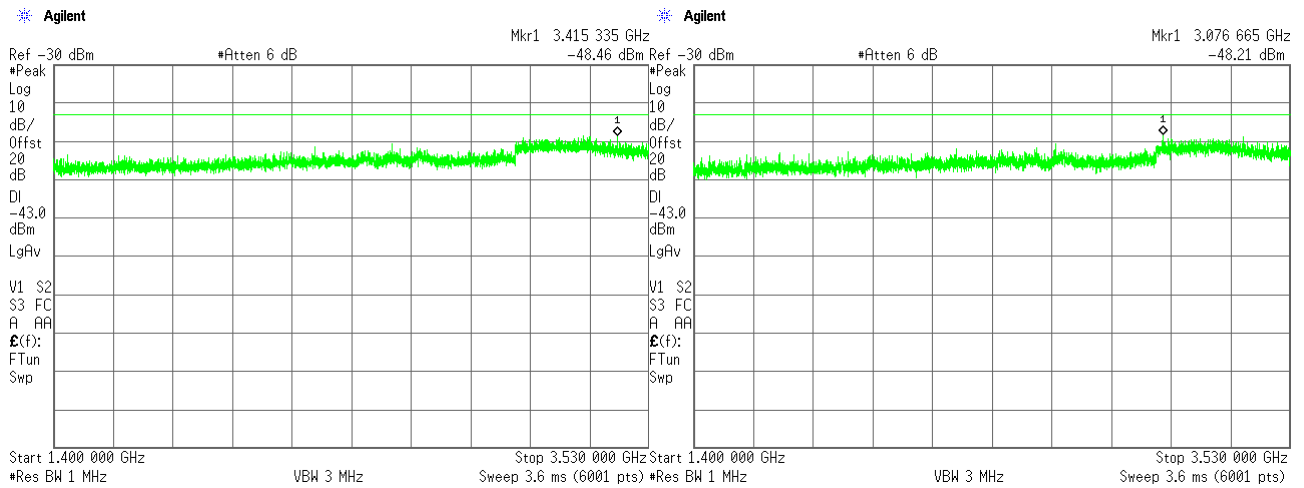
HERMON LABORATORIES

Test specification: Section 96.41(e)(3), Conducted spurious emissions			
Test procedure: Section 96.41(e)(3)			
Test mode: Compliance		Verdict: PASS	
Date(s): 23-Apr-20 - 01-Dec-20			
Temperature: 24.1 °C	Relative Humidity: 49 %	Air Pressure: 1011 hPa	Power: 48 VDC
Remarks:			

Plot 7.6.34 Spurious emission measurements in 1400 - 3530 MHz range at low carrier frequency

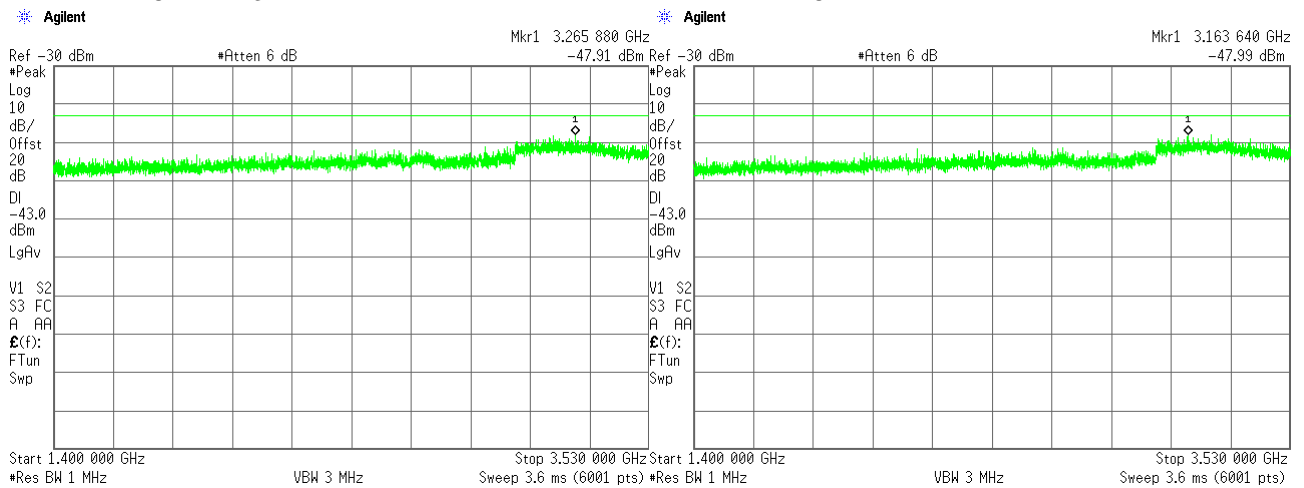
MODULATION:
CHANNEL SPACING:
ANTENNA CHAIN: #1

256QAM
20 MHz
ANTENNA CHAIN: #2



ANTENNA CHAIN: #3

ANTENNA CHAIN: #4





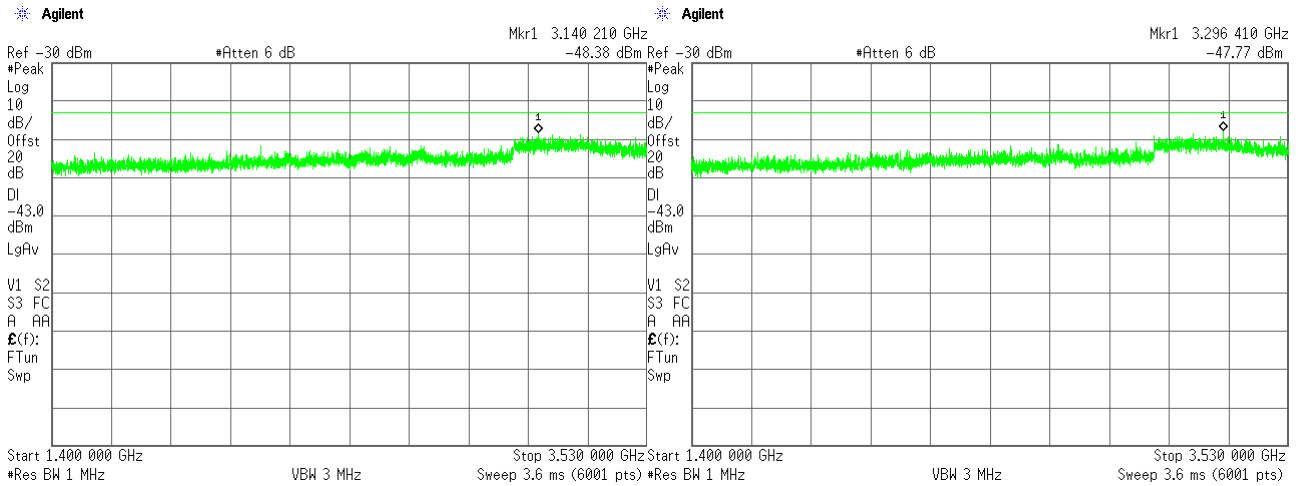
HERMON LABORATORIES

Test specification: Section 96.41(e)(3), Conducted spurious emissions			
Test procedure: Section 96.41(e)(3)			
Test mode: Compliance		Verdict: PASS	
Date(s): 23-Apr-20 - 01-Dec-20			
Temperature: 24.1 °C	Relative Humidity: 49 %	Air Pressure: 1011 hPa	Power: 48 VDC
Remarks:			

Plot 7.6.35 Spurious emission measurements in 1400 - 3530 MHz range at mid carrier frequency

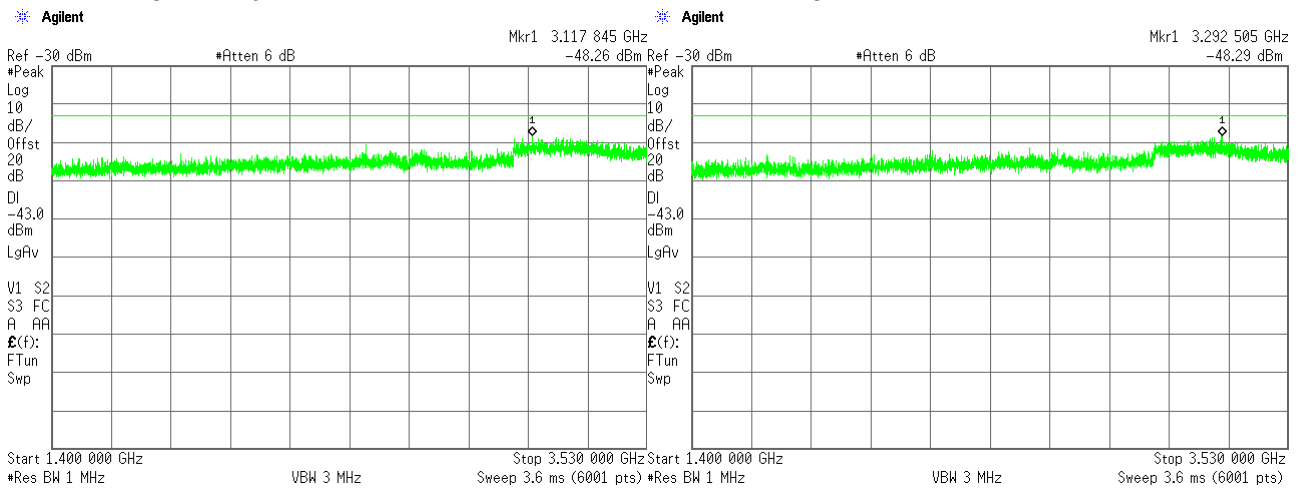
MODULATION:
CHANNEL SPACING:
ANTENNA CHAIN: #1

256QAM
20 MHz
ANTENNA CHAIN: #2



ANTENNA CHAIN: #3

ANTENNA CHAIN: #4





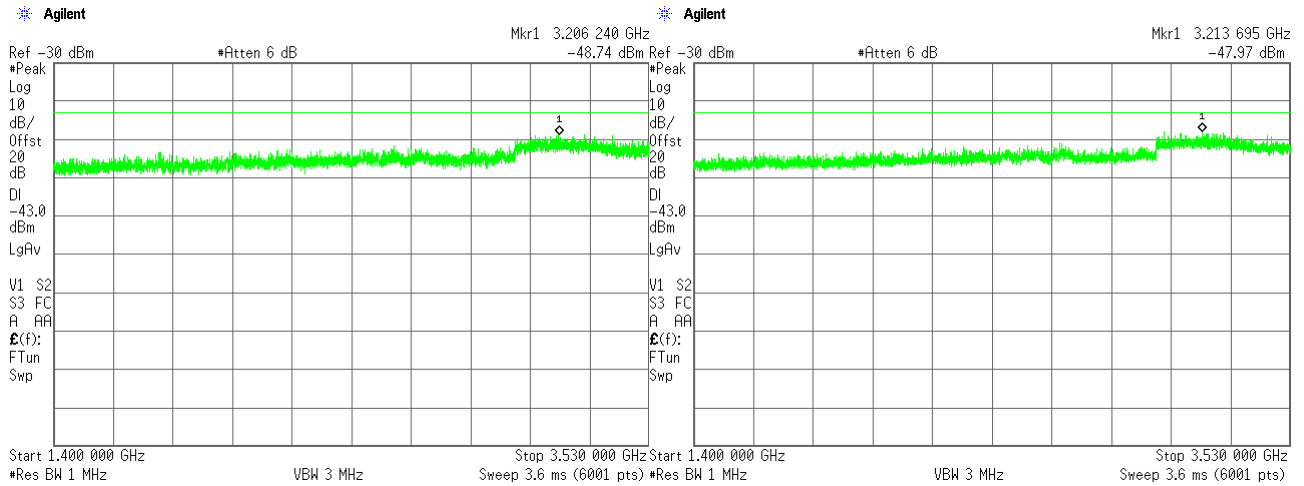
HERMON LABORATORIES

Test specification: Section 96.41(e)(3), Conducted spurious emissions			
Test procedure: Section 96.41(e)(3)			
Test mode: Compliance		Verdict: PASS	
Date(s): 23-Apr-20 - 01-Dec-20			
Temperature: 24.1 °C	Relative Humidity: 49 %	Air Pressure: 1011 hPa	Power: 48 VDC
Remarks:			

Plot 7.6.36 Spurious emission measurements in 1400 - 3530 MHz range at high carrier frequency

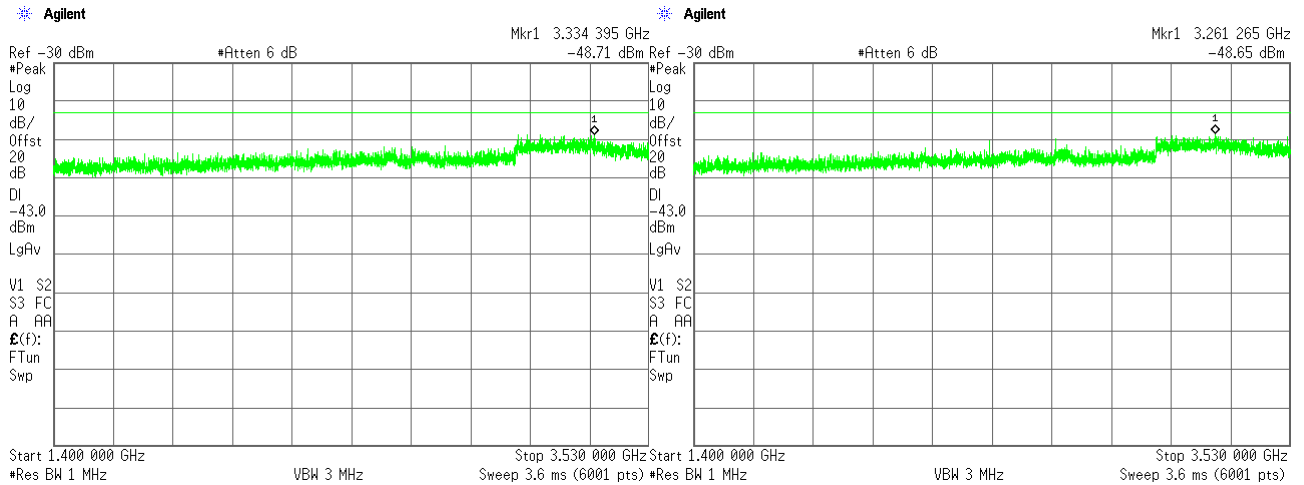
MODULATION:
CHANNEL SPACING:
ANTENNA CHAIN: #1

256QAM
20 MHz
ANTENNA CHAIN: #2



ANTENNA CHAIN: #3

ANTENNA CHAIN: #4





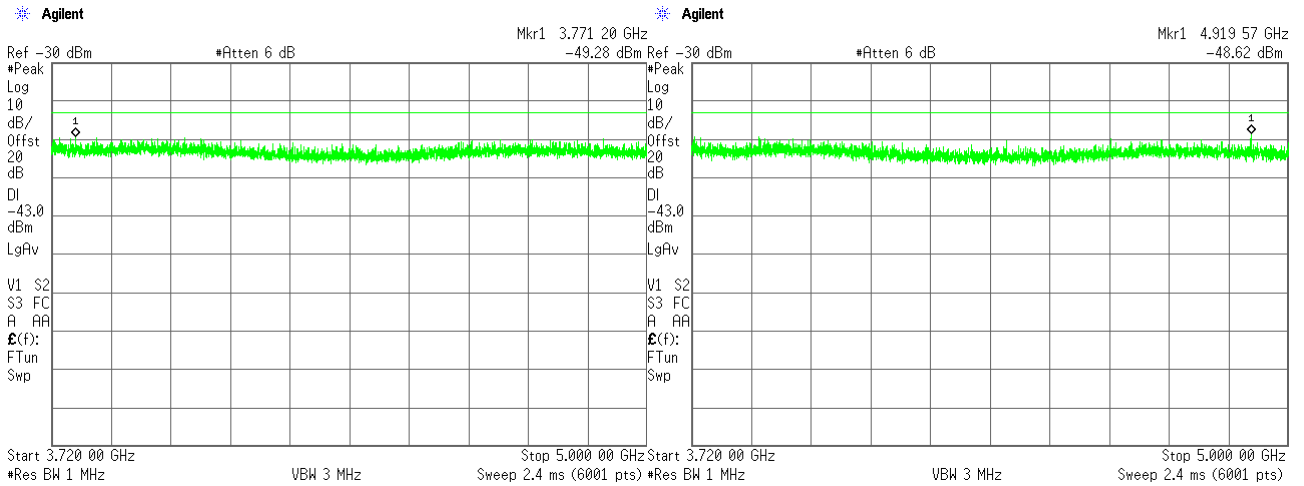
HERMON LABORATORIES

Test specification: Section 96.41(e)(3), Conducted spurious emissions			
Test procedure: Section 96.41(e)(3)			
Test mode: Compliance		Verdict: PASS	
Date(s): 23-Apr-20 - 01-Dec-20			
Temperature: 24.1 °C	Relative Humidity: 49 %	Air Pressure: 1011 hPa	Power: 48 VDC
Remarks:			

Plot 7.6.37 Spurious emission measurements in 3720 - 5000 GHz range at low carrier frequency

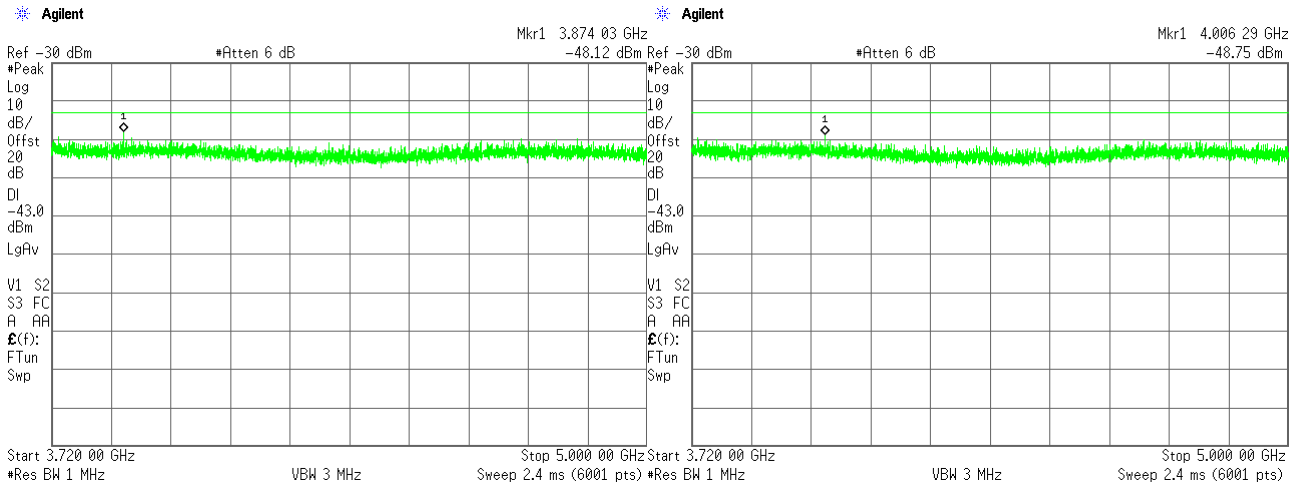
MODULATION:
CHANNEL SPACING:
ANTENNA CHAIN: #1

256QAM
20 MHz
ANTENNA CHAIN: #2



ANTENNA CHAIN: #3

ANTENNA CHAIN: #4





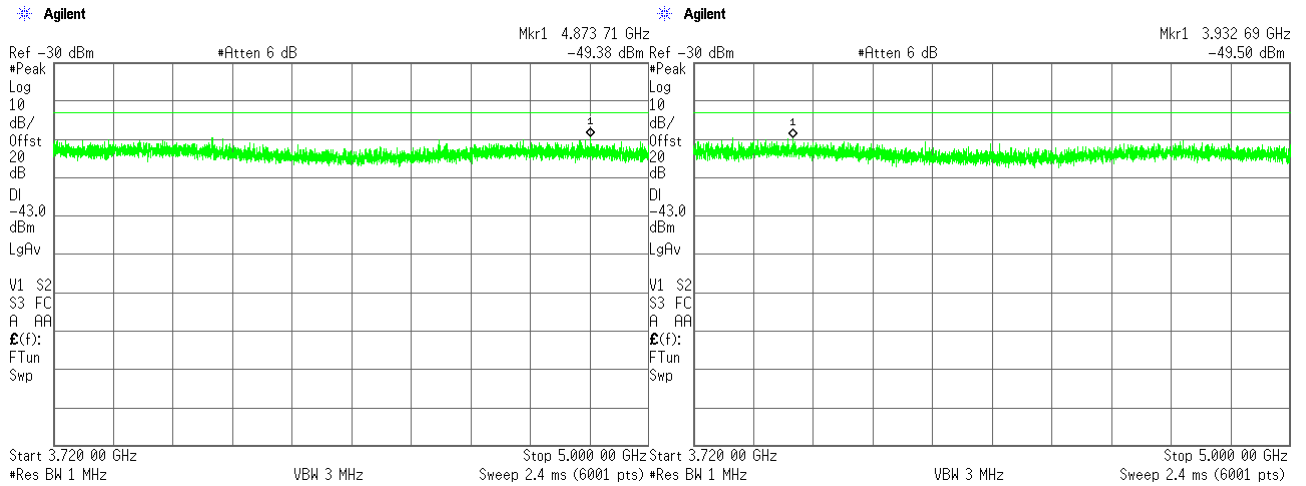
HERMON LABORATORIES

Test specification: Section 96.41(e)(3), Conducted spurious emissions			
Test procedure: Section 96.41(e)(3)			
Test mode: Compliance		Verdict: PASS	
Date(s): 23-Apr-20 - 01-Dec-20			
Temperature: 24.1 °C	Relative Humidity: 49 %	Air Pressure: 1011 hPa	Power: 48 VDC
Remarks:			

Plot 7.6.38 Spurious emission measurements in 3720 - 5000 range at mid carrier frequency

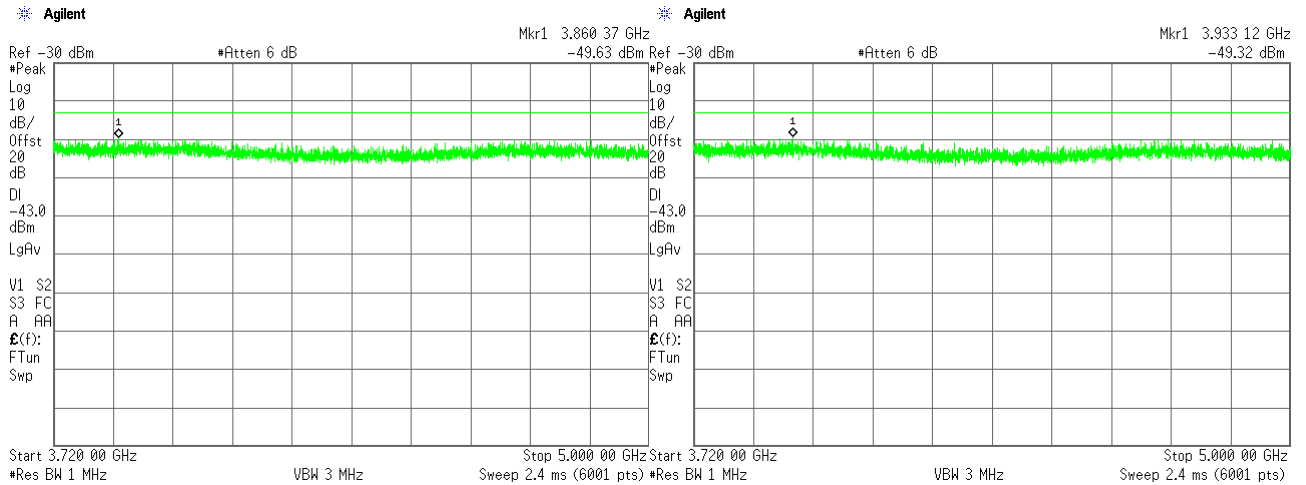
MODULATION:
CHANNEL SPACING:
ANTENNA CHAIN: #1

256QAM
20 MHz
ANTENNA CHAIN: #2



ANTENNA CHAIN: #3

ANTENNA CHAIN: #4





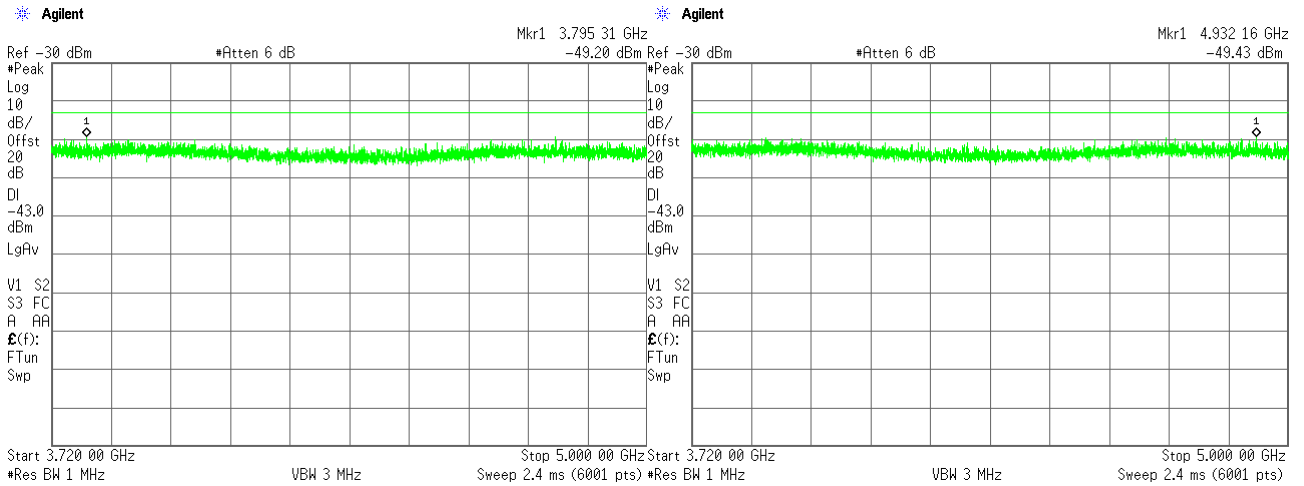
HERMON LABORATORIES

Test specification: Section 96.41(e)(3), Conducted spurious emissions			
Test procedure: Section 96.41(e)(3)			
Test mode: Compliance		Verdict: PASS	
Date(s): 23-Apr-20 - 01-Dec-20			
Temperature: 24.1 °C	Relative Humidity: 49 %	Air Pressure: 1011 hPa	Power: 48 VDC
Remarks:			

Plot 7.6.39 Spurious emission measurements in 3720 - 5000 range at high carrier frequency

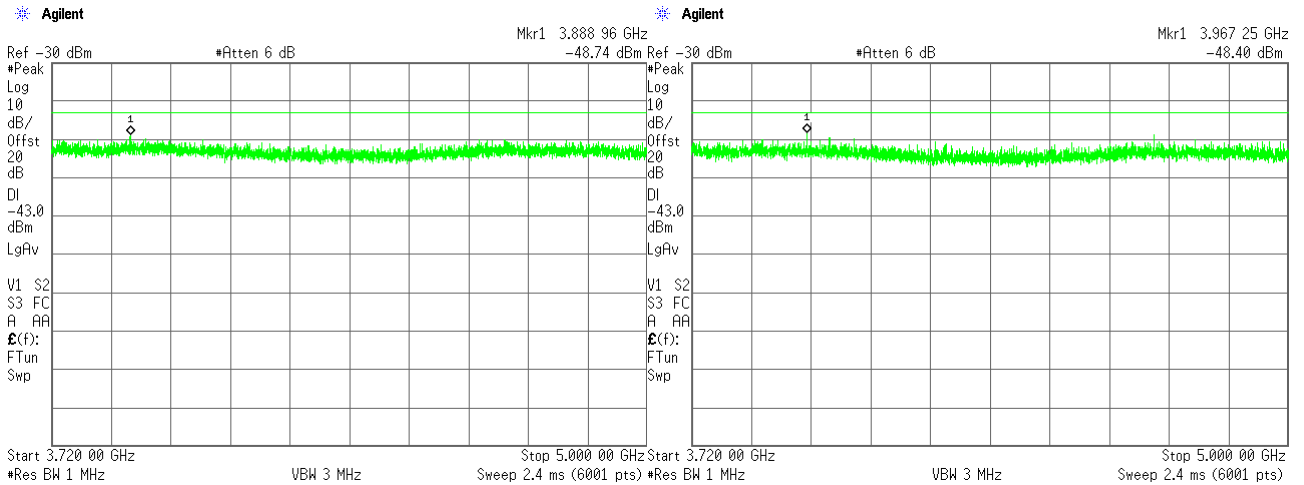
MODULATION:
CHANNEL SPACING:
ANTENNA CHAIN: #1

256QAM
20 MHz
ANTENNA CHAIN: #2



ANTENNA CHAIN: #3

ANTENNA CHAIN: #4





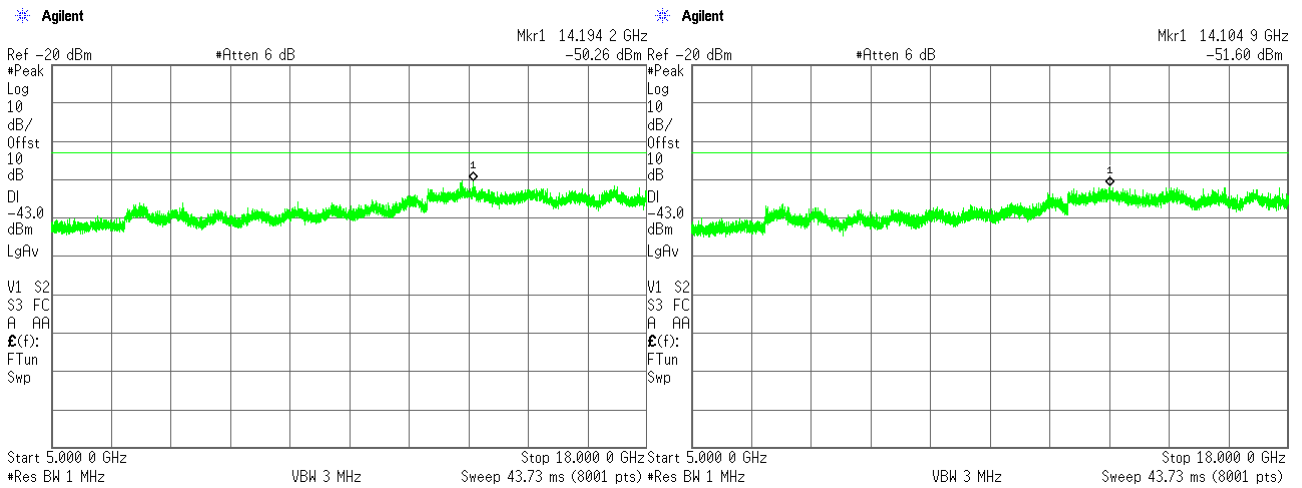
HERMON LABORATORIES

Test specification: Section 96.41(e)(3), Conducted spurious emissions			
Test procedure: Section 96.41(e)(3)			
Test mode: Compliance		Verdict: PASS	
Date(s): 23-Apr-20 - 01-Dec-20			
Temperature: 24.1 °C	Relative Humidity: 49 %	Air Pressure: 1011 hPa	Power: 48 VDC
Remarks:			

Plot 7.6.40 Spurious emission measurements in 5 - 18 GHz range at low carrier frequency

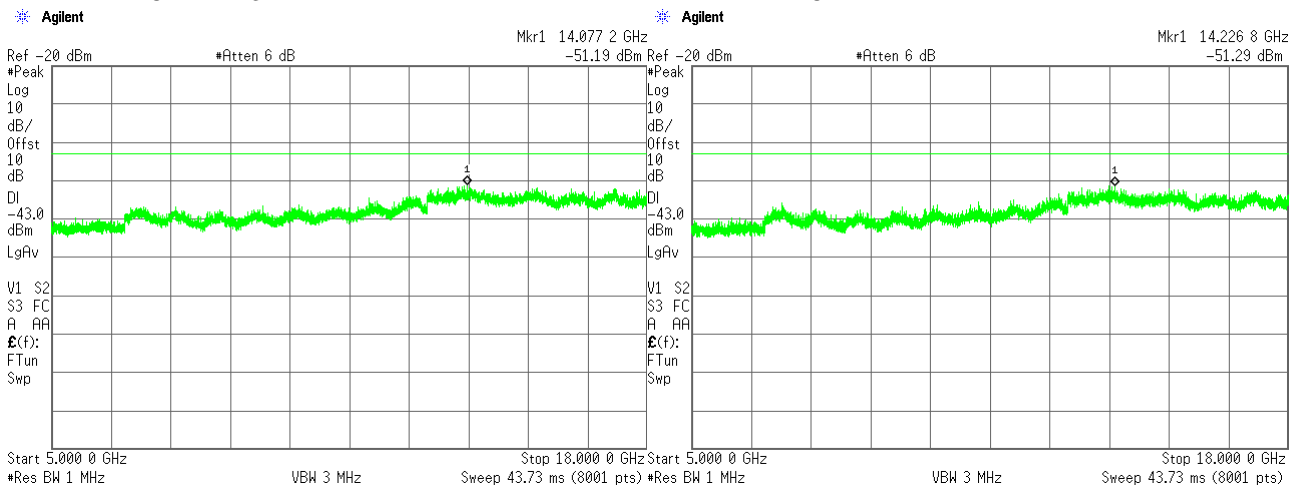
MODULATION:
CHANNEL SPACING:
ANTENNA CHAIN: #1

256QAM
20 MHz
ANTENNA CHAIN: #2



ANTENNA CHAIN: #3

ANTENNA CHAIN: #4





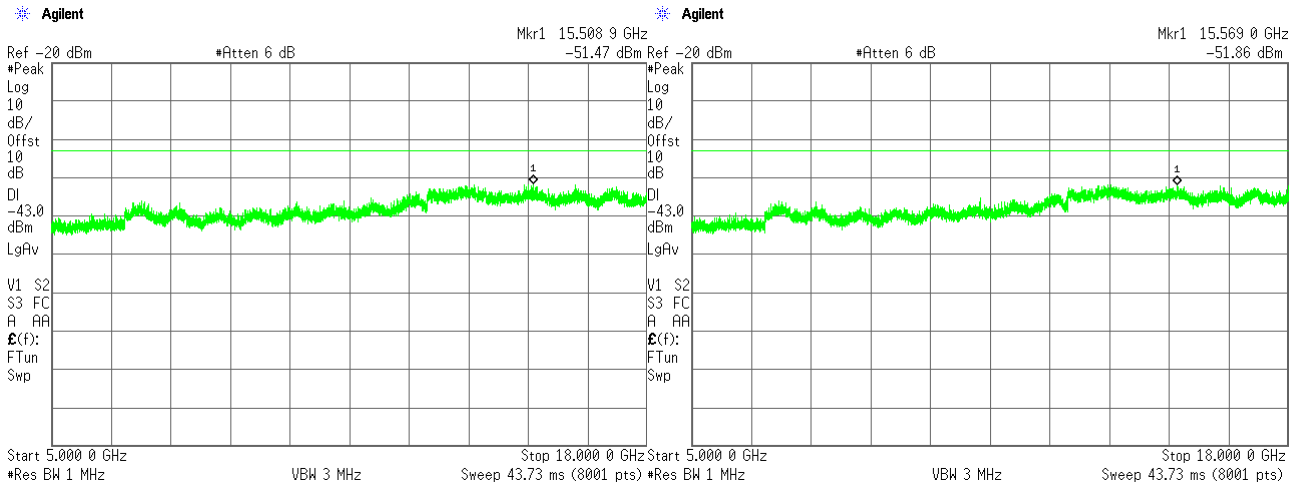
HERMON LABORATORIES

Test specification: Section 96.41(e)(3), Conducted spurious emissions			
Test procedure: Section 96.41(e)(3)			
Test mode: Compliance		Verdict: PASS	
Date(s): 23-Apr-20 - 01-Dec-20			
Temperature: 24.1 °C	Relative Humidity: 49 %	Air Pressure: 1011 hPa	Power: 48 VDC
Remarks:			

Plot 7.6.41 Spurious emission measurements in 5 - 18 GHz range at mid carrier frequency

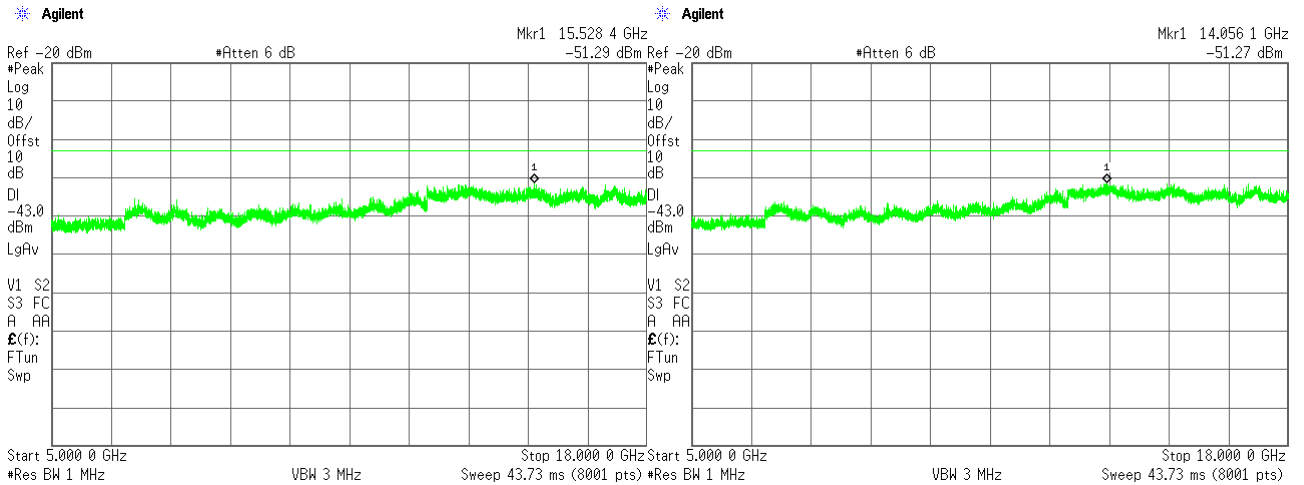
MODULATION:
CHANNEL SPACING:
ANTENNA CHAIN: #1

256QAM
20 MHz
ANTENNA CHAIN: #2



ANTENNA CHAIN: #3

ANTENNA CHAIN: #4





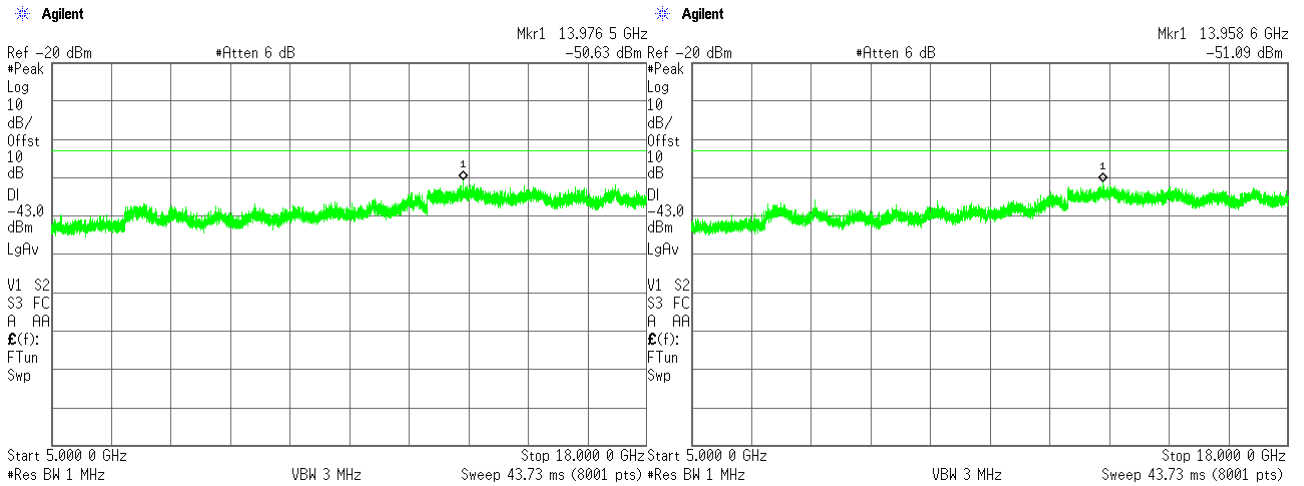
HERMON LABORATORIES

Test specification: Section 96.41(e)(3), Conducted spurious emissions			
Test procedure: Section 96.41(e)(3)			
Test mode: Compliance		Verdict: PASS	
Date(s): 23-Apr-20 - 01-Dec-20			
Temperature: 24.1 °C	Relative Humidity: 49 %	Air Pressure: 1011 hPa	Power: 48 VDC
Remarks:			

Plot 7.6.42 Spurious emission measurements in 5 - 18 GHz range at high carrier frequency

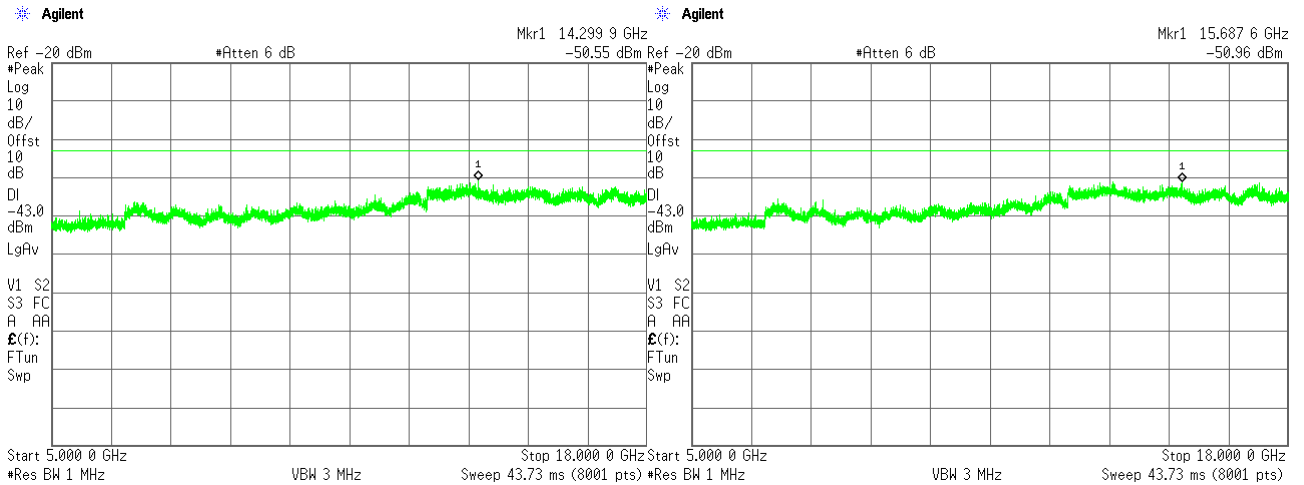
MODULATION:
CHANNEL SPACING:
ANTENNA CHAIN: #1

256QAM
20 MHz
ANTENNA CHAIN: #2



ANTENNA CHAIN: #3

ANTENNA CHAIN: #4





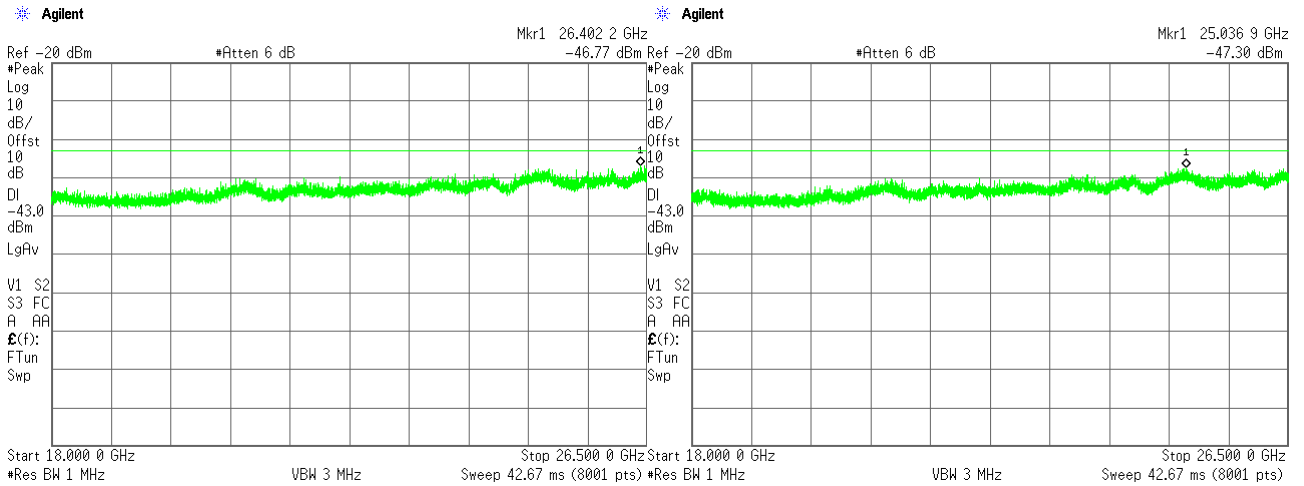
HERMON LABORATORIES

Test specification: Section 96.41(e)(3), Conducted spurious emissions			
Test procedure: Section 96.41(e)(3)			
Test mode: Compliance		Verdict: PASS	
Date(s): 23-Apr-20 - 01-Dec-20			
Temperature: 24.1 °C	Relative Humidity: 49 %	Air Pressure: 1011 hPa	Power: 48 VDC
Remarks:			

Plot 7.6.43 Spurious emission measurements in 18 – 26.5 GHz range at low carrier frequency

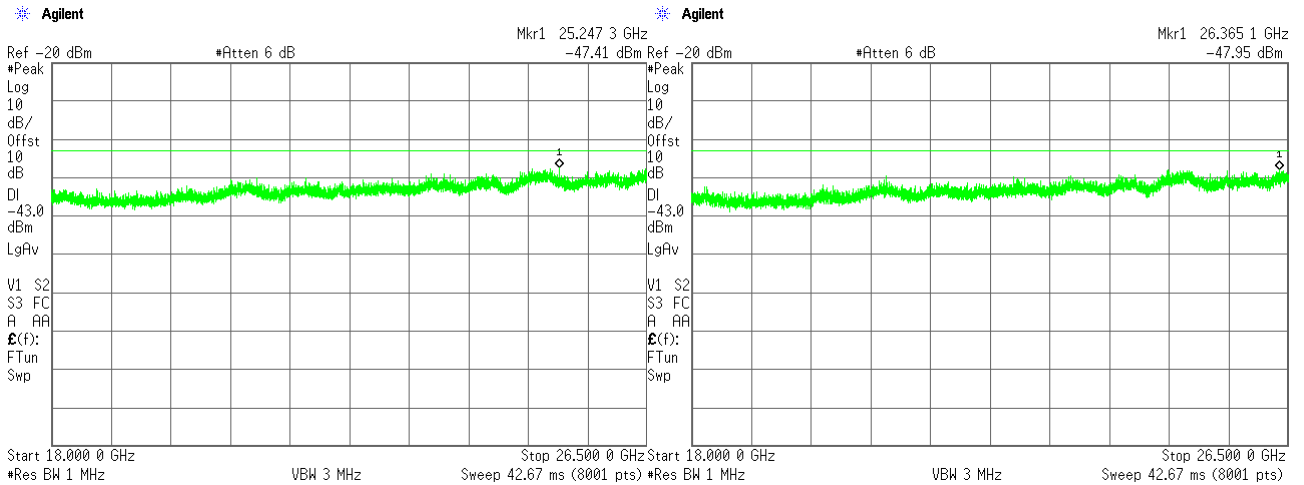
MODULATION:
CHANNEL SPACING:
ANTENNA CHAIN: #1

256QAM
20 MHz
ANTENNA CHAIN: #2



ANTENNA CHAIN: #3

ANTENNA CHAIN: #4





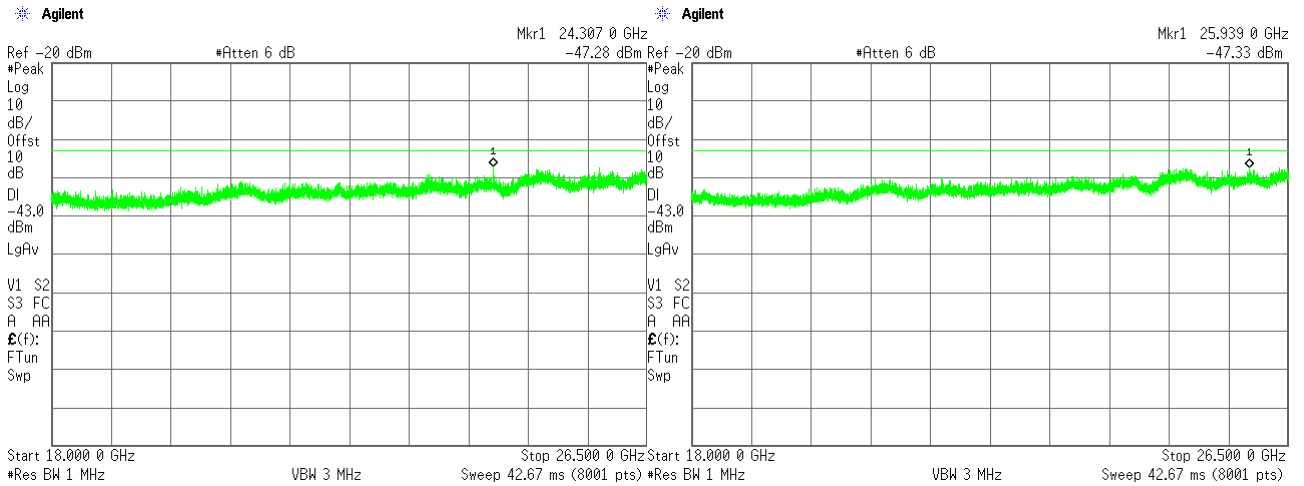
HERMON LABORATORIES

Test specification: Section 96.41(e)(3), Conducted spurious emissions			
Test procedure: Section 96.41(e)(3)			
Test mode: Compliance		Verdict: PASS	
Date(s): 23-Apr-20 - 01-Dec-20			
Temperature: 24.1 °C	Relative Humidity: 49 %	Air Pressure: 1011 hPa	Power: 48 VDC
Remarks:			

Plot 7.6.44 Spurious emission measurements in 18 – 26.5 GHz range at mid carrier frequency

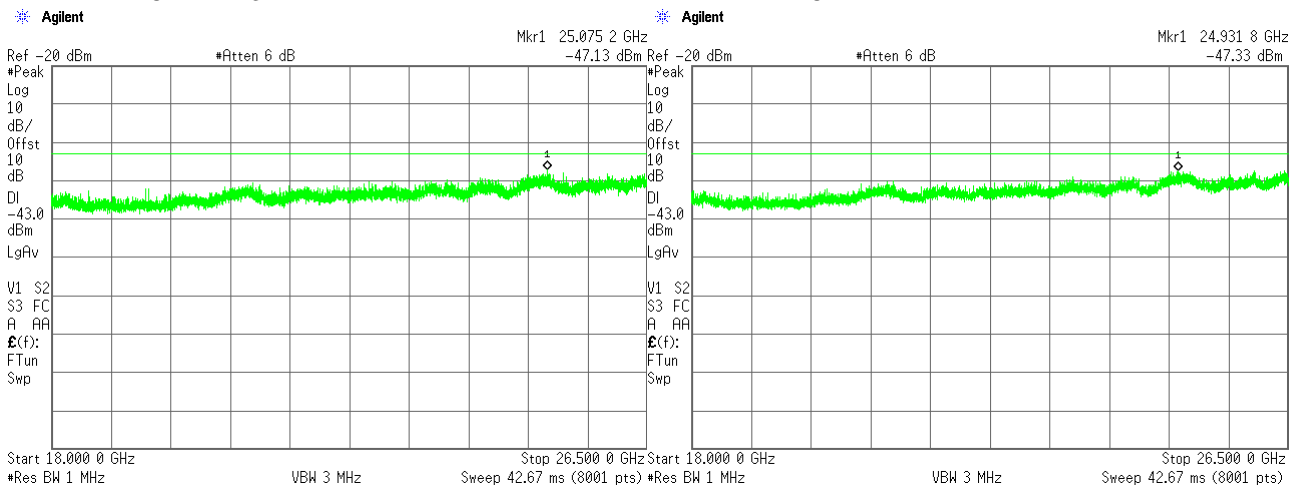
MODULATION:
CHANNEL SPACING:
ANTENNA CHAIN: #1

256QAM
20 MHz
ANTENNA CHAIN: #2



ANTENNA CHAIN: #3

ANTENNA CHAIN: #4





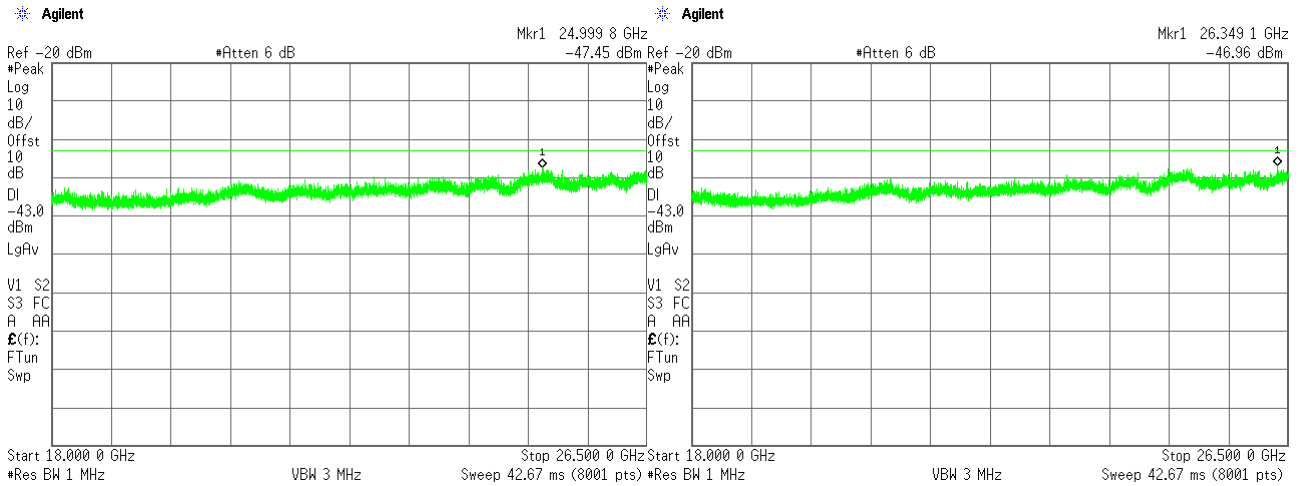
HERMON LABORATORIES

Test specification: Section 96.41(e)(3), Conducted spurious emissions			
Test procedure: Section 96.41(e)(3)			
Test mode: Compliance		Verdict: PASS	
Date(s): 23-Apr-20 - 01-Dec-20			
Temperature: 24.1 °C	Relative Humidity: 49 %	Air Pressure: 1011 hPa	Power: 48 VDC
Remarks:			

Plot 7.6.45 Spurious emission measurements in 18 – 26.5 GHz range at high carrier frequency

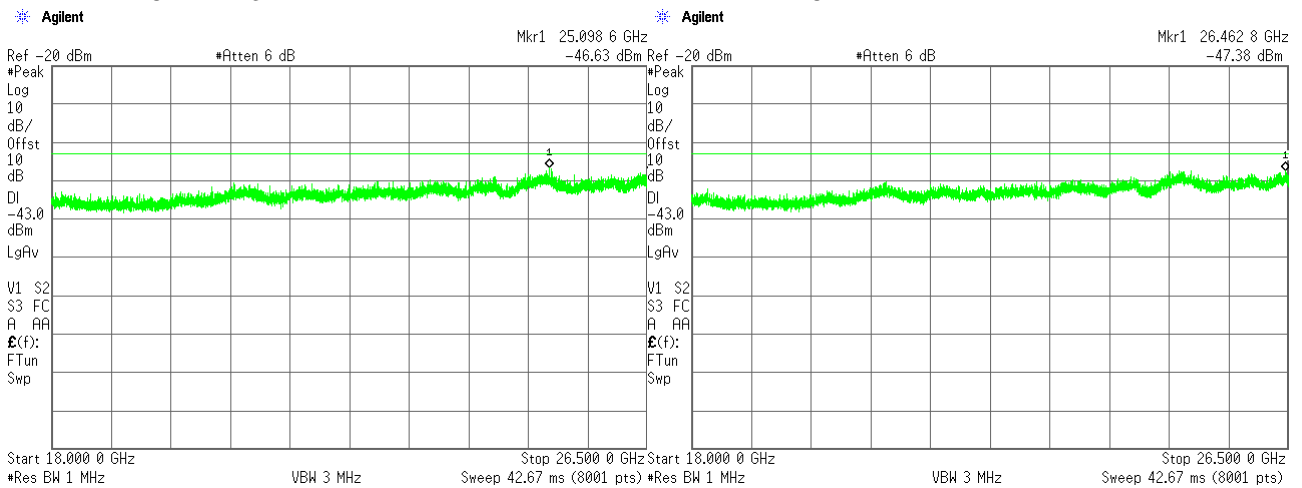
MODULATION:
CHANNEL SPACING:
ANTENNA CHAIN: #1

256QAM
20 MHz
ANTENNA CHAIN: #2



ANTENNA CHAIN: #3

ANTENNA CHAIN: #4





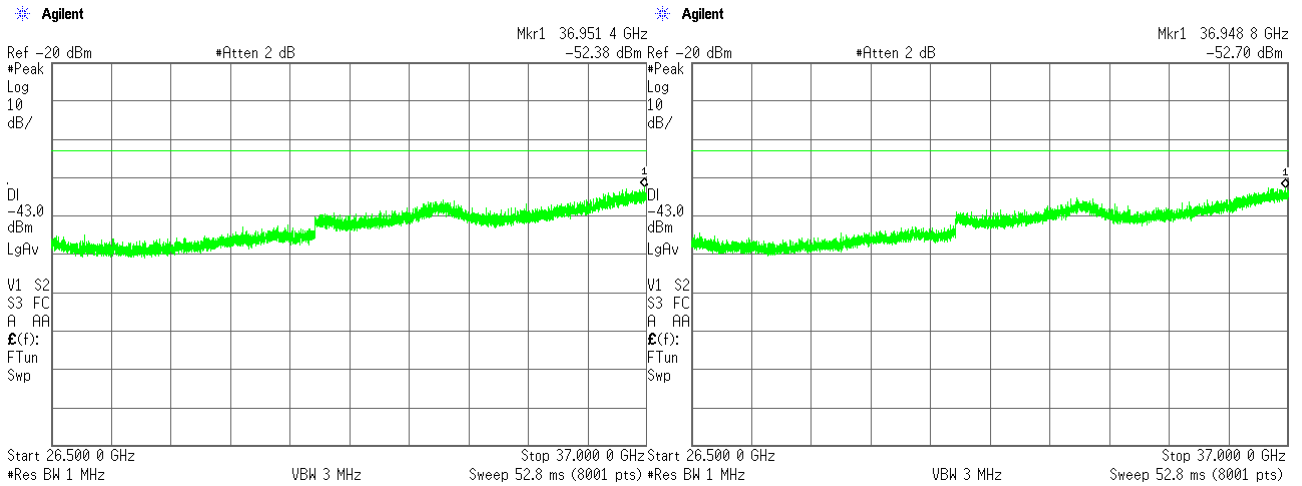
HERMON LABORATORIES

Test specification: Section 96.41(e)(3), Conducted spurious emissions			
Test procedure: Section 96.41(e)(3)			
Test mode: Compliance		Verdict: PASS	
Date(s): 23-Apr-20 - 01-Dec-20			
Temperature: 24.1 °C	Relative Humidity: 49 %	Air Pressure: 1011 hPa	Power: 48 VDC
Remarks:			

Plot 7.6.46 Spurious emission measurements in 26.5 - 37 GHz range at low carrier frequency

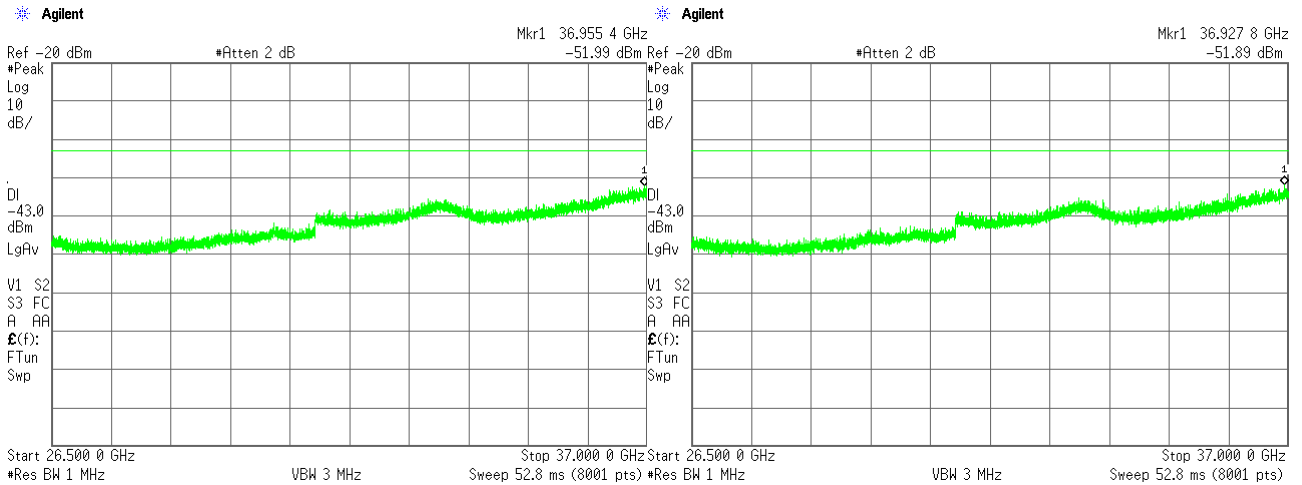
MODULATION:
CHANNEL SPACING:
ANTENNA CHAIN: #1

256QAM
20 MHz
ANTENNA CHAIN: #2



ANTENNA CHAIN: #3

ANTENNA CHAIN: #4



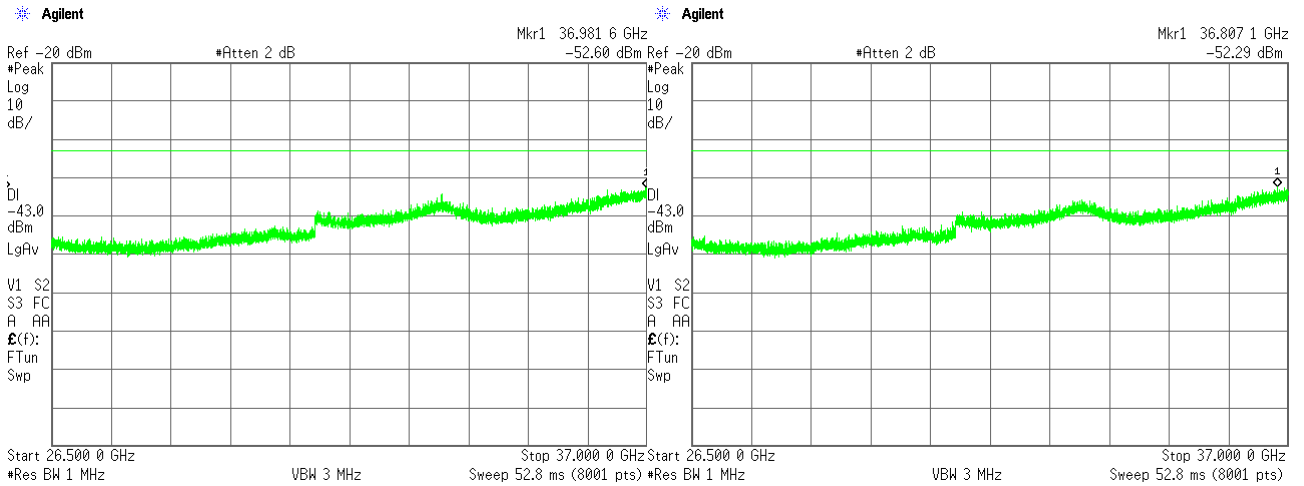


Test specification: Section 96.41(e)(3), Conducted spurious emissions			
Test procedure: Section 96.41(e)(3)			
Test mode: Compliance		Verdict: PASS	
Date(s): 23-Apr-20 - 01-Dec-20			
Temperature: 24.1 °C	Relative Humidity: 49 %	Air Pressure: 1011 hPa	Power: 48 VDC
Remarks:			

Plot 7.6.47 Spurious emission measurements in 26.5 - 37 GHz range at mid carrier frequency

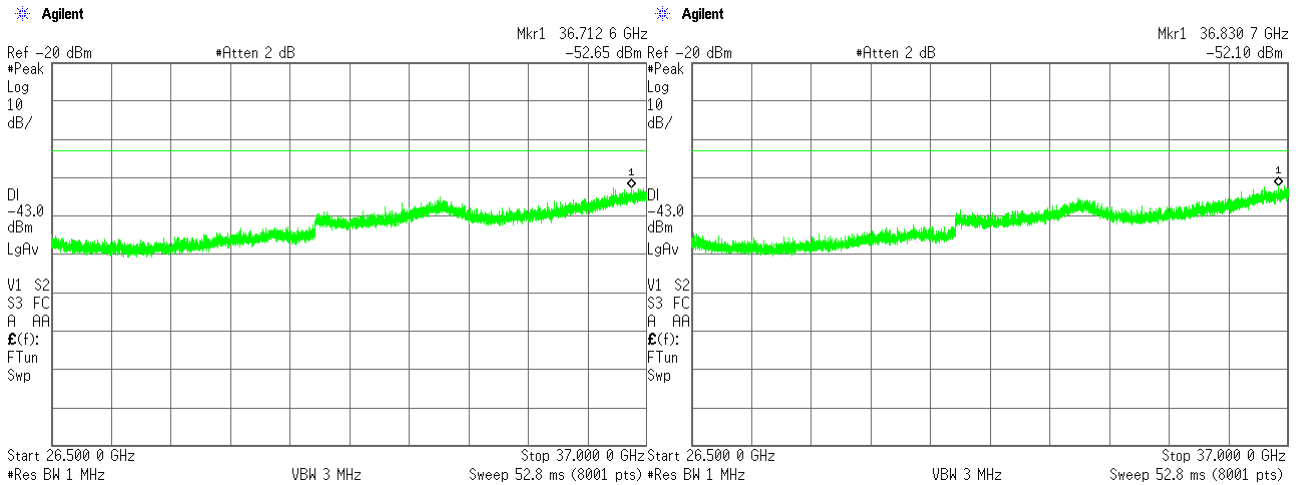
MODULATION:
CHANNEL SPACING:
ANTENNA CHAIN: #1

256QAM
20 MHz
ANTENNA CHAIN: #2



ANTENNA CHAIN: #3

ANTENNA CHAIN: #4





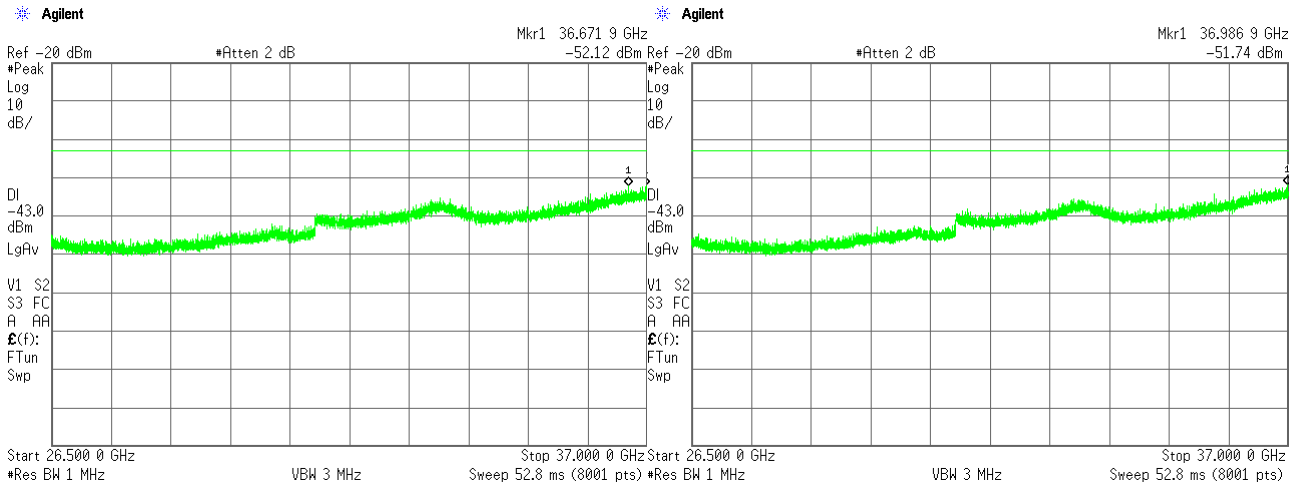
HERMON LABORATORIES

Test specification: Section 96.41(e)(3), Conducted spurious emissions			
Test procedure: Section 96.41(e)(3)			
Test mode: Compliance		Verdict: PASS	
Date(s): 23-Apr-20 - 01-Dec-20			
Temperature: 24.1 °C	Relative Humidity: 49 %	Air Pressure: 1011 hPa	Power: 48 VDC
Remarks:			

Plot 7.6.48 Spurious emission measurements in 26.5 - 37 GHz range at high carrier frequency

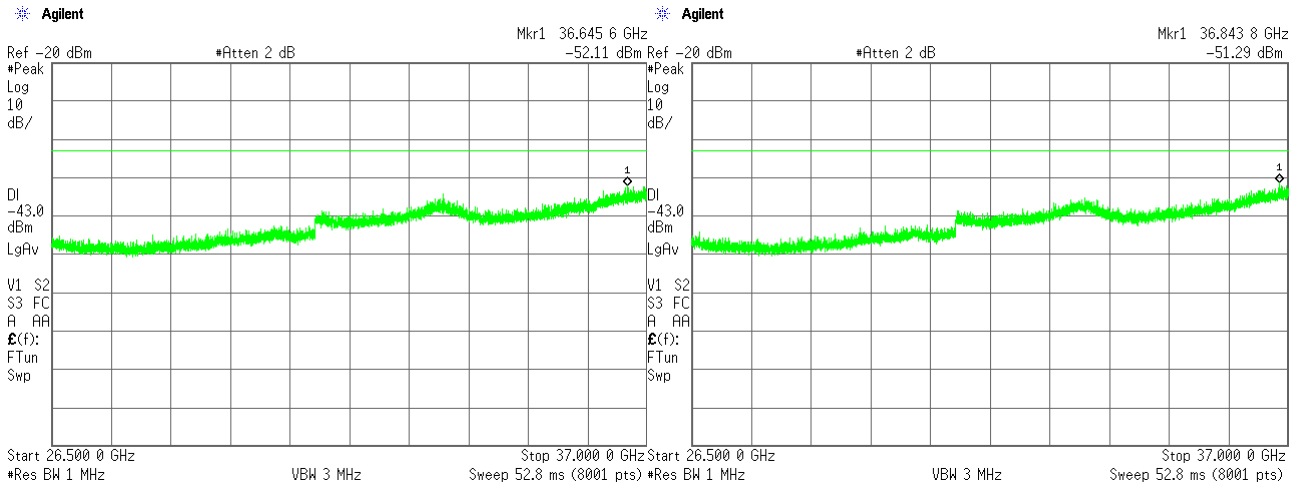
MODULATION:
CHANNEL SPACING:
ANTENNA CHAIN: #1

256QAM
20 MHz
ANTENNA CHAIN: #2



ANTENNA CHAIN: #3

ANTENNA CHAIN: #4





Test specification: Section 2.1055, Frequency stability			
Test procedure: 47 CFR, Section 2.1055			
Test mode: Compliance		Verdict: PASS	
Date(s): 21-Jul-20			
Temperature: 24.2 °C	Relative Humidity: 48 %	Air Pressure: 1011 hPa	Power: 48 VDC
Remarks:			

7.7 Frequency stability test

7.7.1 General

This test was performed to measure frequency stability of transmitter RF carrier. Specification test limits are given in Table 7.7.1.

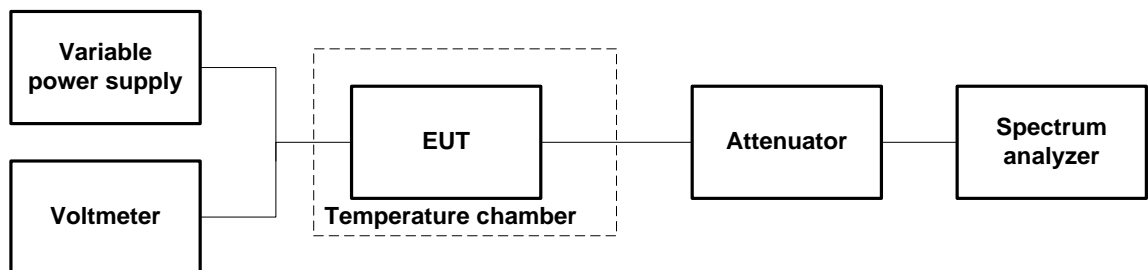
Table 7.7.1 Frequency stability limits

Assigned frequency, MHz	Maximum allowed frequency displacement	
	ppm	Hz
3555.0	NA	NA
3625.0		NA
3695.0		NA

7.7.2 Test procedure

- 7.7.2.1 The EUT was set up as shown in Figure 7.7.1, energized and its proper operation was checked.
- 7.7.2.2 The EUT power was turned off. Temperature within test chamber was set to +30°C and a period of time sufficient to stabilize all of the oscillator circuit components was allowed.
- 7.7.2.3 The EUT was powered on and carrier frequency was measured at start up moment and then every minute until frequency had been stabilized or 10 minutes elapsed whichever reached the last. The EUT was powered off.
- 7.7.2.4 The above procedure was repeated at 0°C and at the lowest test temperature.
- 7.7.2.5 The EUT was powered on and carrier frequency was measured at start up moment and at the end of stabilization period at the rest of test temperatures and voltages. The EUT was powered off.
- 7.7.2.6 Frequency displacement was calculated and compared with the limit as provided in Table 7.7.2.

Figure 7.7.1 Frequency stability test setup





HERMON LABORATORIES

Test specification: Section 2.1055, Frequency stability			
Test procedure: 47 CFR, Section 2.1055			
Test mode: Compliance		Verdict: PASS	
Date(s): 21-Jul-20			
Temperature: 24.2 °C	Relative Humidity: 48 %	Air Pressure: 1011 hPa	Power: 48 VDC
Remarks:			

Table 7.7.2 Frequency stability test results

OPERATING FREQUENCY: 3550 – 3700 MHz
 NOMINAL POWER VOLTAGE: 48 VDC
 TEMPERATURE STABILIZATION PERIOD: 20 min
 POWER DURING TEMPERATURE TRANSITION: Off
 SPECTRUM ANALYZER MODE: Counter
 RESOLUTION BANDWIDTH: 100 Hz
 VIDEO BANDWIDTH: 1 kHz
 MODULATION: Unmodulated

T, °C	Voltage, V	Frequency, MHz							Max frequency drift, Hz		Verdict
		Start up	1 st min	2 nd min	3 rd min	4 th min	5 th min	10 th min	Positive	Negative	
Low frequency 3555.0 MHz											
-30	nominal	3554.99998	3554.99999	3554.99998	3554.99998	3554.99999	3554.99999	3554.99999	0	-10	Comply
-20	nominal	3554.99999	NA	NA	NA	NA	NA	3554.99998	0	-10	Comply
-10	nominal	3554.99999	NA	NA	NA	NA	NA	3554.99998	0	-10	Comply
0	nominal	3554.99998	3554.99999	3554.99998	3554.99999	3554.99998	3554.99999	3554.99998	0	-10	Comply
10	nominal	3555.00000	NA	NA	NA	NA	NA	3554.99999	10	0	Comply
20	15%	3554.99999	NA	NA	NA	NA	NA	3554.99998	0	-10	Comply
20	nominal	3554.99998	NA	NA	NA	NA	NA	3554.99999	0	-10	Comply
20	-15%	3555.00001	NA	NA	NA	NA	NA	3554.99998	20	-10	Comply
30	nominal	3554.99998	3554.99999	3554.99999	3554.99998	3554.99999	3554.99999	3555.00000	10	-10	Comply
40	nominal	3554.99998	NA	NA	NA	NA	NA	3554.99999	0	-10	Comply
50	nominal	3554.99999	NA	NA	NA	NA	NA	3554.99999	0	0	Comply
Mid frequency 3625.0 MHz											
-30	nominal	3624.99998	3624.99999	3624.99999	3624.99999	3624.99998	3624.99999	3624.99999	10	0	Comply
-20	nominal	3624.99999	NA	NA	NA	NA	NA	3624.99999	10	0	Comply
-10	nominal	3624.99999	NA	NA	NA	NA	NA	3625.00000	20	0	Comply
0	nominal	3625.00000	3624.99999	3625.00000	3625.00000	3624.99999	3624.99999	3625.00000	20	0	Comply
10	nominal	3624.99999	NA	NA	NA	NA	NA	3624.99999	10	0	Comply
20	15%	3624.99999	NA	NA	NA	NA	NA	3624.99998	10	0	Comply
20	nominal	3624.99999	NA	NA	NA	NA	NA	3624.99998	10	0	Comply
20	-15%	3624.99999	NA	NA	NA	NA	NA	3624.99999	10	0	Comply
30	nominal	3624.99999	3625.00000	3624.99999	3624.99999	3625.00000	3624.99999	3624.99999	20	0	Comply
40	nominal	3624.99998	NA	NA	NA	NA	NA	3625.00000	20	0	Comply
50	nominal	3624.99999	NA	NA	NA	NA	NA	3625.00000	20	0	Comply
High frequency 3695.0 MHz											
-30	nominal	3695.00000	3695.00000	3694.99999	3694.99999	3694.99999	3694.99999	3695.00000	0	-10	Comply
-20	nominal	3695.00000	NA	NA	NA	NA	NA	3694.99999	0	-10	Comply
-10	nominal	3695.00000	NA	NA	NA	NA	NA	3694.99999	0	-10	Comply
0	nominal	3695.00000	3695.00000	3694.99999	3694.99999	3695.00000	3694.99999	3694.99999	0	-10	Comply
10	nominal	3694.99999	NA	NA	NA	NA	NA	3695.00000	0	-10	Comply
20	15%	3695.00000	NA	NA	NA	NA	NA	3695.00000	0	0	Comply
20	nominal	3694.99999	NA	NA	NA	NA	NA	3695.00000	0	-10	Comply
20	-15%	3695.00000	NA	NA	NA	NA	NA	3694.99999	0	-10	Comply
30	nominal	3694.99999	3694.99999	3695.00000	3695.00000	3695.00000	3694.99999	3695.00000	0	-10	Comply
40	nominal	3694.99999	NA	NA	NA	NA	NA	3695.00000	0	-10	Comply
50	nominal	3694.99999	NA	NA	NA	NA	NA	3694.99999	0	-10	Comply

* - Reference frequency

Reference numbers of test equipment used

HL 3521	HL 3901	HL 3286	HL 2358			
---------	---------	---------	---------	--	--	--

Full description is given in Appendix A.

**8 APPENDIX A Test equipment and ancillaries used for tests**

HL No	Description	Manufacturer	Model	Ser. No.	Last Cal./ Check	Due Cal./ Check
4355	Signal and Spectrum Analyzer, 9 kHz to 7 GHz	Rohde & Schwarz	FSV 7	101630	09-Sep-20	09-Sep-21
3901	Microwave Cable Assembly, 40.0 GHz, 3.5 m, SMA/SMA	Huber-Suhner	SUCOFL EX 102A	1225/2A	06-Apr-20	06-Apr-21
4366	Directional coupler, 1 GHz to 18 GHz, 10 dB, SMA Female	Tiger Micro-Electronics Institute	TGD-A1101-10	01e-JSDE805-007	03-Jun-20	03-Jun-22
3301	Power Meter, P-series, 50 MHz to 40 GHz	Agilent Technologies	N1911A	MY45101057	16-Apr-20	16-Apr-21
3302	Power sensor, P-Series, 50 MHz to 40 GHz, -35/30 to 20 dBm	Agilent Technologies	N1922A	MY45240586	16-Apr-20	16-Apr-21
5608	Precision Fixed Attenuator, 50 Ohm, 5 W, 10 dB, DC to 18 GHz	Mini Circuits	BW-S10W5+	NA	17-Sep-20	17-Sep-21
0030	Antenna, Dipole, Tunable, 30 - 200 MHz	Electro-Metrics	TDA-25/30	261	29-Jan-20	29-Jan-21
0446	Antenna, Loop, Active, 10 (9) kHz - 30 MHz	EMCO	6502	2857	24-Feb-20	24-Feb-21
0614	Antenna, Dipole, Tunable, 200 - 500 MHz	Electro-Metrics	TDS-30-1	334	29-Jan-20	29-Jan-21
0661	Generator Swept Signal, 10 MHz to 40 GHz, + 10 dBm	Hewlett Packard	83640B	3614A00266	07-Jul-20	07-Jul-21
3903	Microwave Cable Assembly, 40.0 GHz, 1.5 m, SMA/SMA	Huber-Suhner	SUCOFL EX 102A	1226/2A	06-Apr-20	06-Apr-21
4278	Test Cable , DC-18 GHz, 4.6 m, N/M - N/M	Mini-Circuits	APC-15FT-NMNM+	0755A	09-Aug-20	09-Aug-21
4360	EMI Test Receiver, 20 Hz to 40 GHz.	Rohde & Schwarz	ESU40	100322	20-Jan-20	20-Jan-21
4933	Active Horn Antenna, 1 GHz to 18 GHz	COM-POWER CORPORATION	AHA-118	701046	06-Jan-20	06-Jan-21
4956	Active horn antenna, 18 to 40 GHz	COM-POWER CORPORATION	AHA-840	105004	29-Jan-20	29-Jan-21
5111	RF cable, 40 GHz, 5.5 m, K-type	Huber-Suhner	SF102EA/11SK/11SK/5500MM	502493/2EA	03-Aug-20	03-Aug-21
5288	Trilog Antenna, 25 MHz - 8 GHz, 100W	Frankonia	ALX-8000E	00809	08-Feb-19	08-Feb-22
3355	Low Pass Filter, 50 Ohm, DC to 1450 MHz.	Mini-Circuits	VLF-1450+	NA	05-Jun-19	05-Jun-21
5175	Medium Power Fixed Coaxial Attenuator DC to 40 GHz, 20 dB, 5 W	API Weinschel, Inc	75A-20-12	TE289	07-Apr-20	07-Apr-21
5372	MXE EMI receiver, 3 Hz to 44 GHz	Keysight Technologies	N9038A	MY57290155	10-Aug-20	10-Aug-21



HL No	Description	Manufacturer	Model	Ser. No.	Last Cal./ Check	Due Cal./ Check
5286	Band Pass Filter, 50 Ohm, 4.4 to 18 GHz, SMA/M-SMA/F	A-INFOMW	WBLB-T-HP-4.4-18-S	J10800000305	05-Jun-19	05-Jun-21
4342	High Pass Filter, 50 Ohm, 10.6 to 26.5 GHz, SMA-M / SMA-FM	RLC Electronics	F-5738A	8425	05-Jun-19	05-Jun-21
5233	WR28 to coaxial Right Angle Adapter. Freq. Range: 26.5.0 - 40.0 GHz,	AINFO(HK)LIMITED	28WCAK_Cu	J504063051	25-Jan-19	25-Jan-21
1295	Adapter 35WR28Kf, 26.5-40 GHz	Wiltron	35WR28KF	1295	14-Sep-20	14-Sep-23
3286	Temperature Chamber, (-50 to +170) °C	Thermotron	EL-8-CH-1-1-CO2	21-9048	04-Dec-19	04-Dec-20
2358	Power Supply, 2 X 0-36VDC / 5A, 5VDC / 5A	Horizon Electronics	DHR3655D	767469	25-Jun-20	25-Jun-21
3521	Multimeter	Fluke	115	94771103	20-Jul-20	20-Jul-21



9 5111APPENDIX B Test equipment correction factors

HL 5111: RF cable

Huber-Suhner, SF102EA/11SK/11SK/5500MM, s/n 502493/2EA

Set / Applied, MHz	Measured, dB	Uncertainty, dB
100	0.70	±0.07
200	0.99	±0.08
300	1.21	±0.08
500	1.56	±0.08
1000	2.20	±0.08
1500	2.69	±0.08
2000	3.11	±0.08
2500	3.50	±0.10
3000	3.85	±0.10
3500	4.16	±0.10
4000	4.47	±0.10
4500	4.74	±0.10
5000	5.03	±0.10
5500	5.30	±0.10
6000	5.57	±0.10
6500	5.76	±0.10
7000	6.00	±0.10
7500	6.20	±0.10
8000	6.44	±0.10
8500	6.67	±0.10
9000	6.82	±0.10
9500	7.04	±0.10
10000	7.18	±0.10
10500	7.36	±0.10
11000	7.55	±0.10
11500	7.75	±0.10
12000	7.90	±0.10
12500	8.08	±0.13
13000	8.19	±0.13
13500	8.39	±0.13
14000	8.58	±0.13
14500	8.76	±0.18
15000	8.92	±0.18
15500	9.03	±0.18
16000	9.18	±0.18
16500	9.34	±0.18
17000	9.51	±0.18
17500	9.66	±0.18
18000	9.80	±0.18
18500	9.94	±0.23
19000	10.05	±0.23
19500	10.22	±0.23

Set / Applied, MHz	Measured, dB	Uncertainty, dB
20000	10.32	±0.23
20500	10.48	±0.23
21000	10.60	±0.23
21500	10.73	±0.23
22000	10.87	±0.23
22500	10.97	±0.29
23000	11.09	±0.29
23500	11.26	±0.29
24000	11.37	±0.29
24500	11.50	±0.29
25000	11.61	±0.23
25500	11.72	±0.23
26000	11.87	±0.23
26500	11.99	±0.23
27000	12.09	±0.33
27500	12.24	±0.33
28000	12.34	±0.40
28500	12.47	±0.40
29000	12.61	±0.40
29500	12.70	±0.40
30000	12.86	±0.40
30500	12.92	±0.33
31000	13.09	±0.33
31500	13.16	±0.33
32000	13.33	±0.33
32500	13.40	±0.33
33000	13.62	±0.33
33500	13.70	±0.33
34000	13.88	±0.33
34500	13.97	±0.40
35000	14.05	±0.40
35500	14.23	±0.40
36000	14.25	±0.40
36500	14.46	±0.40
37000	14.49	±0.33
37500	14.72	±0.33
38000	14.77	±0.33
38500	14.97	±0.33
39000	15.04	±0.33
39500	15.22	±0.33
40000	15.63	±0.47



HL 4956: Active horn antenna
COM-POWER Corp., model: AHA-840, s/n 105004

Frequency, MHz	Measured antenna factor, dB/m
18000	5.1
18500	3.6
19000	2.2
19500	0.7
20000	0.7
20500	0.8
21000	0.5
21500	-1.3
22000	-2.1
22500	-2.0
23000	-1.6
23500	-2.9
24000	-2.3
24500	-2.6
25000	-1.8
25500	-1.2
26000	-0.5
26500	-1.2
27000	-0.1
27500	-1.0
28000	-0.7
28500	0.5

Frequency, MHz	Measured antenna factor, dB/m
29500	1.4
30000	2.9
30500	2.9
31000	2.9
31500	1.2
32000	0.7
32500	0.2
33000	-1.7
33500	-2.2
34000	2.3
34500	-1.1
35000	0.7
35500	-1.1
36000	0.1
36500	1.4
37000	3.7
37500	5.8
38000	6.6
38500	7.3
39000	6.5
39500	7.3
40000	7.1

The antenna factor shall be added to receiver reading in dB μ V to obtain field strength in dB μ V/m.



HERMON LABORATORIES

HL 4933 Active Horn Antenna, 1 GHz to 18 GHz
COM-POWER CORPORATION AHA-118 , s/n 701046

Frequency, MHz	Measured antenna factor, dB/m
1000	-16.1
1050	-16.0
1100	-15.1
1150	-16.4
1200	-16.0
1250	-15.6
1300	-15.1
1350	-14.8
1400	-15.1
1450	-15.1
1500	-15.5
1550	-15.2
1600	-14.7
1650	-14.4
1700	-14.4
1750	-14.0
1800	-13.6
1850	-12.7
1900	-11.9
1950	-11.9
2000	-11.8
2050	-11.3
2100	-11.3
2150	-11.7
2200	-12.3
2250	-12.3
2300	-12.4
2350	-12.2
2400	-11.7
2450	-11.5
2500	-11.5
2550	-11.5
2600	-11.5
2650	-11.3
2700	-11.3
2750	-11.1
2800	-11.1
2850	-11.3
2900	-11.1
2950	-11.0
3000	-11.1
3050	-10.9
3100	-10.7
3150	-10.6

Frequency, MHz	Measured antenna factor, dB/m
3200	-11.2
3250	-10.8
3300	-10.8
3350	-10.7
3400	-10.3
3450	-10.2
3500	-10.1
3550	-10.4
3600	-10.5
3650	-10.4
3700	-10.4
3750	-10.3
3800	-10.1
3850	-10.0
3900	-9.9
3950	-9.8
4000	-9.7
4050	-9.3
4100	-8.6
4150	-8.2
4200	-8.3
4250	-8.5
4300	-8.5
4350	-8.3
4400	-8.0
4450	-7.7
4500	-7.6
4550	-7.4
4600	-7.5
4650	-7.8
4700	-7.6
4750	-6.8
4800	-6.1
4850	-5.7
4900	-5.8
4950	-5.8
5000	-6.0
5050	-5.7
5100	-5.4
5150	-5.1
5200	-4.6
5250	-4.6
5300	-4.8
5350	-5.1



Frequency, MHz	Measured antenna factor, dB/m
5400	-5.1
5450	-4.6
5500	-4.0
5550	-3.5
5600	-3.1
5650	-3.3
5700	-3.8
5750	-4.3
5800	-4.3
5850	-4.0
5900	-3.5
5950	-3.2
6000	-3.2
6050	-3.2
6100	-3.3
6150	-3.3
6200	-3.1
6250	-2.9
6300	-2.8
6350	-3.0
6400	-3.2
6450	-3.4
6500	-3.7
6550	-3.6
6600	-3.4
6650	-2.9
6700	-2.6
6750	-2.5
6800	-2.6
6850	-2.8
6900	-2.7
6950	-2.3
7000	-2.0
7050	-1.9
7100	-1.8
7150	-1.8
7200	-1.7
7250	-1.7
7300	-1.6
7350	-1.5
7400	-1.5
7450	-1.3
7500	-1.4
7550	-1.3
7600	-1.0
7650	-0.7
7700	-0.3
7750	0.1
7800	0.3
7850	0.4
7900	0.2
7950	0.1
8000	0.2
8050	0.3
8100	0.8
8150	1.1

Frequency, MHz	Measured antenna factor, dB/m
8200	1.1
8250	1.0
8300	0.8
8350	0.5
8400	0.3
8450	0.5
8500	0.8
8550	0.9
8600	0.9
8650	0.6
8700	0.0
8750	-0.3
8800	0.0
8850	0.5
8900	0.6
8950	0.4
9000	-0.3
9050	-1.0
9100	-1.2
9150	-0.6
9200	-0.1
9250	0.0
9300	-0.1
9350	-0.5
9400	-0.7
9450	-0.4
9500	0.2
9550	0.5
9600	0.5
9650	0.3
9700	0.0
9750	0.0
9800	0.6
9850	1.4
9900	1.8
9950	1.7
10000	1.4
10100	0.8
10200	1.2
10300	1.5
10400	1.1
10500	1.6
10600	3.0
10700	2.9
10800	1.3
10900	1.0
11000	1.1
11100	0.7
11200	1.1
11300	1.5
11400	1.4
11500	0.6
11600	1.0
11700	1.4
11800	0.7
11900	0.9



Frequency, MHz	Measured antenna factor, dB/m
12400	2.1
12500	1.2
12600	1.3
12700	2.4
12800	1.8
12900	0.6
13000	0.9
13100	1.1
13200	0.7
13300	0.9
13400	1.8
13500	2.1
13600	1.2
13700	0.8
13800	1.2
13900	1.5
14000	1.7
14100	2.2
14200	2.8
14300	3.0
14400	3.0
14500	3.3
14600	4.0
14700	5.4
14800	5.4
14900	4.7
15000	3.1
15100	2.0
15200	1.5
15300	1.4
15400	1.7

Frequency, MHz	Measured antenna factor, dB/m
15500	1.9
15600	1.2
15700	0.2
15800	0.6
15900	1.2
16000	0.6
16100	0.6
16200	1.9
16300	2.2
16400	0.9
16500	0.7
16600	1.7
16700	1.3
16800	1.0
16900	2.0
17000	2.4
17100	1.8
17200	1.8
17300	2.5
17400	2.7
17500	3.1
17600	3.7
17700	4.3
17800	4.8
17900	5.7
18000	5.1



HL 0446: Active Loop Antenna
EMCO, model: 6502, s/n 2857

Frequency,	Measured antenna factor, dBS/m	Measurement uncertainty, dB
10	-33.4	±1.0
20	-37.8	±1.0
50	-40.5	±1.0
75	-41.0	±1.0
100	-41.2	±1.0
150	-41.2	±1.0
250	-41.1	±1.0
500	-41.2	±1.0
750	-41.3	±1.0
1000	-41.3	±1.0

Frequency,	Measured antenna factor, dBS/m	Measurement uncertainty, dB
2000	-41.4	±1.0
3000	-41.4	±1.0
4000	-41.5	±1.0
5000	-41.5	±1.0
10000	-41.7	±1.0
15000	-42.1	±1.0
20000	-42.7	±1.0
25000	-44.2	±1.0
30000	-45.8	±1.0

The antenna factor shall be added to receiver reading in dB μ V to obtain field strength in dB μ A/m.



HL 5288: Trilog Antenna
Frankonia, model: ALX-8000E, s/n: 00809
30-1000 MHz

Frequency, MHz	Antenna factor, dB/m
30	14.96
35	15.33
40	16.37
45	17.56
50	17.95
60	16.87
70	13.22
80	10.56
90	13.61
100	15.46
120	14.03
140	12.23

Frequency, MHz	Antenna factor, dB/m
160	12.67
180	13.34
200	15.40
250	16.42
300	17.28
400	19.98
500	21.11
600	22.90
700	24.13
800	25.25
900	26.35
1000	27.18

The antenna factor shall be added to receiver reading in dB μ V to obtain field strength in dB μ V/m.

above 1000 MHz

Frequency, MHz	Antenna factor, dB/m
1000	26.9
1100	28.1
1200	28.4
1300	29.6
1400	29.1
1500	30.4
1600	30.7
1700	31.5
1800	32.3
1900	32.6
2000	32.5
2100	32.9
2200	33.5
2300	33.2
2400	33.7
2500	34.6
2600	34.7
2700	34.6
2800	35.0
2900	35.5
3000	36.2
3100	36.8
3200	36.8
3300	37.0
3400	37.5
3500	38.2

Frequency, MHz	Antenna factor, dB/m
3600	38.9
3700	39.4
3800	39.4
3900	39.6
4000	39.7
4100	39.8
4200	40.5
4300	40.9
4400	41.1
4500	41.4
4600	41.3
4700	41.6
4800	41.9
4900	42.3
5000	42.7
5100	43.0
5200	42.9
5300	43.5
5400	43.6
5500	44.3
5600	44.7
5700	45.0
5800	45.0
5900	45.3
6000	45.9

The antenna factor shall be added to receiver reading in dB μ V to obtain field strength in dB μ V/m.



10 APPENDIX C Measurement uncertainties

Expanded uncertainty at 95% confidence in Hermon Labs EMC measurements

Test description	Expanded uncertainty
Transmitter tests	
Carrier power conducted at antenna connector	± 1.7 dB
Carrier power radiated (substitution method)	± 4.5 dB
Occupied bandwidth	±8%
Conducted emissions at RF antenna connector	9 kHz to 2.9 GHz: ± 2.6 dB 2.9 GHz to 6.46 GHz: ± 3.5 dB 6.46 GHz to 13.2 GHz: ± 4.3 dB 13.2 GHz to 22.0 GHz: ± 5.0 dB 22.0 GHz to 26.8 GHz: ± 5.5 dB 26.8 GHz to 40.0 GHz: ± 4.8 dB
Spurious emissions radiated 30 MHz – 40 GHz (substitution method)	± 4.5 dB
Frequency error	30 – 300 MHz: ± 50.5 Hz (1.68 ppm) 300 – 1000 MHz: ± 168 Hz (0.56 ppm)
Transient frequency behaviour	187 Hz ± 13.9 %
Duty cycle, timing (Tx ON / OFF) and average factor measurements	± 1.0 %
Unintentional radiator tests	
Conducted emissions with LISN	9 kHz to 150 kHz: ± 3.9 dB 150 kHz to 30 MHz: ± 3.8 dB
Radiated emissions at 3 m measuring distance Horizontal polarization	Biconilog antenna: ± 5.3 dB Biconical antenna: ± 5.0 dB Log periodic antenna: ± 5.3 dB Double ridged horn antenna: ± 5.3 dB
Vertical polarization	Biconilog antenna: ± 6.0 dB Biconical antenna: ± 5.7 dB Log periodic antenna: ± 6.0 dB Double ridged horn antenna: ± 6.0 dB

Hermon Laboratories is accredited by A2LA for calibration according to present requirements of ISO/IEC 17025 and NCSL Z540-1. The accreditation is granted to perform calibration of parameters that are listed in the Scope of Hermon Laboratories Accreditation.

Hermon Laboratories calibrates its reference and transfer standards by calibration laboratories accredited to ISO/IEC 17025 by a mutually recognized Accreditation Body or by a recognized national metrology institute. All reference and transfer standards used in the calibration system are traceable to national or international standards.

In-house calibration of all test and measurement equipment is performed on a regular basis according to Hermon Laboratories calibration procedures, manufacturer calibration/verification procedures or procedures defined in the relevant standards. The Hermon Laboratories test and measurement equipment is calibrated within the tolerances specified by the manufacturers and/or by the relevant standards.



HERMON LABORATORIES

11 APPENDIX D Test laboratory description

Tests were performed at Hermon Laboratories Ltd., which is a fully independent, private, EMC, Radio, Safety, Environmental and Telecommunication testing facility.

Hermon Laboratories is recognized and accredited by the Federal Communications Commission (USA) for 1, 2, 15, 18 parts of Code of Federal Regulations 47 (CFR 47), Test Firm Registration Number is 927748, Designation Number is IL1001; registered by Industry Canada for electromagnetic emissions, file number IC 2186A-1 for OATS, certified by VCCI, Japan (the registration numbers are R-808 for OATS, R-1082 for anechoic chamber, G-869 for RE measurements above 1 GHz, C-845 for conducted emissions site and T-1606 for conducted emissions at telecommunication ports).

The laboratory is accredited by American Association for Laboratory Accreditation (USA) according to ISO/IEC 17025 for electromagnetic compatibility, product safety, telecommunications testing, environmental simulation and calibration (for exact scope please refer to Certificate No. 839.01, 839.03 and 839.04).

Address: P.O. Box 23, Binyamina 3055001, Israel
Telephone: +972 4628 8001
Fax: +972 4628 8277
e-mail: mail@hermonlabs.com
website: www.hermonlabs.com

Person for contact: Mr. Michael Nikishin, EMC and radio group manager

12 APPENDIX E Specification references

FCC 47CFR part 96: 2019	Citizens Broadband Radio Service
FCC 47CFR part 1: 2019	Practice and procedure
FCC 47CFR part 2: 2019	Frequency allocations and radio treaty matters; general rules and regulations



13 APPENDIX F Manufacturer’s declaration of additional to be used antennas

Additional antennas for Part 96 operations with the FCC Hardware Certified Part 96 CBSD radio device.

Model Number: AS1030 B48
Radio FCC ID: PIDAS1030A

The Original Equipment Manufacturer (OEM) vendor of the radio states that the use of the following listed external antennas meets all requirements for Part 96 operations, including all OOBE requirements, due to the radio dynamic range and allowed power setting.

Note: use of an external cable introduces additional losses that may be compensated appropriately by increasing the radio’s power level (reducing the attenuator setting). This cable compensation may be achieved during radio setup.

The following specific external antennas may be used in conjunction with this model radio at the appropriate listed power settings.

Antenna configuration	Antenna Vendor	Antenna Model Number	Antenna Peak Gain (dB)	Signal Bandwidth (MHz)	Maximum Conducted Power (dBm)	EIRP (dBm/10MHz)	EIRP per Bandwidth (dBm)	Operational Category
1*	ALPHA	AW3782	17	10.0	28.99	45.99	45.99	B
				20.0	31.96	46.45	48.96	B
2	ALPHA	AW3014	18.0	10.0	27.99	45.99	45.99	B
				20.0	30.96	46.45	48.96	B
3	ALPHA	AW3170	20.5	10.0	25.49	45.99	45.99	B
				20.0	28.46	46.45	48.96	B



14 APPENDIX G Abbreviations and acronyms

A	ampere
AC	alternating current
A/m	ampere per meter
AM	amplitude modulation
AVRG	average (detector)
BB	broad band
cm	centimeter
dB	decibel
dBm	decibel referred to one milliwatt
dB(μ V)	decibel referred to one microvolt
dB(μ V/m)	decibel referred to one microvolt per meter
dB(μ A)	decibel referred to one microampere
dB Ω	decibel referred to one Ohm
DC	direct current
EIRP	equivalent isotropically radiated power
ERP	effective radiated power
EUT	equipment under test
F	frequency
GHz	gigahertz
GND	ground
H	height
HL	Hermon laboratories
Hz	hertz
ITE	information technology equipment
k	kilo
kHz	kilohertz
LISN	line impedance stabilization network
LO	local oscillator
m	meter
MHz	megahertz
min	minute
mm	millimeter
ms	millisecond
μ s	microsecond
NA	not applicable
NB	narrow band
NT	not tested
OATS	open area test site
Ω	Ohm
QP	quasi-peak
PM	pulse modulation
PS	power supply
RE	radiated emission
RF	radio frequency
rms	root mean square
Rx	receive
s	second
T	temperature
Tx	transmit
V	volt
VA	volt-ampere

END OF DOCUMENT