



DATASHEET

AW3014

Common Name- 2 Port B42, 43 & 48 - 65°

3300-3800MHz	2	Fixed	18.0	65°
Frequency	Ports	Tilt	Gain	Beamwidth

PRODUCT INFORMATION

This slimline solution was developed for fixed wireless applications

APPLICATION

Alpha Wireless panel antennas provide wireless network operators the highest performance and quality. Panel antennas are generally used in sectorized applications. These antennas are designed for optimal radiation patterns improving overall network performance. Various tilt options are available to address network optimization requirements.

STANDARD & CERTIFICATIONS

Certification	BS EN ISO 9001:2015
---------------	---------------------



FEATURES

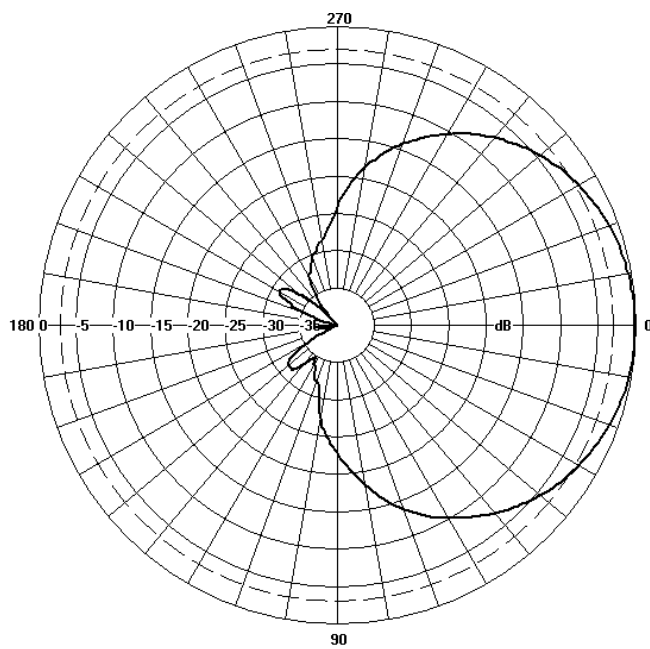
- Wide-band antenna for 3GPP bands 42, 43 & 48.
- Dual Cross polarization antenna +/- 45°
- Mounting bracket with variable tilt (included)
- Manufactured in Ireland

The parameters in this specification follow the definitions and recommendations per NGMN P-Basta, Release 9.6.

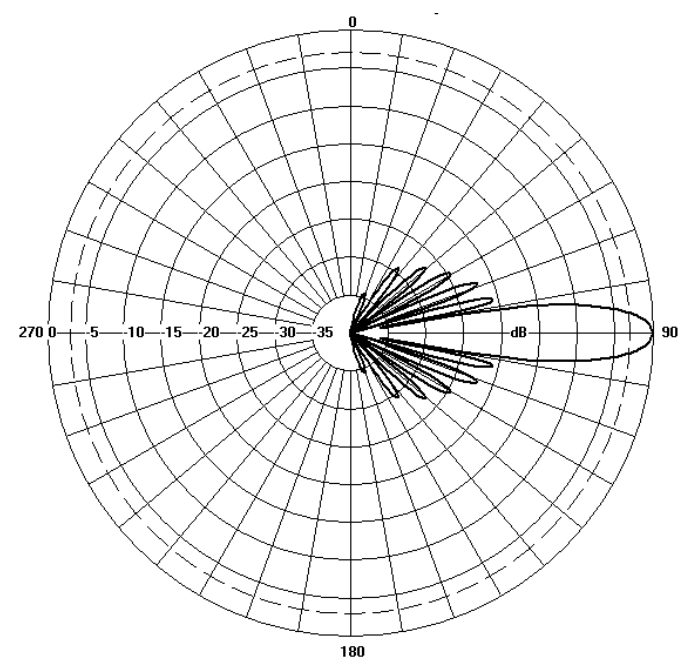
TECHNICAL SPECIFICATION

Electrical Specifications		
Frequency Range	MHz	3300-3800MHz
Polarisation	Degree	+/-45° Slant Linear
Gain	dBi	18.0
Azimuth Beamwidth	Degree	65°
Azimuth Beam Squint	Degree<	3°
Elevation Beamwidth	Degree	7°
Electrical Downtilt	Degree	T0° or T4°
Electrical Downtilt Deviation	Degree<	1°
Impedance	Ohms	50
VSWR	<	1.5
Return Loss	dB>	14
Isolation	dB>	28
Front to Back Ratio: Total Power +/-30°	dB>	30
Upper Sidelobe Suppression, Peak to 20°	dB>	18
Cross-Polar Discrimination	dB>	16
Maximum Effective Power Per Port	W	100

Radiation Pattern Files



Azimuth



Elevation

For radiation pattern files, please login at www.alphawireless.com

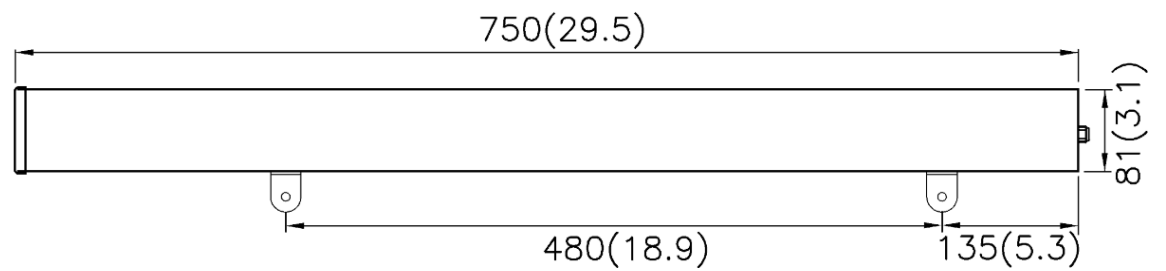
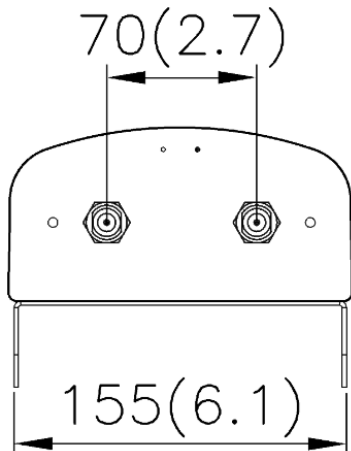
TECHNICAL SPECIFICATION

Mechanical Specifications

Dimensions (LxØ)	mm (in)	750 (29.5) x 160 (6.2) x 81 (3.1)
Packing Size (LxWxD)	mm (in)	823(32.4) x 240(94) x 178(7)
Net Weight (antenna)	kg (lb)	4.3 (9.4)
Net Weight (mount)	kg (lb)	1.4 (3.1)
Shipping Weight	kg (lb)	5.7 (12.5)
Connector Type (Female)	-	N Type
Connector Quantity	-	2
Connector Position	-	Bottom
Windload Frontal (at Rated Wind Speed: 150km/h)	N (lbf)	130 (30)
Windload Lateral (at Rated Wind Speed: 150km/h)	N (lbf)	80 (18)
Survival Wind Speed	km/h (mph)	200 (125)
Radome Material	-	UV-Stabilised PVC
Radome Colour	RAL	7035
Product Compliance Environmental	-	RoHS
Lightning Protection	-	DC Grounded
Cold Temperature Survival	°C (°F)	-40 (-40)
Hot Temperature Survival	°C (°F)	70 (158)

Mechanical Illustration

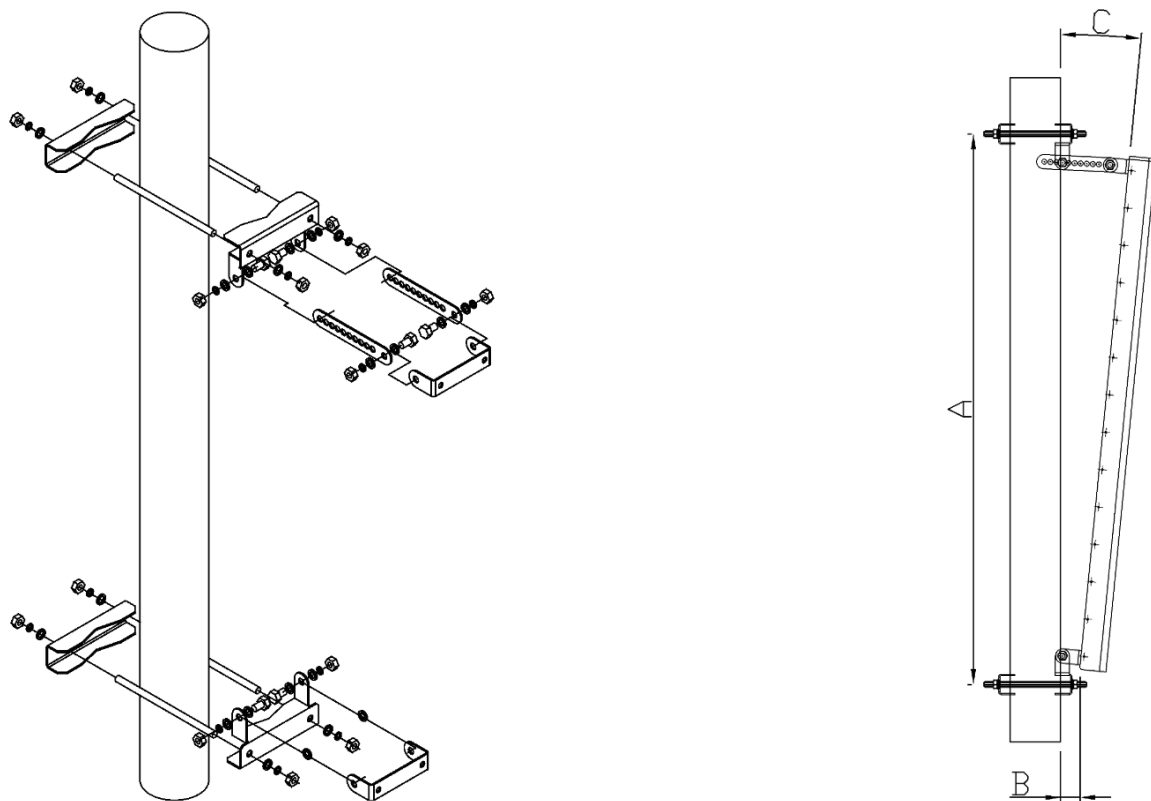
All measurements are in mm (in)



TECHNICAL SPECIFICATION

Mounting Bracket Kit

CL-V-102 Mount Kit M8 2.0mm (Mount Kit included with antenna)



Mounting Kit Tilt Range	Mounting Kit Material	Mounting Kit Pole Diameter
0° to 10°	Stainless Steel	50mm-115mm (2" to 4.5")

ORDERING INFO

AW3014-T0-N Zero Degrees Fixed Tilt with N Type Connectors
 AW3014-T4-N Four Degrees Fixed Tilt with N Type Connectors

Enquiries

Ireland

Ashgrove Business Centre,
 Ballybrittas, Portlaoise, Ireland
 Post code: R32 D0A
sales@alphawireless.com
 +353 57 86 33847

USA

11322 W 79th St, Lenexa, KS
 66214, USA
sales@alphawireless.com
 +1 913 279 0008

Alpha Wireless



DISCLAIMER

The information in this document is provided solely regarding Alpha Wireless products. The information is not a guarantee of performance or characteristics. Alpha Wireless reserves the right to modify, change, amend, improve or make corrections to this document and its products, at any time and its sole discretion without prior written consent or notice. No license to any intellectual property rights is granted or implied under this document. Alpha Wireless disclaims warranties and liabilities of any kind including non-infringement of intellectual property rights of any third party.

© Alpha Wireless Limited 2014