



## Quickstart Guide

## Audioengine B1 Premium Bluetooth® Music Receiver

### Introduction

Welcome to the Audioengine family and congratulations on your purchase of the Audioengine B1 Premium Bluetooth® Music Receiver!

The Audioengine team is dedicated to bringing you the highest-quality listening experience possible and the Audioengine B1 was designed with the same attention to detail and operational simplicity as all other Audioengine products. Our goal is to get you to your music as simply as possible without all the “gadget tinkering” many other products require. As with our other past efforts we thank our customers, distributors and resellers for the inspiration to create another great product.

### What’s in the box

B1 Receiver  
RCA audio cable (3ft/1m)  
Power supply with detachable power cable  
Microfiber bag  
Quickstart guide

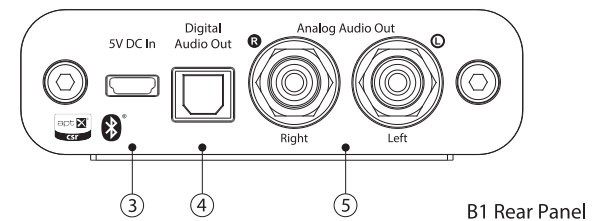
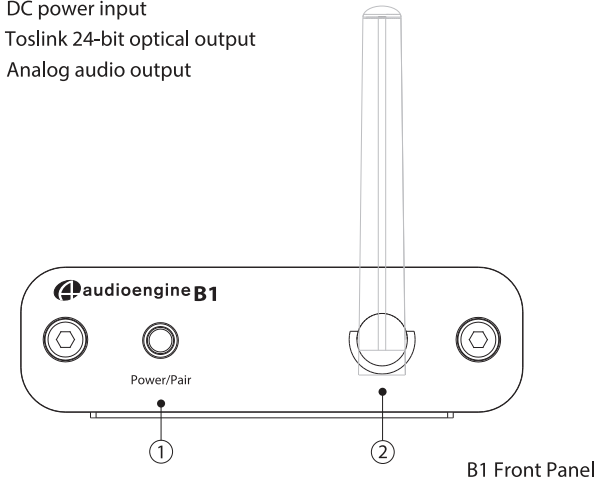
### Features

Easy setup, connects in seconds  
Plug-n-play, no software to install  
Superior sound and extended range  
Streams audio from any Bluetooth®-enabled media player

### Overview

The B1 streams high-quality audio from your Bluetooth®-enabled smartphone, computer, or tablet to any music system or powered speakers. B1 easily integrates into your existing system and will wirelessly transfer music from your library or any streaming app. Experience stunning audio quality with aptX® and built-in 24-bit upsampling DAC.

- ① Bluetooth and power indicator
- ② Antenna
- ③ DC power input
- ④ Toslink 24-bit optical output
- ⑤ Analog audio output



### Quick Setup

Setup and pairing is really easy. The following instructions will help you connect B1 to your music system and pair with your tablet, computer, or smartphone.

- Step 1:** Connect audio cables from the B1 rear panel to your music system audio input.
- Step 2:** Connect the power adapter to B1 with the included power cable and plug the power adapter into an AC outlet.

B1 will automatically go into pair mode and the Pair button on the B1 front panel should be flashing.

- Step 3:** On your device, turn on Bluetooth and go to Bluetooth preferences.
- Step 4:** Select “Audioengine B1” to pair and connect.

The Pair indicator on the B1 front panel should be solid.

- Step 5:** Play your music and adjust volume levels.

Repeat Steps 3 thru 5 to add additional devices. B1 can connect to only one device at a time, however it will remember up to six devices.

To disconnect B1 from a paired device and put B1 back into pair mode, press and hold the Pair button until the indicator begins flashing.

### Troubleshooting Tips

**B1 is connected but the Pair button does not light up.**

Verify that the B1 power adapter is connected to the B1 and plugged into a functioning AC outlet.

**My device will not pair with B1.**

Verify that Bluetooth on the device is turned on.  
Confirm that the B1 Pair button is blinking (in pair/discovery mode).  
Make sure your device is within range of B1.

**The B1 Pair light is solid, but I cannot connect my device.**

Make sure no other devices are connected. If so, either disconnect or turn off Bluetooth on the other devices or press and hold the B1 Pair button until it flashes, then try connecting.  
Try unpairing and re-pairing your device to the B1.  
Cycle B1 power by disconnecting and reconnecting the power cable.

**B1 pair light is solid and my device is connected but no audio output.**

Confirm that the B1 output is correctly connected to your audio system.  
Make sure the audio source is correctly selected on your music system (analog audio or digital optical input).  
Check the volume levels on your computer OS and player app.  
Try unpairing and re-pairing your device to the B1.  
Cycle B1 power by disconnecting and reconnecting the power cable.

**The volume output level from B1 seems low.**

Check the volume levels on your computer OS and player app.  
Also check the volume level on your powered speakers or stereo system.

### Troubleshooting Tips (cont’d)

**The sound quality is poor and/or audio is cutting out.**

Move B1 or your device away from cordless phones, routers, microwave ovens, or other Bluetooth devices.  
Try moving your device closer to B1.  
Try another location.  
Turn off your device’s Wi-Fi.  
Try unpairing and re-pairing your device to the B1.  
Unplug power from B1 and power back on.  
Check that your device’s OS is updated to the latest version.

**Only one channel plays music.**

Check the cables between B1 and your audio system.  
Check your music player app and/or OS audio controls to ensure that the audio balance is centered.

More product information and setup tips can be found on our website:  
[audioengineusa.com](http://audioengineusa.com)

If you have any questions or feel you may need service, contact us via email: [support@audioengineusa.com](mailto:support@audioengineusa.com)  
or call toll-free in the United States: **(877) 853-4447**

### Break-In Period

B1 will sound great out of the box and will get better over time. However, give it 40 to 50 hours break-in time before doing any critical listening.

Tech Stuff

Supports all Bluetooth-enabled devices  
Integrates into any audio system with stereo audio inputs  
High-fidelity Bluetooth® with aptX® transmission and extended range  
Includes built-in AKM AK4396 DAC for 24-bit upsampled playback  
High-quality aluminum case with audiophile-grade connectors  
Analog and optical outputs

Specifications

Model No.	B1
Inputs	Bluetooth
Outputs	RCA stereo, optical (SPDIF)
Full-scale output	2.0V RMS
Output impedance	57 ohms
Frequency response	10Hz - 20kHz (+/-0.5dB)
SNR (DC to 20 kHz)	>100dB
THD+N	(1 kHz FS 96 kS/s) <0.02%
Crosstalk	>-86dB
Supported Bluetooth profiles	aptX, A2DP and AVRCP
Input power	5V, 200mA
D/A converter	AKM AK4396
Operation range	up to 100ft (30m) typical
Product dimensions	3.5 x4.0 x1"
Shipping weight	1.0lbs (0.5kg)
For additional specifications go to: <a href="http://audioengineusa.com">audioengineusa.com</a>	

Environmental Requirements

Operating temperature: 32° to 105°F (0°C to 40°C)  
Relative humidity: 5% to 95% non-condensing

Warranty Information

All Audioengine products have a 3-year Limited Warranty on parts and labor from date of purchase. The Limited Warranty applies only to Audioengine products purchased in the United States. Your warranty is automatic, so there is no need to register. For Limited Warranty coverage elsewhere, please contact your Audioengine dealer, reseller, or distributor.

What is covered

All defective parts or faulty workmanship.

What is not covered

The Audioengine Limited Warranty does not cover damage caused by accident, misuse, abuse, neglect, excessive moisture, lightning, power surges, other acts of nature, unauthorized product modification or repairs, or failure to follow the instructions outlined in this guide.

What we will do

We will repair or replace any defective parts, at our option, within a reasonable amount of time and free of charge any time during the warranty period. After service, we will be responsible for shipping the product back to you at our expense.

What we ask from you

You will be responsible for shipping charges to Audioengine or to an authorized dealer. We recommend you keep the original shipping materials to prevent shipping damage if service is needed. Audioengine cannot be responsible for any damages incurred during shipping due to poor packing, so please pack well and make sure to insure your shipment.

How to obtain Audioengine Warranty service

If you have any questions about your warranty coverage or you feel you may need service, email the Audioengine US Service Center: [support@audioengineusa.com](mailto:support@audioengineusa.com) or call toll-free in the US: (877) 853-4447

We will do everything we can to answer your questions and resolve any issues as quickly as possible.

Exclusive Remedy

This Limited Warranty is fully transferable provided the current owner furnishes the proof of purchase and that the serial number on the product is intact. THE MAXIMUM LIABILITY OF AUDIOENGINE SHALL NOT EXCEED THE ACTUAL PURCHASE PRICE PAID BY YOU FOR THE PRODUCT. IN NO EVENT SHALL AUDIOENGINE BE LIABLE FOR SPECIAL, INCIDENTAL, CONSEQUENTIAL OR INDIRECT DAMAGES.

Product Returns and Refunds


We sincerely hope you get as much enjoyment from our products as we've had creating them. However, should you have an issue or are not satisfied with any Audioengine product for any reason contact the reseller where you purchased your product or email us directly: [support@audioengineusa.com](mailto:support@audioengineusa.com) or call toll-free if in the US: (877) 853-4447

About Audioengine

Audioengine designs and builds innovative audio products with all your music in mind. Great sound, simple but elegant designs, high quality materials, and truly useful features are what Audioengine is about. We sincerely hope you get as much enjoyment from our products as we've had creating them!

Information for Users on Disposal of Old Equipment

[European Union]

 This symbol indicates that the electrical and electronic equipment should not be disposed as general household waste at its end-of-life. Instead, the product should be handed over to the applicable collection point for the recycling in accordance with your national legislation.

By disposing of this product correctly, you will help to conserve the environment and human health that could otherwise be caused by inappropriate waste handling of this product. For more information about collection point and recycling of this product, please contact your household waste disposal service or the shop where you purchased the product. Penalties may be applicable for incorrect disposal of this waste, in accordance with national legislation.

[Other Countries outside the European Union]

If you wish to dispose of this product, please do so in accordance with applicable national legislation or other rules in your country for the treatment of old electrical and electronic equipment.

FCC Part 15 Notice

This device complies with Part 15 of the FCC Rules. Operation is subject to the following two conditions:

- 1) This device may not cause harmful interference.
- 2) This device must accept any interference received, including interference that may cause undesired operation.

Changes or modifications not expressly approved by the party responsible for compliance could void the user's authority to operate the equipment.

FCC Part 15 Notice (cont'd)

This equipment has been tested and found to comply with the limits for a Class B digital device, pursuant to Part 15 of the FCC Rules. These limits are designed to provide reasonable protection against harmful interference in a residential installation.

This equipment generates, uses, and can radiate radio frequency energy and, if not installed and used in accordance with the instructions, may cause harmful interference to radio communications. However, there is no guarantee that interference will not occur in a particular installation. If this equipment does cause harmful interference to radio or television reception, which can be determined by turning the equipment off and on, the user is encouraged to try to correct the interference by one or more of the following measures:

Reorient or relocate the receiving antenna.

Increase the separation between the equipment and receiver.

Connect the equipment into an outlet on a circuit different from that to which the receiver is connected.

Consult the dealer or an experienced radio/TV technician for help.

Safety Instructions

This product is specially designed based on the full attention to safety; in order to make sure the accident-free operation, please abide the guidelines listed below:

- 1.Always position the unit on a stable and level surface. Unstable surface can cause the unit to topple and fall, resulting in possible damage or injury.
- 2.Do not drop, unpack, open, beat, curve, prink and burn the unit.
- 3.Avoid using the unit nearby basins or sinks where it may come in contact with water.

**WARNING:** Direct plug-in adapter is used as disconnect device, the disconnect device shall remain readily operable.

© 2014 Audioengine. All Rights Reserved.

Audioengine and Audioengine B1 are trademarks of Audioengine.

The Bluetooth name and the Bluetooth trademarks are owned by Bluetooth SIG, Inc. and are used by Audioengine under license.

The aptX® mark and logos are registered trademarks of CSR plc.

The Bluetooth® word mark and logos are registered trademarks owned by Bluetooth SIG, Inc.