
Section 5

Test Report

Part 1

TABLE OF CONTENTS

TEST EQUIPMENT LIST	2
RF POWER OUTPUT	4
Conducted RF Output Test Results	5
Conducted RF Power Output Plots	6
MODULATION CHARACTERISTICS (FCC)	11
Modulation Characteristics Test Results Summary	12
UNWANTED EMISSIONS (INDUSTRY CANADA)	22
Unwanted Emissions Test Results.....	24
OCCUPIED BANDWIDTH AND EMISSION BANDWIDTH	30
Occupied and Emission Bandwidth Test Results Summary	31
Occupied Bandwidth Spectrum Analyzer Plots.....	31

Test Equipment List

Test Equipment	Description
DUT	NextNet Wireless Residential Subscriber Unit Model No. RSU-2510-S Bd ID No. D151486 Revision B
Spectrum Analyzer	Agilent E4440A S/N: MY44022791 Calibrated: 05/30/2004 Calibration due: 05/30/2006
Attenuator/Coaxial Cable (all applicable tests except harmonic frequencies and peak conducted power)	Calibrated by user MCE/Weinschel Attenuator 30 dB, 10W Model: 37-30-34, S/N. BN 9845 Calibrated by user
Attenuator/Coaxial Cable (Peak conducted Power)	Calibrated by user Aeroflex/Weinschel Attenuator 30 dB, 10W Model: 23-30-34, S/N. BR3252 Calibrated by user
Filter/Attenuator Assembly (harmonic frequency test only)	High Pass Filter 4-18 GHz, P/N H04G18G2, S/N 89099 Microwave Circuits 10 dB/10W Attenuator, MCE/Weinschel Model: 23-20-34, S/N BT3845 Calibrated by user
Computer (NN282)	Dell Inspiron 4000 S/N: TW-09C748-12800-17Q-8612 Calibration not required
Ethernet Switch	D-Link Model: DSS-5+ 5 port 10/100Mbps S/N: B20544C017136 Calibration not required
Power Supply, LX (All Tests Except Frequency Stability)	OTE-17-13 13V, 1.3A S/N 5305
AC Power Source (Frequency Stability Test Only)	Instek APS-9501 S/N: EF844094 Calibrated with voltmeter listed below.
Digital Voltmeter	HP 34401A S/N: MY45001201 Calibrated: 4-9-2005 Calibration due: 4-9-2007

Test Equipment List (Cont'd)

Test Equipment	Description
Temperature Chamber	Test Equity (N) S/N 10616 1000 Series Temperature verified with thermocouple listed below
Temperature Sensor	Fluke 89 IV True RMS Multimeter S/N 75760541, with K-Type Thermocouple
Radiation Hazard Meter	General Microwave Corporation RAHAM Model 3 Calibrated: 10-20-2005 Calibration Due: 10-20-2007 Max DC output measured by Fluke 89 IV True RMS Multimeter, S/N 75760541

RF Power Output

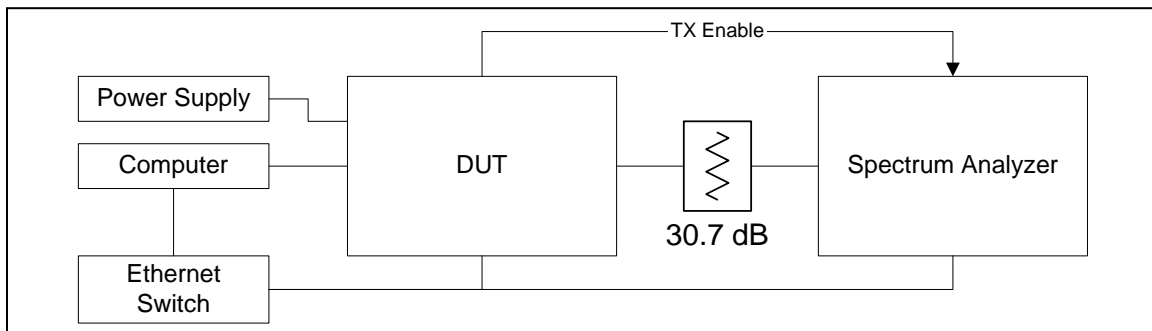
FCC Rules: 2.1046, 27.50(h)(2), 27.50(i)
IC Rules: RSS-193 clauses 3.2(f), 3.4, 4.3
SRSP-302.5 clause 5.3

FCC Requirement: < 2.0 watts transmitter output power
IC Requirement: < 10 watts conducted
< 8.3 dBW (6.7 W) in any 25 kHz bandwidth EIRP

Standard: TIA-603-C
TIA Standard, Land Mobile FM or PM Communications Equipment,
Measurement and Performance Standards

Test Procedure: The peak conducted RF output power is measured over an interval of continuous transmission using a spectrum analyzer that has been calibrated in terms of rms-equivalent voltage. The peak power was recorded by utilizing the power measurement function within the spectrum analyzer. The RF output of the transmitter is applied to an attenuator that is connected to the spectrum analyzer RF input port. The spectrum analyzer is time gated to only capture the RF transmission during the burst. The transmitter is enabled in test mode and set to the maximum power level available with the attached computer. The RF loss of the attenuator(s) and coax has been measured and is included in the spectrum analyzer offset level and is noted on the block diagram. Measurements are performed at three frequencies across the band and for each of the modulation formats available (4-, 16-, and 64-QAM) and channel bandwidths (5.5 and 6.0 MHz).

Test Conditions: Test Frequencies: 2499, 2593, 2687 MHz (5.5 and 6.0 MHz bandwidth)
Temperature = 25°C
Supply Voltage = 120 VAC / 60 Hz Nominal to DUT Power Supply



Conducted RF Power Test Setup

Conducted RF Output Test Results

Maximum (2 W) Power setting							
Freq (MHz)	Bandwidth (MHz)	4 QAM		16 QAM		64 QAM	
		(dBm)	(Watts)	(dBm)	(Watts)	(dBm)	(Watts)
2499	6.0	32.97	1.98	32.97	1.98	32.86	1.93
2593	6.0	32.44	1.75	32.37	1.73	32.47	1.77
2687	6.0	32.91	1.95	32.80	1.91	32.97	1.98
2499	5.5	32.92	1.96	32.86	1.93	32.89	1.95
2593	5.5	32.27	1.69	32.45	1.76	32.27	1.69
2687	5.5	32.82	1.91	32.80	1.91	32.82	1.91

Minimum (1 mW) Power setting							
Freq (MHz)	Bandwidth (MHz)	4 QAM		16 QAM		64 QAM	
		(dBm)	(Watts)	(dBm)	(Watts)	(dBm)	(Watts)
2499	6.0	0.63	0.0012	0.62	0.0012	0.59	0.0011
2593	6.0	-0.07	0.0010	-0.04	0.0010	-0.04	0.0010
2687	6.0	-0.57	0.0009	-0.57	0.0009	-0.57	0.0009
2499	5.5	0.64	0.0012	0.62	0.0012	0.63	0.0012
2593	5.5	-0.01	0.0010	-0.03	0.0010	-0.04	0.0010
2687	5.5	-0.54	0.0009	-0.54	0.0009	-0.54	0.0009

Test Conclusions

Vertically Polarized Antenna

The vertically polarized 4-element patch array antenna for the transmitting signal has 13 dBi of gain. Therefore the maximum radiated transmit power (EIRP) is as follows:

14.29 % maximum Transmit duty cycle		
	5.5 MHz Channel	6.0 MHz Channel
Pmax EIRP=	Ptx + G(antenna)	Ptx + G(antenna)
Pmax EIRP=	33 dBm + 13 dBi = 46 dBm	33 dBm + 13 dBi = 46 dBm
Pmax EIRP=	39.8 Watts EIRP / 4.96 MHz	39.8 Watts EIRP / 5.48 MHz
Pmax EIRP=	8.0242 uWatts EIRP / Hz	7.2628 uWatts EIRP / Hz
Pmax EIRP=	0.2006 Watts EIRP / 25 kHz	0.1816 Watts EIRP / 25 kHz
Pmax EIRP=	-6.98 dBW / 25 kHz	-7.41 dBW / 25 kHz

Both channel bandwidth radiated power calculations indicate that the product is below the 8.3 dBW / 25 kHz EIRP power limit.

Pass: Transmitted power output requirement with vertically polarized antenna.

Horizontally Polarized Antenna

The horizontally polarized 4-element patch array antenna for the transmitting signal has 12.2 dBi of gain. Therefore the maximum transmitting power (EIRP) is as follows:

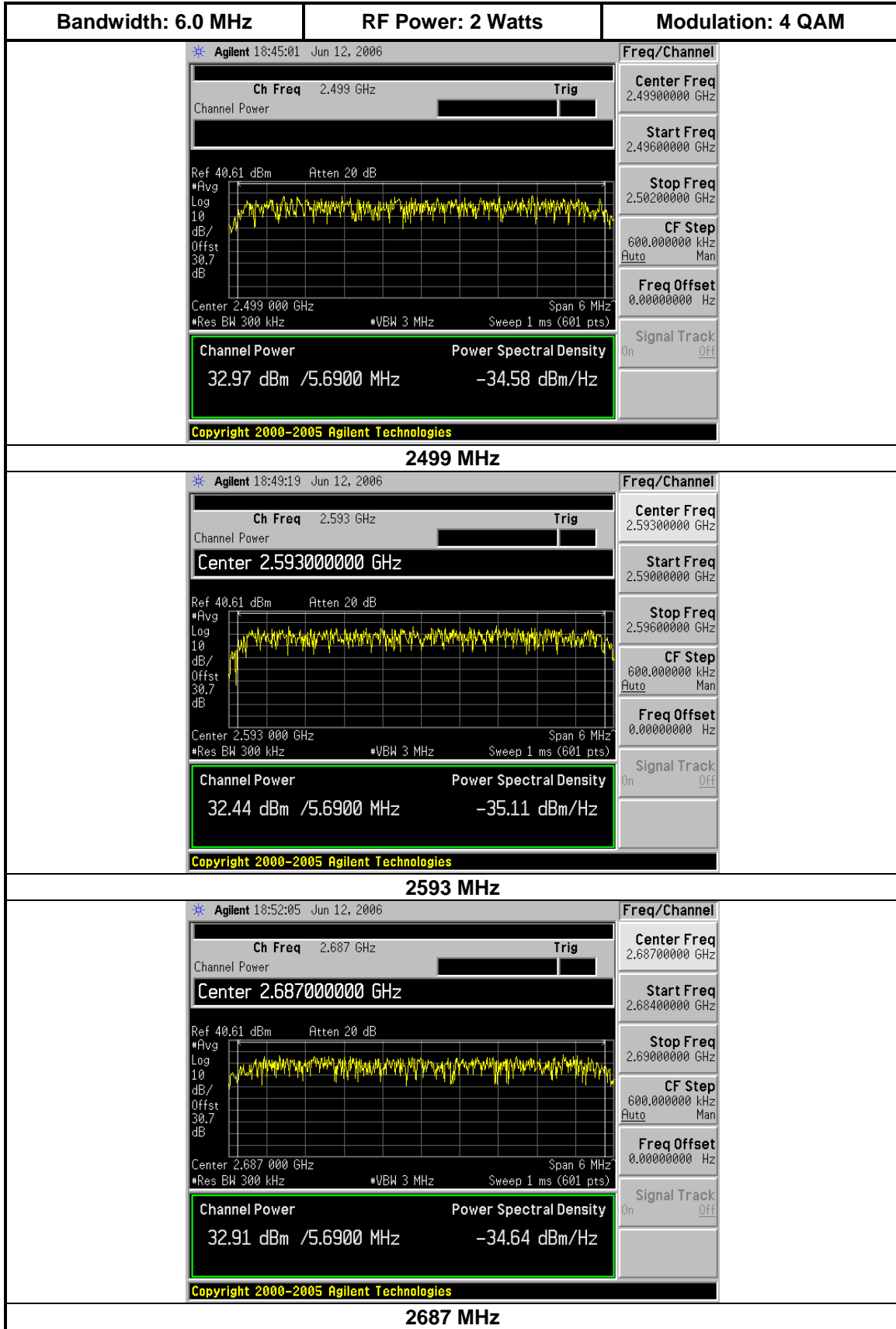
14.29 % maximum Transmit duty cycle		
	5.5 MHz Channel	6.0 MHz Channel
Pmax EIRP=	Ptx + G(antenna)	Ptx + G(antenna)
Pmax EIRP=	33 dBm + 12.2 dBi = 45.2 dBm	33 dBm + 12.2 dBi = 45.2 dBm
Pmax EIRP=	33.1 Watts EIRP / 4.96 MHz	33.1 Watts EIRP / 5.48 MHz
Pmax EIRP=	6.6734 uWatts EIRP / Hz	6.0401 uWatts EIRP / Hz
Pmax EIRP=	0.1668 Watts EIRP / 25 kHz	0.1510 Watts EIRP / 25 kHz
Pmax EIRP=	-7.777 dBW / 25 kHz	-8.210 dBW / 25 kHz

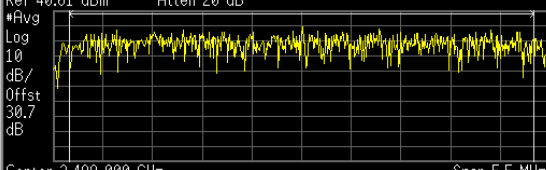
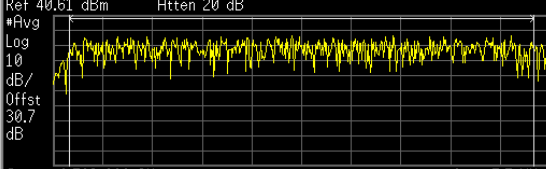
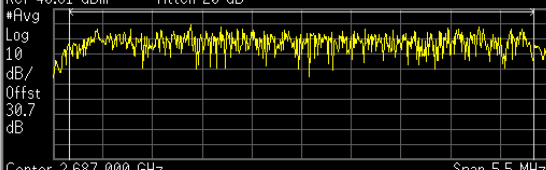
Both channel bandwidth radiated power calculations indicate that the product is below the 8.3 dBW / 25 kHz EIRP power limit.

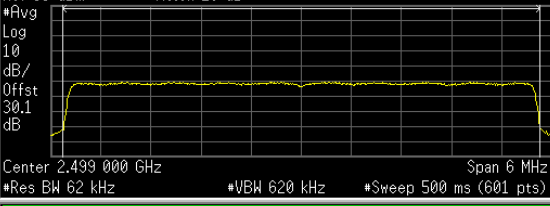
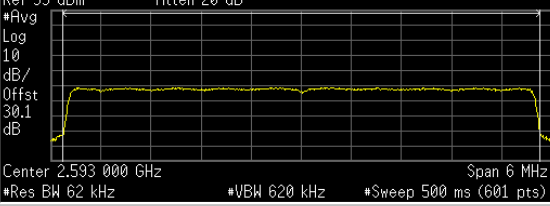
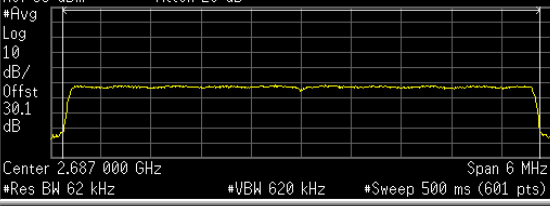
Pass: Transmitted power output requirement with horizontally polarized antenna.

Conducted RF Power Output Plots

NOTE: The following are spectrum analyzer plots of the 4 QAM data in the preceding tables. The plots for the 16 and 64 QAM modulation levels are similar and are located in the Appendix.



Bandwidth: 5.5 MHz	RF Power: 2 Watts	Modulation: 4 QAM
<div style="display: flex; justify-content: space-between;"> <div style="width: 60%;"> <p>Agilent 18:30:31 Jun 12, 2006</p> <p>Ch Freq 2.499 GHz Trig</p> <p>Channel Power</p> <p>RBW 300.0 kHz</p> <p>Ref 40.61 dBm Atten 20 dB</p>  <p>Center 2.499 000 GHz Span 5.5 MHz Res BW 300 kHz VBW 3 MHz Sweep 1 ms (601 pts)</p> <p>Channel Power 32.92 dBm /5.1400 MHz Power Spectral Density -34.19 dBm/Hz</p> <p>Copyright 2000-2005 Agilent Technologies</p> </div> <div style="width: 35%;"> <p>BW/Avg</p> <p>Res BW 300.0 kHz Man</p> <p>Video BW 3.0 MHz Man</p> <p>VBW/RBW 1.00000 Auto Man</p> <p>Average 10 On Off</p> <p>Avg/VBW Type Pwr (RMS) Auto Man</p> <p>Span/RBW 106 Auto Man</p> </div> </div>		
2499 MHz		
<div style="display: flex; justify-content: space-between;"> <div style="width: 60%;"> <p>Agilent 18:39:53 Jun 12, 2006</p> <p>Ch Freq 2.593 GHz Trig</p> <p>Channel Power</p> <p>Center 2.593000000 GHz</p> <p>Ref 40.61 dBm Atten 20 dB</p>  <p>Center 2.593 000 GHz Span 5.5 MHz Res BW 300 kHz VBW 3 MHz Sweep 1 ms (601 pts)</p> <p>Channel Power 32.27 dBm /5.1400 MHz Power Spectral Density -34.84 dBm/Hz</p> <p>Copyright 2000-2005 Agilent Technologies</p> </div> <div style="width: 35%;"> <p>Freq/Channel</p> <p>Center Freq 2.59300000 GHz</p> <p>Start Freq 2.59025000 GHz</p> <p>Stop Freq 2.59575000 GHz</p> <p>CF Step 550.000000 kHz Auto Man</p> <p>Freq Offset 0.00000000 Hz</p> <p>Signal Track 0n Off</p> </div> </div>		
2593 MHz		
<div style="display: flex; justify-content: space-between;"> <div style="width: 60%;"> <p>Agilent 18:37:11 Jun 12, 2006</p> <p>Ch Freq 2.687 GHz Trig</p> <p>Channel Power</p> <p>Center 2.687000000 GHz</p> <p>Ref 40.61 dBm Atten 20 dB</p>  <p>Center 2.687 000 GHz Span 5.5 MHz Res BW 300 kHz VBW 3 MHz Sweep 1 ms (601 pts)</p> <p>Channel Power 32.82 dBm /5.1400 MHz Power Spectral Density -34.29 dBm/Hz</p> <p>Copyright 2000-2005 Agilent Technologies</p> </div> <div style="width: 35%;"> <p>Freq/Channel</p> <p>Center Freq 2.68700000 GHz</p> <p>Start Freq 2.68425000 GHz</p> <p>Stop Freq 2.68975000 GHz</p> <p>CF Step 550.000000 kHz Auto Man</p> <p>Freq Offset 0.00000000 Hz</p> <p>Signal Track 0n Off</p> </div> </div>		
2687 MHz		

Bandwidth: 6.0 MHz	RF Power: 1 Milliwatt	Modulation: 4 QAM
<div style="display: flex; justify-content: space-between;"> <div style="width: 60%;"> <p>Agilent 09:04:51 Mar 27, 2006</p> <p>Ch Freq 2.499 GHz Trig</p> <p>Channel Power</p> <p>Center 2.499000000 GHz</p> <p>Ref 33 dBm Atten 20 dB</p>  <p>Center 2.499 000 GHz Span 6 MHz #Res BW 62 kHz #VBW 620 kHz #Sweep 500 ms (601 pts)</p> <p>Channel Power Power Spectral Density 0.63 dBm /5.6900 MHz -66.92 dBm/Hz</p> <p>Copyright 2000-2004 Agilent Technologies</p> </div> <div style="width: 35%; border-left: 1px solid black; padding-left: 5px;"> <p>Freq/Channel</p> <p>Center Freq 2.49900000 GHz</p> <p>Start Freq 2.49600000 GHz</p> <p>Stop Freq 2.50200000 GHz</p> <p>CF Step 94.0000000 MHz Auto Man</p> <p>Freq Offset 0.00000000 Hz</p> <p>Signal Track On Off</p> </div> </div>		
2499 MHz		
<div style="display: flex; justify-content: space-between;"> <div style="width: 60%;"> <p>Agilent 09:08:30 Mar 27, 2006</p> <p>Ch Freq 2.593 GHz Trig</p> <p>Channel Power</p> <p>Center 2.593000000 GHz</p> <p>Ref 33 dBm Atten 20 dB</p>  <p>Center 2.593 000 GHz Span 6 MHz #Res BW 62 kHz #VBW 620 kHz #Sweep 500 ms (601 pts)</p> <p>Channel Power Power Spectral Density -0.07 dBm /5.6900 MHz -67.62 dBm/Hz</p> <p>Copyright 2000-2004 Agilent Technologies</p> </div> <div style="width: 35%; border-left: 1px solid black; padding-left: 5px;"> <p>Freq/Channel</p> <p>Center Freq 2.59300000 GHz</p> <p>Start Freq 2.59000000 GHz</p> <p>Stop Freq 2.59600000 GHz</p> <p>CF Step 94.0000000 MHz Auto Man</p> <p>Freq Offset 0.00000000 Hz</p> <p>Signal Track On Off</p> </div> </div>		
2593 MHz		
<div style="display: flex; justify-content: space-between;"> <div style="width: 60%;"> <p>Agilent 09:10:12 Mar 27, 2006</p> <p>Ch Freq 2.687 GHz Trig</p> <p>Channel Power</p> <p>Center 2.687000000 GHz</p> <p>Ref 33 dBm Atten 20 dB</p>  <p>Center 2.687 000 GHz Span 6 MHz #Res BW 62 kHz #VBW 620 kHz #Sweep 500 ms (601 pts)</p> <p>Channel Power Power Spectral Density -0.57 dBm /5.6900 MHz -68.12 dBm/Hz</p> <p>Copyright 2000-2004 Agilent Technologies</p> </div> <div style="width: 35%; border-left: 1px solid black; padding-left: 5px;"> <p>Freq/Channel</p> <p>Center Freq 2.68700000 GHz</p> <p>Start Freq 2.68400000 GHz</p> <p>Stop Freq 2.69000000 GHz</p> <p>CF Step 94.0000000 MHz Auto Man</p> <p>Freq Offset 0.00000000 Hz</p> <p>Signal Track On Off</p> </div> </div>		
2687 MHz		

Bandwidth: 5.5 MHz	RF Power: 1 Milliwatt	Modulation: 4 QAM
<div style="display: flex; justify-content: space-between;"> <div style="width: 60%;"> <p>Agilent 09:13:28 Mar 27, 2006</p> <p>Ch Freq 2.499 GHz Trig</p> <p>Channel Power</p> <p>Channel Power: 0.64 dBm /5.1400 MHz Power Spectral Density: -66.47 dBm/Hz</p> <p>Copyright 2000-2004 Agilent Technologies</p> </div> <div style="width: 35%;"> <p>Freq/Channel</p> <p>Center Freq: 2.49900000 GHz</p> <p>Start Freq: 2.49625000 GHz</p> <p>Stop Freq: 2.50175000 GHz</p> <p>CF Step: 94.0000000 MHz (Auto/Man)</p> <p>Freq Offset: 0.00000000 Hz</p> <p>Signal Track: On/Off</p> </div> </div>		
2499 MHz		
<div style="display: flex; justify-content: space-between;"> <div style="width: 60%;"> <p>Agilent 09:15:39 Mar 27, 2006</p> <p>Ch Freq 2.593 GHz Trig</p> <p>Channel Power</p> <p>Center 2.593000000 GHz</p> <p>Channel Power: -0.01 dBm /5.1400 MHz Power Spectral Density: -67.12 dBm/Hz</p> <p>Copyright 2000-2004 Agilent Technologies</p> </div> <div style="width: 35%;"> <p>Freq/Channel</p> <p>Center Freq: 2.59300000 GHz</p> <p>Start Freq: 2.59025000 GHz</p> <p>Stop Freq: 2.59575000 GHz</p> <p>CF Step: 94.0000000 MHz (Auto/Man)</p> <p>Freq Offset: 0.00000000 Hz</p> <p>Signal Track: On/Off</p> </div> </div>		
2593 MHz		
<div style="display: flex; justify-content: space-between;"> <div style="width: 60%;"> <p>Agilent 09:17:01 Mar 27, 2006</p> <p>Ch Freq 2.687 GHz Trig</p> <p>Channel Power</p> <p>Channel Power: -0.54 dBm /5.1400 MHz Power Spectral Density: -67.65 dBm/Hz</p> <p>Copyright 2000-2004 Agilent Technologies</p> </div> <div style="width: 35%;"> <p>Freq/Channel</p> <p>Center Freq: 2.68700000 GHz</p> <p>Start Freq: 2.68425000 GHz</p> <p>Stop Freq: 2.68975000 GHz</p> <p>CF Step: 94.0000000 MHz (Auto/Man)</p> <p>Freq Offset: 0.00000000 Hz</p> <p>Signal Track: On/Off</p> </div> </div>		
2687 MHz		

Modulation Characteristics (FCC)

FCC Rules: 2.1047(d), 27.53(l)(2), 27.53(l)(6)

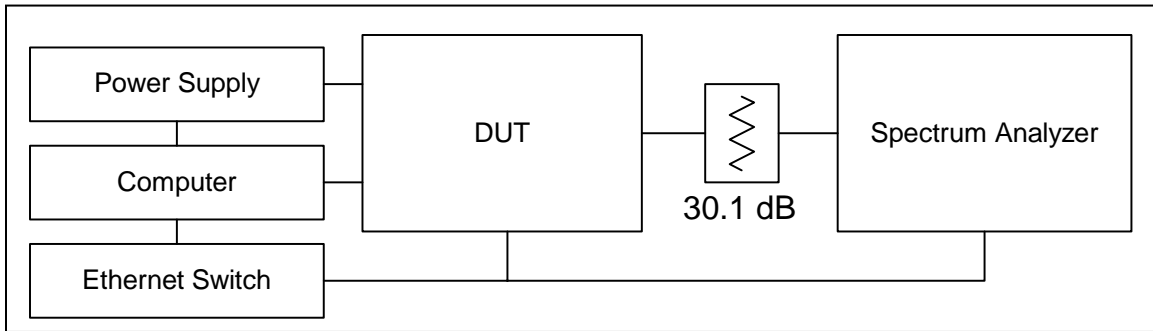
FCC requirement: Temporary Fixed
Attenuation at band edge = $43 + 10 \cdot \log(P)$, $P = 2$ watts
Attenuation at band edge = $43 + 10 \cdot \log(2) = 43 + 3$
Attenuation at band edge = 46 dB (equates to -13 dBm)

Standard: 47CFR27.53(l)(3)

Test Procedure: The Orthogonal Frequency Division Multiplexing (OFDM) modulated Time Division Duplex (TDD) RF signal from the test unit is applied to a spectrum analyzer. An RMS detector is used to measure the average power of the transmission. As allowed per the FCC rules, a measurement bandwidth of 1% or greater was used for the test. The emission power is measured with the power measurement function of the spectrum analyzer. This function integrates all of the energy contained within the 1 MHz span of spectrum being measured. The resolution bandwidth used for each test is noted in the data measurement table. The video bandwidth is set to 10 times the resolution bandwidth.

The transmitter is enabled in test mode with the attached computer. The RF loss of the attenuators and coax was measured and is included in the spectrum analyzer amplitude offset and is noted in the block diagram which follows. Measurements are performed at frequencies across the band, for each of the modulation formats available (4-, 16-, and 64-QAM) and channel bandwidths (5.5 and 6.0 MHz). Data is collected by incrementing the spectrum analyzer in 1 MHz steps and recording the power in the 1 MHz of spectrum being measured. The test frequencies of 2499 and 2593 MHz were chosen because they are at the low and mid band points, and 2687 near the high end of the band was chosen partly for convenience since it allows the same increment (94 MHz) between test channels.

Test Conditions: Test Frequencies: 2499, 2593, 2687 MHz (5.5 and 6.0 MHz bandwidth)
Temperature = 25 °C
Supply Voltage = 120 VAC / 60 Hz Nominal to DUT Power Supply



Modulation Characteristics Test Setup

Modulation Characteristics Test Results Summary

Pass modulation characteristics across frequency band and modulation format.

2499 MHz, 6.0 MHz, 2W Channel, 4-QAM

	Channel Center Freq (MHz)		2499		3/27/2006			
	Channel BW (MHz)		6		13 VDC Nom			
	Channel Bandedge - Low (MHz)		2496		4-QAM			
	Channel Bandedge - High (MHz)		2502					
Resolution Bandwidth (kHz)		1 MHz Band Center Freq (MHz)	1 MHz Band Low Freq (MHz)	1 MHz Band High Freq (MHz)	Emission Power in 1 MHz BW (dBm)	Spec (dBm/MHz)	Margin (dB)	Result
62	- 10 MHz bin	2486.5	2486	2487	-38.81002	-13	-25.81	Complies
	- 9 MHz bin	2487.5	2487	2488	-37.57182	-13	-24.57	Complies
	- 8 MHz bin	2488.5	2488	2489	-35.97115	-13	-22.97	Complies
	- 7 MHz bin	2489.5	2489	2490	-34.0816	-13	-21.08	Complies
	- 6 MHz bin	2490.5	2490	2491	-31.49634	-13	-18.50	Complies
	- 5 MHz bin	2491.5	2491	2492	-26.66169	-13	-13.66	Complies
	- 4 MHz bin	2492.5	2492	2493	-22.14207	-13	-9.14	Complies
	- 3 MHz bin	2493.5	2493	2494	-19.03855	-13	-6.04	Complies
	- 2 MHz bin	2494.5	2494	2495	-16.84289	-13	-3.84	Complies
	- 1 MHz bin	2495.5	2495	2496	-14.89138	-13	-1.89	Complies
	+ 1 MHz bin	2502.5	2502	2503	-14.43837	-13	-1.44	Complies
	+ 2 MHz bin	2503.5	2503	2504	-16.48469	-13	-3.48	Complies
	+ 3 MHz bin	2504.5	2504	2505	-18.86413	-13	-5.86	Complies
	+ 4 MHz bin	2505.5	2505	2506	-22.20107	-13	-9.20	Complies
	+ 5 MHz bin	2506.5	2506	2507	-26.626	-13	-13.63	Complies
	+ 6 MHz bin	2507.5	2507	2508	-31.05655	-13	-18.06	Complies
	+ 7 MHz bin	2508.5	2508	2509	-33.14346	-13	-20.14	Complies
+ 8 MHz bin	2509.5	2509	2510	-35.20872	-13	-22.21	Complies	
+ 9 MHz bin	2510.5	2510	2511	-37.33651	-13	-24.34	Complies	
+ 10 MHz bin	2511.5	2511	2512	-38.85981	-13	-25.86	Complies	

2499 MHz, 6.0 MHz, 2W Channel, 16-QAM

	Channel Center Freq (MHz)		2499		3/27/2006			
	Channel BW (MHz)		6		13 VDC Nom			
	Channel Bandedge - Low (MHz)		2496		16-QAM			
	Channel Bandedge - High (MHz)		2502					
Resolution Bandwidth (kHz)		1 MHz Band Center Freq (MHz)	1 MHz Band Low Freq (MHz)	1 MHz Band High Freq (MHz)	Emission Power in 1 MHz BW (dBm)	Spec (dBm/MHz)	Margin (dB)	Result
62	- 10 MHz bin	2486.5	2486	2487	-38.72068	-13	-25.72	Complies
	- 9 MHz bin	2487.5	2487	2488	-37.66543	-13	-24.67	Complies
	- 8 MHz bin	2488.5	2488	2489	-35.88428	-13	-22.88	Complies
	- 7 MHz bin	2489.5	2489	2490	-33.86002	-13	-20.86	Complies
	- 6 MHz bin	2490.5	2490	2491	-31.70878	-13	-18.71	Complies
	- 5 MHz bin	2491.5	2491	2492	-26.64303	-13	-13.64	Complies
	- 4 MHz bin	2492.5	2492	2493	-22.22042	-13	-9.22	Complies
	- 3 MHz bin	2493.5	2493	2494	-19.0716	-13	-6.07	Complies
	- 2 MHz bin	2494.5	2494	2495	-16.75259	-13	-3.75	Complies
	- 1 MHz bin	2495.5	2495	2496	-14.85371	-13	-1.85	Complies
	+ 1 MHz bin	2502.5	2502	2503	-14.26779	-13	-1.27	Complies
	+ 2 MHz bin	2503.5	2503	2504	-16.57045	-13	-3.57	Complies
	+ 3 MHz bin	2504.5	2504	2505	-18.97049	-13	-5.97	Complies
	+ 4 MHz bin	2505.5	2505	2506	-22.11249	-13	-9.11	Complies
	+ 5 MHz bin	2506.5	2506	2507	-26.65575	-13	-13.66	Complies
	+ 6 MHz bin	2507.5	2507	2508	-31.03136	-13	-18.03	Complies
	+ 7 MHz bin	2508.5	2508	2509	-33.2492	-13	-20.25	Complies
+ 8 MHz bin	2509.5	2509	2510	-35.36343	-13	-22.36	Complies	
+ 9 MHz bin	2510.5	2510	2511	-37.28691	-13	-24.29	Complies	
+ 10 MHz bin	2511.5	2511	2512	-38.94218	-13	-25.94	Complies	

2499 MHz, 6.0 MHz, 2W Channel, 64-QAM

	Channel Center Freq (MHz)		2499			3/27/2006		
	Channel BW (MHz)		6			13 VDC Nom		
	Channel Bandedge - Low (MHz)		2496			64-QAM		
	Channel Bandedge - High (MHz)		2502					
Resolution Bandwidth (kHz)		1 MHz Band Center Freq (MHz)	1 MHz Band Low Freq (MHz)	1 MHz Band High Freq (MHz)	Emission Power in 1 MHz BW (dBm)	Spec (dBm/MHz)	Margin (dB)	Result
62	- 10 MHz bin	2486.5	2486	2487	-38.86529	-13	-25.87	Complies
	- 9 MHz bin	2487.5	2487	2488	-37.55859	-13	-24.56	Complies
	- 8 MHz bin	2488.5	2488	2489	-35.97031	-13	-22.97	Complies
	- 7 MHz bin	2489.5	2489	2490	-34.09784	-13	-21.10	Complies
	- 6 MHz bin	2490.5	2490	2491	-31.75933	-13	-18.76	Complies
	- 5 MHz bin	2491.5	2491	2492	-26.67845	-13	-13.68	Complies
	- 4 MHz bin	2492.5	2492	2493	-22.16483	-13	-9.16	Complies
	- 3 MHz bin	2493.5	2493	2494	-19.13022	-13	-6.13	Complies
	- 2 MHz bin	2494.5	2494	2495	-16.76456	-13	-3.76	Complies
	- 1 MHz bin	2495.5	2495	2496	-14.89236	-13	-1.89	Complies
	+ 1 MHz bin	2502.5	2502	2503	-14.40107	-13	-1.40	Complies
	+ 2 MHz bin	2503.5	2503	2504	-16.48017	-13	-3.48	Complies
	+ 3 MHz bin	2504.5	2504	2505	-18.93909	-13	-5.94	Complies
	+ 4 MHz bin	2505.5	2505	2506	-22.00916	-13	-9.01	Complies
	+ 5 MHz bin	2506.5	2506	2507	-26.51307	-13	-13.51	Complies
	+ 6 MHz bin	2507.5	2507	2508	-31.12594	-13	-18.13	Complies
	+ 7 MHz bin	2508.5	2508	2509	-33.23447	-13	-20.23	Complies
	+ 8 MHz bin	2509.5	2509	2510	-35.15987	-13	-22.16	Complies
	+ 9 MHz bin	2510.5	2510	2511	-37.20601	-13	-24.21	Complies
	+ 10 MHz bin	2511.5	2511	2512	-38.91203	-13	-25.91	Complies

2499 MHz, 5.5 MHz, 2W Channel, 4-QAM

	Channel Center Freq (MHz)		2499			3/27/2006		
	Channel BW (MHz)		5.5			13 VDC Nom		
	Channel Bandedge - Low (MHz)		2496.25			4-QAM		
	Channel Bandedge - High (MHz)		2501.75					
Resolution Bandwidth (kHz)		1 MHz Band Center Freq (MHz)	1 MHz Band Low Freq (MHz)	1 MHz Band High Freq (MHz)	Emission Power in 1 MHz BW (dBm)	Spec (dBm/MHz)	Margin (dB)	Result
56	- 10 MHz bin	2486.75	2486.25	2487.25	-39.46452	-13	-26.46	Complies
	- 9 MHz bin	2487.75	2487.25	2488.25	-38.10383	-13	-25.10	Complies
	- 8 MHz bin	2488.75	2488.25	2489.25	-36.7575	-13	-23.76	Complies
	- 7 MHz bin	2489.75	2489.25	2490.25	-34.85779	-13	-21.86	Complies
	- 6 MHz bin	2490.75	2490.25	2491.25	-32.37778	-13	-19.38	Complies
	- 5 MHz bin	2491.75	2491.25	2492.25	-28.74417	-13	-15.74	Complies
	- 4 MHz bin	2492.75	2492.25	2493.25	-23.26771	-13	-10.27	Complies
	- 3 MHz bin	2493.75	2493.25	2494.25	-19.48115	-13	-6.48	Complies
	- 2 MHz bin	2494.75	2494.25	2495.25	-16.70862	-13	-3.71	Complies
	- 1 MHz bin	2495.75	2495.25	2496.25	-14.7443	-13	-1.74	Complies
	+ 1 MHz bin	2502.25	2501.75	2502.75	-14.36652	-13	-1.37	Complies
	+ 2 MHz bin	2503.25	2502.75	2503.75	-16.34943	-13	-3.35	Complies
	+ 3 MHz bin	2504.25	2503.75	2504.75	-19.35727	-13	-6.36	Complies
	+ 4 MHz bin	2505.25	2504.75	2505.75	-23.29232	-13	-10.29	Complies
	+ 5 MHz bin	2506.25	2505.75	2506.75	-28.72249	-13	-15.72	Complies
	+ 6 MHz bin	2507.25	2506.75	2507.75	-31.83709	-13	-18.84	Complies
	+ 7 MHz bin	2508.25	2507.75	2508.75	-34.07612	-13	-21.08	Complies
	+ 8 MHz bin	2509.25	2508.75	2509.75	-36.34809	-13	-23.35	Complies
	+ 9 MHz bin	2510.25	2509.75	2510.75	-38.14083	-13	-25.14	Complies
	+ 10 MHz bin	2511.25	2510.75	2511.75	-39.80137	-13	-26.80	Complies

2499 MHz, 5.5 MHz, 2W Channel, 16-QAM

		Channel Center Freq (MHz)			2499	3/27/2006		
		Channel BW (MHz)			5.5	13 VDC Nom		
		Channel Bandedge - Low (MHz)			2496.25	16-QAM		
		Channel Bandedge - High (MHz)			2501.75			
Resolution Bandwidth (kHz)		1 MHz Band Center Freq (MHz)	1 MHz Band Low Freq (MHz)	1 MHz Band High Freq (MHz)	Emission Power in 1 MHz BW (dBm)	Spec (dBm/MHz)	Margin (dB)	Result
56	- 10 MHz bin	2486.75	2486.25	2487.25	-39.35	-13	-26.35	Complies
	- 9 MHz bin	2487.75	2487.25	2488.25	-38.28	-13	-25.28	Complies
	- 8 MHz bin	2488.75	2488.25	2489.25	-36.79	-13	-23.79	Complies
	- 7 MHz bin	2489.75	2489.25	2490.25	-34.97	-13	-21.97	Complies
	- 6 MHz bin	2490.75	2490.25	2491.25	-32.38	-13	-19.38	Complies
	- 5 MHz bin	2491.75	2491.25	2492.25	-28.95	-13	-15.95	Complies
	- 4 MHz bin	2492.75	2492.25	2493.25	-23.29	-13	-10.29	Complies
	- 3 MHz bin	2493.75	2493.25	2494.25	-19.57	-13	-6.57	Complies
	- 2 MHz bin	2494.75	2494.25	2495.25	-16.84	-13	-3.84	Complies
	- 1 MHz bin	2495.75	2495.25	2496.25	-14.87	-13	-1.87	Complies
	+ 1 MHz bin	2502.25	2501.75	2502.75	-14.40	-13	-1.40	Complies
	+ 2 MHz bin	2503.25	2502.75	2503.75	-16.65	-13	-3.65	Complies
	+ 3 MHz bin	2504.25	2503.75	2504.75	-19.36	-13	-6.36	Complies
	+ 4 MHz bin	2505.25	2504.75	2505.75	-23.27	-13	-10.27	Complies
	+ 5 MHz bin	2506.25	2505.75	2506.75	-28.52	-13	-15.52	Complies
	+ 6 MHz bin	2507.25	2506.75	2507.75	-31.85	-13	-18.85	Complies
	+ 7 MHz bin	2508.25	2507.75	2508.75	-34.17	-13	-21.17	Complies
	+ 8 MHz bin	2509.25	2508.75	2509.75	-36.22	-13	-23.22	Complies
	+ 9 MHz bin	2510.25	2509.75	2510.75	-38.18	-13	-25.18	Complies
	+ 10 MHz bin	2511.25	2510.75	2511.75	-39.78	-13	-26.78	Complies

2499 MHz, 5.5 MHz, 2W Channel, 64-QAM

		Channel Center Freq (MHz)			2499	3/27/2006		
		Channel BW (MHz)			5.5	13 VDC Nom		
		Channel Bandedge - Low (MHz)			2496.25	64-QAM		
		Channel Bandedge - High (MHz)			2501.75			
Resolution Bandwidth (kHz)		1 MHz Band Center Freq (MHz)	1 MHz Band Low Freq (MHz)	1 MHz Band High Freq (MHz)	Emission Power in 1 MHz BW (dBm)	Spec (dBm/MHz)	Margin (dB)	Result
56	- 10 MHz bin	2486.75	2486.25	2487.25	-39.48	-13	-26.48	Complies
	- 9 MHz bin	2487.75	2487.25	2488.25	-38.14	-13	-25.14	Complies
	- 8 MHz bin	2488.75	2488.25	2489.25	-36.79	-13	-23.79	Complies
	- 7 MHz bin	2489.75	2489.25	2490.25	-34.84	-13	-21.84	Complies
	- 6 MHz bin	2490.75	2490.25	2491.25	-32.58	-13	-19.58	Complies
	- 5 MHz bin	2491.75	2491.25	2492.25	-28.95	-13	-15.95	Complies
	- 4 MHz bin	2492.75	2492.25	2493.25	-23.20	-13	-10.20	Complies
	- 3 MHz bin	2493.75	2493.25	2494.25	-19.54	-13	-6.54	Complies
	- 2 MHz bin	2494.75	2494.25	2495.25	-16.82	-13	-3.82	Complies
	- 1 MHz bin	2495.75	2495.25	2496.25	-14.88	-13	-1.88	Complies
	+ 1 MHz bin	2502.25	2501.75	2502.75	-14.45	-13	-1.45	Complies
	+ 2 MHz bin	2503.25	2502.75	2503.75	-16.52	-13	-3.52	Complies
	+ 3 MHz bin	2504.25	2503.75	2504.75	-19.46	-13	-6.46	Complies
	+ 4 MHz bin	2505.25	2504.75	2505.75	-23.02	-13	-10.02	Complies
	+ 5 MHz bin	2506.25	2505.75	2506.75	-28.43	-13	-15.43	Complies
	+ 6 MHz bin	2507.25	2506.75	2507.75	-31.81	-13	-18.81	Complies
	+ 7 MHz bin	2508.25	2507.75	2508.75	-33.90	-13	-20.90	Complies
	+ 8 MHz bin	2509.25	2508.75	2509.75	-36.38	-13	-23.38	Complies
	+ 9 MHz bin	2510.25	2509.75	2510.75	-38.20	-13	-25.20	Complies
	+ 10 MHz bin	2511.25	2510.75	2511.75	-39.89	-13	-26.89	Complies

2593 MHz, 6.0 MHz, 2W Channel, 4-QAM

	Channel Center Freq (MHz)		2593		3/27/2006			
	Channel BW (MHz)		6		13 VDC Nom			
	Channel Bandedge - Low (MHz)		2590		4-QAM			
	Channel Bandedge - High (MHz)		2596					
Resolution Bandwidth (kHz)		1 MHz Band Center Freq (MHz)	1 MHz Band Low Freq (MHz)	1 MHz Band High Freq (MHz)	Emission Power in 1 MHz BW (dBm)	Spec (dBm/MHz)	Margin (dB)	Result
62	- 10 MHz bin	2580.5	2580	2581	-38.61618	-13	-25.62	Complies
	- 9 MHz bin	2581.5	2581	2582	-37.0703	-13	-24.07	Complies
	- 8 MHz bin	2582.5	2582	2583	-34.96725	-13	-21.97	Complies
	- 7 MHz bin	2583.5	2583	2584	-32.41474	-13	-19.41	Complies
	- 6 MHz bin	2584.5	2584	2585	-29.6685	-13	-16.67	Complies
	- 5 MHz bin	2585.5	2585	2586	-25.39358	-13	-12.39	Complies
	- 4 MHz bin	2586.5	2586	2587	-21.30928	-13	-8.31	Complies
	- 3 MHz bin	2587.5	2587	2588	-18.43536	-13	-5.44	Complies
	- 2 MHz bin	2588.5	2588	2589	-16.25353	-13	-3.25	Complies
	- 1 MHz bin	2589.5	2589	2590	-14.48638	-13	-1.49	Complies
	+ 1 MHz bin	2596.5	2596	2597	-14.85201	-13	-1.85	Complies
	+ 2 MHz bin	2597.5	2597	2598	-16.89238	-13	-3.89	Complies
	+ 3 MHz bin	2598.5	2598	2599	-18.85148	-13	-5.85	Complies
	+ 4 MHz bin	2599.5	2599	2600	-21.83571	-13	-8.84	Complies
	+ 5 MHz bin	2600.5	2600	2601	-25.32348	-13	-12.32	Complies
	+ 6 MHz bin	2601.5	2601	2602	-28.69357	-13	-15.69	Complies
	+ 7 MHz bin	2602.5	2602	2603	-30.6962	-13	-17.70	Complies
	+ 8 MHz bin	2603.5	2603	2604	-32.72421	-13	-19.72	Complies
	+ 9 MHz bin	2604.5	2604	2605	-34.63115	-13	-21.63	Complies
	+ 10 MHz bin	2605.5	2605	2606	-36.5602	-13	-23.56	Complies

2593 MHz, 6.0 MHz, 2W Channel, 16-QAM

	Channel Center Freq (MHz)		2593		3/27/2006			
	Channel BW (MHz)		6		13 VDC Nom			
	Channel Bandedge - Low (MHz)		2590		16-QAM			
	Channel Bandedge - High (MHz)		2596					
Resolution Bandwidth (kHz)		1 MHz Band Center Freq (MHz)	1 MHz Band Low Freq (MHz)	1 MHz Band High Freq (MHz)	Emission Power in 1 MHz BW (dBm)	Spec (dBm/MHz)	Margin (dB)	Result
62	- 10 MHz bin	2580.5	2580	2581	-38.67703	-13	-25.68	Complies
	- 9 MHz bin	2581.5	2581	2582	-37.28097	-13	-24.28	Complies
	- 8 MHz bin	2582.5	2582	2583	-35.03168	-13	-22.03	Complies
	- 7 MHz bin	2583.5	2583	2584	-32.32956	-13	-19.33	Complies
	- 6 MHz bin	2584.5	2584	2585	-29.82089	-13	-16.82	Complies
	- 5 MHz bin	2585.5	2585	2586	-25.42236	-13	-12.42	Complies
	- 4 MHz bin	2586.5	2586	2587	-21.32845	-13	-8.33	Complies
	- 3 MHz bin	2587.5	2587	2588	-18.3656	-13	-5.37	Complies
	- 2 MHz bin	2588.5	2588	2589	-16.30442	-13	-3.30	Complies
	- 1 MHz bin	2589.5	2589	2590	-14.33909	-13	-1.34	Complies
	+ 1 MHz bin	2596.5	2596	2597	-14.89292	-13	-1.89	Complies
	+ 2 MHz bin	2597.5	2597	2598	-16.82311	-13	-3.82	Complies
	+ 3 MHz bin	2598.5	2598	2599	-18.8347	-13	-5.83	Complies
	+ 4 MHz bin	2599.5	2599	2600	-21.68512	-13	-8.69	Complies
	+ 5 MHz bin	2600.5	2600	2601	-25.21053	-13	-12.21	Complies
	+ 6 MHz bin	2601.5	2601	2602	-28.51924	-13	-15.52	Complies
	+ 7 MHz bin	2602.5	2602	2603	-30.71991	-13	-17.72	Complies
	+ 8 MHz bin	2603.5	2603	2604	-32.62503	-13	-19.63	Complies
	+ 9 MHz bin	2604.5	2604	2605	-34.70676	-13	-21.71	Complies
	+ 10 MHz bin	2605.5	2605	2606	-36.58858	-13	-23.59	Complies

2593 MHz, 6.0 MHz, 2W Channel, 64-QAM

	Channel Center Freq (MHz)		2593			3/27/2006		
	Channel BW (MHz)		6			13 VDC Nom		
	Channel Bandedge - Low (MHz)		2590			64-QAM		
	Channel Bandedge - High (MHz)		2596					
Resolution Bandwidth (kHz)		1 MHz Band Center Freq (MHz)	1 MHz Band Low Freq (MHz)	1 MHz Band High Freq (MHz)	Emission Power in 1 MHz BW (dBm)	Spec (dBm/MHz)	Margin (dB)	Result
62	- 10 MHz bin	2580.5	2580	2581	-38.66765	-13	-25.67	Complies
	- 9 MHz bin	2581.5	2581	2582	-37.1307	-13	-24.13	Complies
	- 8 MHz bin	2582.5	2582	2583	-34.99313	-13	-21.99	Complies
	- 7 MHz bin	2583.5	2583	2584	-32.40117	-13	-19.40	Complies
	- 6 MHz bin	2584.5	2584	2585	-29.69296	-13	-16.69	Complies
	- 5 MHz bin	2585.5	2585	2586	-25.31017	-13	-12.31	Complies
	- 4 MHz bin	2586.5	2586	2587	-21.47171	-13	-8.47	Complies
	- 3 MHz bin	2587.5	2587	2588	-18.39181	-13	-5.39	Complies
	- 2 MHz bin	2588.5	2588	2589	-16.25056	-13	-3.25	Complies
	- 1 MHz bin	2589.5	2589	2590	-14.4505	-13	-1.45	Complies
	+ 1 MHz bin	2596.5	2596	2597	-14.8249	-13	-1.82	Complies
	+ 2 MHz bin	2597.5	2597	2598	-16.87464	-13	-3.87	Complies
	+ 3 MHz bin	2598.5	2598	2599	-18.96557	-13	-5.97	Complies
	+ 4 MHz bin	2599.5	2599	2600	-21.8348	-13	-8.83	Complies
	+ 5 MHz bin	2600.5	2600	2601	-25.34606	-13	-12.35	Complies
	+ 6 MHz bin	2601.5	2601	2602	-28.5445	-13	-15.54	Complies
	+ 7 MHz bin	2602.5	2602	2603	-30.6942	-13	-17.69	Complies
+ 8 MHz bin	2603.5	2603	2604	-32.65953	-13	-19.66	Complies	
+ 9 MHz bin	2604.5	2604	2605	-34.68277	-13	-21.68	Complies	
+ 10 MHz bin	2605.5	2605	2606	-36.69103	-13	-23.69	Complies	

2593 MHz, 5.5 MHz, 2W Channel, 4-QAM

	Channel Center Freq (MHz)		2593			3/27/2006		
	Channel BW (MHz)		5.5			13 VDC Nom		
	Channel Bandedge - Low (MHz)		2590.25			4-QAM		
	Channel Bandedge - High (MHz)		2595.75					
Resolution Bandwidth (kHz)		1 MHz Band Center Freq (MHz)	1 MHz Band Low Freq (MHz)	1 MHz Band High Freq (MHz)	Emission Power in 1 MHz BW (dBm)	Spec (dBm/MHz)	Margin (dB)	Result
56	- 10 MHz bin	2580.75	2580.25	2581.25	-39.22	-13	-26.22	Complies
	- 9 MHz bin	2581.75	2581.25	2582.25	-38.04	-13	-25.04	Complies
	- 8 MHz bin	2582.75	2582.25	2583.25	-36.22	-13	-23.22	Complies
	- 7 MHz bin	2583.75	2583.25	2584.25	-33.65	-13	-20.65	Complies
	- 6 MHz bin	2584.75	2584.25	2585.25	-30.61	-13	-17.61	Complies
	- 5 MHz bin	2585.75	2585.25	2586.25	-27.29	-13	-14.29	Complies
	- 4 MHz bin	2586.75	2586.25	2587.25	-22.38	-13	-9.38	Complies
	- 3 MHz bin	2587.75	2587.25	2588.25	-18.65	-13	-5.65	Complies
	- 2 MHz bin	2588.75	2588.25	2589.25	-16.21	-13	-3.21	Complies
	- 1 MHz bin	2589.75	2589.25	2590.25	-14.33	-13	-1.33	Complies
	+ 1 MHz bin	2596.25	2595.75	2596.75	-14.87	-13	-1.87	Complies
	+ 2 MHz bin	2597.25	2596.75	2597.75	-16.59	-13	-3.59	Complies
	+ 3 MHz bin	2598.25	2597.75	2598.75	-19.20	-13	-6.20	Complies
	+ 4 MHz bin	2599.25	2598.75	2599.75	-22.52	-13	-9.52	Complies
	+ 5 MHz bin	2600.25	2599.75	2600.75	-26.73	-13	-13.73	Complies
	+ 6 MHz bin	2601.25	2600.75	2601.75	-29.30	-13	-16.30	Complies
	+ 7 MHz bin	2602.25	2601.75	2602.75	-31.22	-13	-18.22	Complies
+ 8 MHz bin	2603.25	2602.75	2603.75	-33.79	-13	-20.79	Complies	
+ 9 MHz bin	2604.25	2603.75	2604.75	-35.87	-13	-22.87	Complies	
+ 10 MHz bin	2605.25	2604.75	2605.75	-38.00	-13	-25.00	Complies	

2593 MHz, 5.5 MHz, 2W Channel, 16-QAM

	Channel Center Freq (MHz)		2593			3/27/2006		
	Channel BW (MHz)		5.5			13 VDC Nom		
	Channel Bandedge - Low (MHz)		2590.25			16-QAM		
	Channel Bandedge - High (MHz)		2595.75					
Resolution Bandwidth (kHz)		1 MHz Band Center Freq (MHz)	1 MHz Band Low Freq (MHz)	1 MHz Band High Freq (MHz)	Emission Power in 1 MHz BW (dBm)	Spec (dBm/MHz)	Margin (dB)	Result
56	- 10 MHz bin	2580.75	2580.25	2581.25	-39.14	-13	-26.14	Complies
	- 9 MHz bin	2581.75	2581.25	2582.25	-38.19	-13	-25.19	Complies
	- 8 MHz bin	2582.75	2582.25	2583.25	-36.40	-13	-23.40	Complies
	- 7 MHz bin	2583.75	2583.25	2584.25	-33.64	-13	-20.64	Complies
	- 6 MHz bin	2584.75	2584.25	2585.25	-30.69	-13	-17.69	Complies
	- 5 MHz bin	2585.75	2585.25	2586.25	-27.32	-13	-14.32	Complies
	- 4 MHz bin	2586.75	2586.25	2587.25	-22.19	-13	-9.19	Complies
	- 3 MHz bin	2587.75	2587.25	2588.25	-18.82	-13	-5.82	Complies
	- 2 MHz bin	2588.75	2588.25	2589.25	-16.13	-13	-3.13	Complies
	- 1 MHz bin	2589.75	2589.25	2590.25	-14.27	-13	-1.27	Complies
	+ 1 MHz bin	2596.25	2595.75	2596.75	-14.69	-13	-1.69	Complies
	+ 2 MHz bin	2597.25	2596.75	2597.75	-16.70	-13	-3.70	Complies
	+ 3 MHz bin	2598.25	2597.75	2598.75	-19.24	-13	-6.24	Complies
	+ 4 MHz bin	2599.25	2598.75	2599.75	-22.61	-13	-9.61	Complies
	+ 5 MHz bin	2600.25	2599.75	2600.75	-26.84	-13	-13.84	Complies
	+ 6 MHz bin	2601.25	2600.75	2601.75	-29.20	-13	-16.20	Complies
+ 7 MHz bin	2602.25	2601.75	2602.75	-31.40	-13	-18.40	Complies	
+ 8 MHz bin	2603.25	2602.75	2603.75	-33.61	-13	-20.61	Complies	
+ 9 MHz bin	2604.25	2603.75	2604.75	-35.88	-13	-22.88	Complies	
+ 10 MHz bin	2605.25	2604.75	2605.75	-37.78	-13	-24.78	Complies	

2593 MHz, 5.5 MHz, 2W Channel, 64-QAM

	Channel Center Freq (MHz)		2593			3/27/2006		
	Channel BW (MHz)		5.5			13 VDC Nom		
	Channel Bandedge - Low (MHz)		2590.25			64-QAM		
	Channel Bandedge - High (MHz)		2595.75					
Resolution Bandwidth (kHz)		1 MHz Band Center Freq (MHz)	1 MHz Band Low Freq (MHz)	1 MHz Band High Freq (MHz)	Emission Power in 1 MHz BW (dBm)	Spec (dBm/MHz)	Margin (dB)	Result
56	- 10 MHz bin	2580.75	2580.25	2581.25	-39.15	-13	-26.15	Complies
	- 9 MHz bin	2581.75	2581.25	2582.25	-38.10	-13	-25.10	Complies
	- 8 MHz bin	2582.75	2582.25	2583.25	-36.49	-13	-23.49	Complies
	- 7 MHz bin	2583.75	2583.25	2584.25	-33.71	-13	-20.71	Complies
	- 6 MHz bin	2584.75	2584.25	2585.25	-30.68	-13	-17.68	Complies
	- 5 MHz bin	2585.75	2585.25	2586.25	-27.31	-13	-14.31	Complies
	- 4 MHz bin	2586.75	2586.25	2587.25	-22.33	-13	-9.33	Complies
	- 3 MHz bin	2587.75	2587.25	2588.25	-18.76	-13	-5.76	Complies
	- 2 MHz bin	2588.75	2588.25	2589.25	-16.33	-13	-3.33	Complies
	- 1 MHz bin	2589.75	2589.25	2590.25	-14.19	-13	-1.19	Complies
	+ 1 MHz bin	2596.25	2595.75	2596.75	-14.84	-13	-1.84	Complies
	+ 2 MHz bin	2597.25	2596.75	2597.75	-16.66	-13	-3.66	Complies
	+ 3 MHz bin	2598.25	2597.75	2598.75	-19.18	-13	-6.18	Complies
	+ 4 MHz bin	2599.25	2598.75	2599.75	-22.56	-13	-9.56	Complies
	+ 5 MHz bin	2600.25	2599.75	2600.75	-26.72	-13	-13.72	Complies
	+ 6 MHz bin	2601.25	2600.75	2601.75	-29.27	-13	-16.27	Complies
+ 7 MHz bin	2602.25	2601.75	2602.75	-31.40	-13	-18.40	Complies	
+ 8 MHz bin	2603.25	2602.75	2603.75	-33.67	-13	-20.67	Complies	
+ 9 MHz bin	2604.25	2603.75	2604.75	-35.98	-13	-22.98	Complies	
+ 10 MHz bin	2605.25	2604.75	2605.75	-37.90	-13	-24.90	Complies	

2687 MHz, 6.0 MHz, 2W Channel, 4-QAM

	Channel Center Freq (MHz)		2687		3/27/2006			
	Channel BW (MHz)		6		13 VDC Nom			
	Channel Bandedge - Low (MHz)		2684		4-QAM			
	Channel Bandedge - High (MHz)		2690					
Resolution Bandwidth (kHz)		1 MHz Band Center Freq (MHz)	1 MHz Band Low Freq (MHz)	1 MHz Band High Freq (MHz)	Emission Power in 1 MHz BW (dBm)	Spec (dBm/MHz)	Margin (dB)	Result
62	- 10 MHz bin	2674.5	2674	2675	-37.95383	-13	-24.95	Complies
	- 9 MHz bin	2675.5	2675	2676	-36.61069	-13	-23.61	Complies
	- 8 MHz bin	2676.5	2676	2677	-34.61685	-13	-21.62	Complies
	- 7 MHz bin	2677.5	2677	2678	-32.57757	-13	-19.58	Complies
	- 6 MHz bin	2678.5	2678	2679	-30.38388	-13	-17.38	Complies
	- 5 MHz bin	2679.5	2679	2680	-26.48266	-13	-13.48	Complies
	- 4 MHz bin	2680.5	2680	2681	-22.57643	-13	-9.58	Complies
	- 3 MHz bin	2681.5	2681	2682	-19.64728	-13	-6.65	Complies
	- 2 MHz bin	2682.5	2682	2683	-17.73894	-13	-4.74	Complies
	- 1 MHz bin	2683.5	2683	2684	-15.89209	-13	-2.89	Complies
	+ 1 MHz bin	2690.5	2690	2691	-16.49582	-13	-3.50	Complies
	+ 2 MHz bin	2691.5	2691	2692	-18.78815	-13	-5.79	Complies
	+ 3 MHz bin	2692.5	2692	2693	-21.11841	-13	-8.12	Complies
	+ 4 MHz bin	2693.5	2693	2694	-24.00578	-13	-11.01	Complies
	+ 5 MHz bin	2694.5	2694	2695	-27.34681	-13	-14.35	Complies
	+ 6 MHz bin	2695.5	2695	2696	-30.40709	-13	-17.41	Complies
	+ 7 MHz bin	2696.5	2696	2697	-32.24401	-13	-19.24	Complies
	+ 8 MHz bin	2697.5	2697	2698	-34.37178	-13	-21.37	Complies
+ 9 MHz bin	2698.5	2698	2699	-36.18205	-13	-23.18	Complies	
+ 10 MHz bin	2699.5	2699	2700	-38.33875	-13	-25.34	Complies	

2687 MHz, 6.0 MHz, 2W Channel, 16-QAM

	Channel Center Freq (MHz)		2687		3/27/2006			
	Channel BW (MHz)		6		13 VDC Nom			
	Channel Bandedge - Low (MHz)		2684		16-QAM			
	Channel Bandedge - High (MHz)		2690					
Resolution Bandwidth (kHz)		1 MHz Band Center Freq (MHz)	1 MHz Band Low Freq (MHz)	1 MHz Band High Freq (MHz)	Emission Power in 1 MHz BW (dBm)	Spec (dBm/MHz)	Margin (dB)	Result
62	- 10 MHz bin	2674.5	2674	2675	-37.9735	-13	-24.97	Complies
	- 9 MHz bin	2675.5	2675	2676	-36.43113	-13	-23.43	Complies
	- 8 MHz bin	2676.5	2676	2677	-34.65889	-13	-21.66	Complies
	- 7 MHz bin	2677.5	2677	2678	-32.58062	-13	-19.58	Complies
	- 6 MHz bin	2678.5	2678	2679	-30.39541	-13	-17.40	Complies
	- 5 MHz bin	2679.5	2679	2680	-26.48075	-13	-13.48	Complies
	- 4 MHz bin	2680.5	2680	2681	-22.53685	-13	-9.54	Complies
	- 3 MHz bin	2681.5	2681	2682	-19.59368	-13	-6.59	Complies
	- 2 MHz bin	2682.5	2682	2683	-17.64734	-13	-4.65	Complies
	- 1 MHz bin	2683.5	2683	2684	-15.84509	-13	-2.85	Complies
	+ 1 MHz bin	2690.5	2690	2691	-16.45501	-13	-3.46	Complies
	+ 2 MHz bin	2691.5	2691	2692	-18.78951	-13	-5.79	Complies
	+ 3 MHz bin	2692.5	2692	2693	-21.18634	-13	-8.19	Complies
	+ 4 MHz bin	2693.5	2693	2694	-24.03885	-13	-11.04	Complies
	+ 5 MHz bin	2694.5	2694	2695	-27.46042	-13	-14.46	Complies
	+ 6 MHz bin	2695.5	2695	2696	-30.38663	-13	-17.39	Complies
	+ 7 MHz bin	2696.5	2696	2697	-32.31755	-13	-19.32	Complies
	+ 8 MHz bin	2697.5	2697	2698	-34.29182	-13	-21.29	Complies
+ 9 MHz bin	2698.5	2698	2699	-36.29284	-13	-23.29	Complies	
+ 10 MHz bin	2699.5	2699	2700	-38.14373	-13	-25.14	Complies	

2687 MHz, 6.0 MHz, 2W Channel, 64-QAM

		Channel Center Freq (MHz)		2687		3/27/2006		
		Channel BW (MHz)		6		13 VDC Nom		
		Channel Bandedge - Low (MHz)		2684		64-QAM		
		Channel Bandedge - High (MHz)		2690				
Resolution Bandwidth (kHz)		1 MHz Band Center Freq (MHz)	1 MHz Band Low Freq (MHz)	1 MHz Band High Freq (MHz)	Emission Power in 1 MHz BW (dBm)	Spec (dBm/MHz)	Margin (dB)	Result
62	- 10 MHz bin	2674.5	2674	2675	-37.95289	-13	-24.95	Complies
	- 9 MHz bin	2675.5	2675	2676	-36.39564	-13	-23.40	Complies
	- 8 MHz bin	2676.5	2676	2677	-34.62204	-13	-21.62	Complies
	- 7 MHz bin	2677.5	2677	2678	-32.64616	-13	-19.65	Complies
	- 6 MHz bin	2678.5	2678	2679	-30.53134	-13	-17.53	Complies
	- 5 MHz bin	2679.5	2679	2680	-26.44163	-13	-13.44	Complies
	- 4 MHz bin	2680.5	2680	2681	-22.44674	-13	-9.45	Complies
	- 3 MHz bin	2681.5	2681	2682	-19.5848	-13	-6.58	Complies
	- 2 MHz bin	2682.5	2682	2683	-17.68414	-13	-4.68	Complies
	- 1 MHz bin	2683.5	2683	2684	-15.95803	-13	-2.96	Complies
	+ 1 MHz bin	2690.5	2690	2691	-16.27835	-13	-3.28	Complies
	+ 2 MHz bin	2691.5	2691	2692	-18.72813	-13	-5.73	Complies
	+ 3 MHz bin	2692.5	2692	2693	-21.22945	-13	-8.23	Complies
	+ 4 MHz bin	2693.5	2693	2694	-24.06593	-13	-11.07	Complies
	+ 5 MHz bin	2694.5	2694	2695	-27.26411	-13	-14.26	Complies
	+ 6 MHz bin	2695.5	2695	2696	-30.39877	-13	-17.40	Complies
	+ 7 MHz bin	2696.5	2696	2697	-32.36826	-13	-19.37	Complies
	+ 8 MHz bin	2697.5	2697	2698	-34.24886	-13	-21.25	Complies
	+ 9 MHz bin	2698.5	2698	2699	-36.17358	-13	-23.17	Complies
	+ 10 MHz bin	2699.5	2699	2700	-38.15138	-13	-25.15	Complies

2687 MHz, 5.5 MHz, 2W Channel, 4-QAM

		Channel Center Freq (MHz)		2687		3/27/2006		
		Channel BW (MHz)		5.5		13 VDC Nom		
		Channel Bandedge - Low (MHz)		2684.25		4-QAM		
		Channel Bandedge - High (MHz)		2689.75				
Resolution Bandwidth (kHz)		1 MHz Band Center Freq (MHz)	1 MHz Band Low Freq (MHz)	1 MHz Band High Freq (MHz)	Emission Power in 1 MHz BW (dBm)	Spec (dBm/MHz)	Margin (dB)	Result
56	- 10 MHz bin	2674.75	2674.25	2675.25	-38.69	-13	-25.69	Complies
	- 9 MHz bin	2675.75	2675.25	2676.25	-37.38	-13	-24.38	Complies
	- 8 MHz bin	2676.75	2676.25	2677.25	-35.59	-13	-22.59	Complies
	- 7 MHz bin	2677.75	2677.25	2678.25	-33.40	-13	-20.40	Complies
	- 6 MHz bin	2678.75	2678.25	2679.25	-31.13	-13	-18.13	Complies
	- 5 MHz bin	2679.75	2679.25	2680.25	-28.17	-13	-15.17	Complies
	- 4 MHz bin	2680.75	2680.25	2681.25	-23.36	-13	-10.36	Complies
	- 3 MHz bin	2681.75	2681.25	2682.25	-20.04	-13	-7.04	Complies
	- 2 MHz bin	2682.75	2682.25	2683.25	-17.63	-13	-4.63	Complies
	- 1 MHz bin	2683.75	2683.25	2684.25	-15.80	-13	-2.80	Complies
	+ 1 MHz bin	2690.25	2689.75	2690.75	-16.51	-13	-3.51	Complies
	+ 2 MHz bin	2691.25	2690.75	2691.75	-18.70	-13	-5.70	Complies
	+ 3 MHz bin	2692.25	2691.75	2692.75	-21.42	-13	-8.42	Complies
	+ 4 MHz bin	2693.25	2692.75	2693.75	-24.85	-13	-11.85	Complies
	+ 5 MHz bin	2694.25	2693.75	2694.75	-28.46	-13	-15.46	Complies
	+ 6 MHz bin	2695.25	2694.75	2695.75	-31.01	-13	-18.01	Complies
	+ 7 MHz bin	2696.25	2695.75	2696.75	-33.02	-13	-20.02	Complies
	+ 8 MHz bin	2697.25	2696.75	2697.75	-35.18	-13	-22.18	Complies
	+ 9 MHz bin	2698.25	2697.75	2698.75	-37.32	-13	-24.32	Complies
	+ 10 MHz bin	2699.25	2698.75	2699.75	-39.32	-13	-26.32	Complies

2687 MHz, 5.5 MHz, 2W Channel, 16-QAM

		Channel Center Freq (MHz)		2687	3/27/2006			
		Channel BW (MHz)		5.5	13 VDC Nom			
		Channel Bandedge - Low (MHz)		2684.25	16-QAM			
		Channel Bandedge - High (MHz)		2689.75				
Resolution Bandwidth (kHz)		1 MHz Band Center Freq (MHz)	1 MHz Band Low Freq (MHz)	1 MHz Band High Freq (MHz)	Emission Power in 1 MHz BW (dBm)	Spec (dBm/MHz)	Margin (dB)	Result
56	- 10 MHz bin	2674.75	2674.25	2675.25	-38.82	-13	-25.82	Complies
	- 9 MHz bin	2675.75	2675.25	2676.25	-37.30	-13	-24.30	Complies
	- 8 MHz bin	2676.75	2676.25	2677.25	-35.61	-13	-22.61	Complies
	- 7 MHz bin	2677.75	2677.25	2678.25	-33.45	-13	-20.45	Complies
	- 6 MHz bin	2678.75	2678.25	2679.25	-31.13	-13	-18.13	Complies
	- 5 MHz bin	2679.75	2679.25	2680.25	-28.35	-13	-15.35	Complies
	- 4 MHz bin	2680.75	2680.25	2681.25	-23.53	-13	-10.53	Complies
	- 3 MHz bin	2681.75	2681.25	2682.25	-19.85	-13	-6.85	Complies
	- 2 MHz bin	2682.75	2682.25	2683.25	-17.59	-13	-4.59	Complies
	- 1 MHz bin	2683.75	2683.25	2684.25	-15.90	-13	-2.90	Complies
	+ 1 MHz bin	2690.25	2689.75	2690.75	-16.49	-13	-3.49	Complies
	+ 2 MHz bin	2691.25	2690.75	2691.75	-18.73	-13	-5.73	Complies
	+ 3 MHz bin	2692.25	2691.75	2692.75	-21.32	-13	-8.32	Complies
	+ 4 MHz bin	2693.25	2692.75	2693.75	-24.83	-13	-11.83	Complies
	+ 5 MHz bin	2694.25	2693.75	2694.75	-28.65	-13	-15.65	Complies
	+ 6 MHz bin	2695.25	2694.75	2695.75	-30.87	-13	-17.87	Complies
	+ 7 MHz bin	2696.25	2695.75	2696.75	-33.15	-13	-20.15	Complies
+ 8 MHz bin	2697.25	2696.75	2697.75	-35.20	-13	-22.20	Complies	
+ 9 MHz bin	2698.25	2697.75	2698.75	-37.30	-13	-24.30	Complies	
+ 10 MHz bin	2699.25	2698.75	2699.75	-39.36	-13	-26.36	Complies	

2687 MHz, 5.5 MHz, 2W Channel, 64-QAM

		Channel Center Freq (MHz)		2687	3/27/2006			
		Channel BW (MHz)		5.5	13 VDC Nom			
		Channel Bandedge - Low (MHz)		2684.25	64-QAM			
		Channel Bandedge - High (MHz)		2689.75				
Resolution Bandwidth (kHz)		1 MHz Band Center Freq (MHz)	1 MHz Band Low Freq (MHz)	1 MHz Band High Freq (MHz)	Emission Power in 1 MHz BW (dBm)	Spec (dBm/MHz)	Margin (dB)	Result
56	- 10 MHz bin	2674.75	2674.25	2675.25	-38.67	-13	-25.67	Complies
	- 9 MHz bin	2675.75	2675.25	2676.25	-37.34	-13	-24.34	Complies
	- 8 MHz bin	2676.75	2676.25	2677.25	-35.40	-13	-22.40	Complies
	- 7 MHz bin	2677.75	2677.25	2678.25	-33.49	-13	-20.49	Complies
	- 6 MHz bin	2678.75	2678.25	2679.25	-31.12	-13	-18.12	Complies
	- 5 MHz bin	2679.75	2679.25	2680.25	-28.31	-13	-15.31	Complies
	- 4 MHz bin	2680.75	2680.25	2681.25	-23.41	-13	-10.41	Complies
	- 3 MHz bin	2681.75	2681.25	2682.25	-19.90	-13	-6.90	Complies
	- 2 MHz bin	2682.75	2682.25	2683.25	-17.66	-13	-4.66	Complies
	- 1 MHz bin	2683.75	2683.25	2684.25	-15.69	-13	-2.69	Complies
	+ 1 MHz bin	2690.25	2689.75	2690.75	-16.25	-13	-3.25	Complies
	+ 2 MHz bin	2691.25	2690.75	2691.75	-18.75	-13	-5.75	Complies
	+ 3 MHz bin	2692.25	2691.75	2692.75	-21.49	-13	-8.49	Complies
	+ 4 MHz bin	2693.25	2692.75	2693.75	-24.88	-13	-11.88	Complies
	+ 5 MHz bin	2694.25	2693.75	2694.75	-28.52	-13	-15.52	Complies
	+ 6 MHz bin	2695.25	2694.75	2695.75	-30.80	-13	-17.80	Complies
	+ 7 MHz bin	2696.25	2695.75	2696.75	-32.96	-13	-19.96	Complies
+ 8 MHz bin	2697.25	2696.75	2697.75	-35.16	-13	-22.16	Complies	
+ 9 MHz bin	2698.25	2697.75	2698.75	-37.39	-13	-24.39	Complies	
+ 10 MHz bin	2699.25	2698.75	2699.75	-39.37	-13	-26.37	Complies	

Unwanted Emissions (Industry Canada)

IC Rules: RSS-193, section 6.3(c)(i)
SRSP-302.5, section 5.5

IC Requirement: In any 100 kHz bandwidth, the minimum attenuation of the emission spectral density that is relative to the inband spectral density, found outside the sub-band, shall be: (a) 25 dB at the sub-band edge, 40 dB at 250 kHz from the sub-band edge, 60 dB at 3 MHz from the sub-band edge, and linearly interpolated in between; (b) 60 dB over the rest of the out-of-band domain.

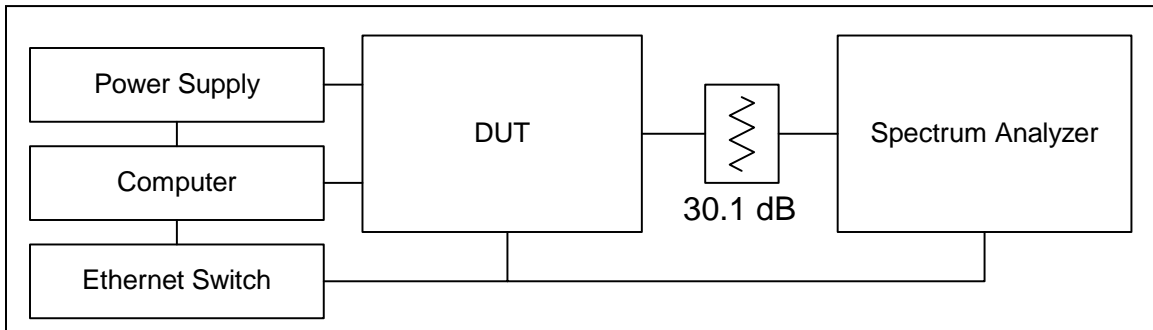
Test Procedure: The measurement of the emission mask for compliance to the RSS-193 “Wideband Digital Modulation – Emission Mask C” was performed under the guidance of “The Measurement of Power Spectral Density for Industry Canada Radio Standard Specification Compliance”, prepared by, Brian Kasper, Certification and Engineering Bureau, Industry Canada. A copy of this document can be found at: http://strategis.ic.gc.ca/epic/internet/inceb-bhst.nsf/en/h_tt00032e.html

The Orthogonal Frequency Division Multiplexing (OFDM) modulated Time Division Duplex (TDD) RF signal from the test unit is applied to a spectrum analyzer. The spectrum analyzer is configured with the following settings:

RF Span = 100 kHz
Resolution BW = 100 kHz
Video BW = 1 MHz
Sweep = 50 msec
Detector = Sample
RF Path Attenuation = 30.1 dB

The transmitter is enabled in test mode with the attached computer and the power adjusted to 33 dBm +0/-1 dB.

Test Conditions: Channel Frequencies = 2509 and 2587 MHz, (5.5 and 6.0 MHz Bandwidth)
Temperature = 25°C
Supply Voltage = 120 VAC / 60 Hz Nominal to DUT Power Supply



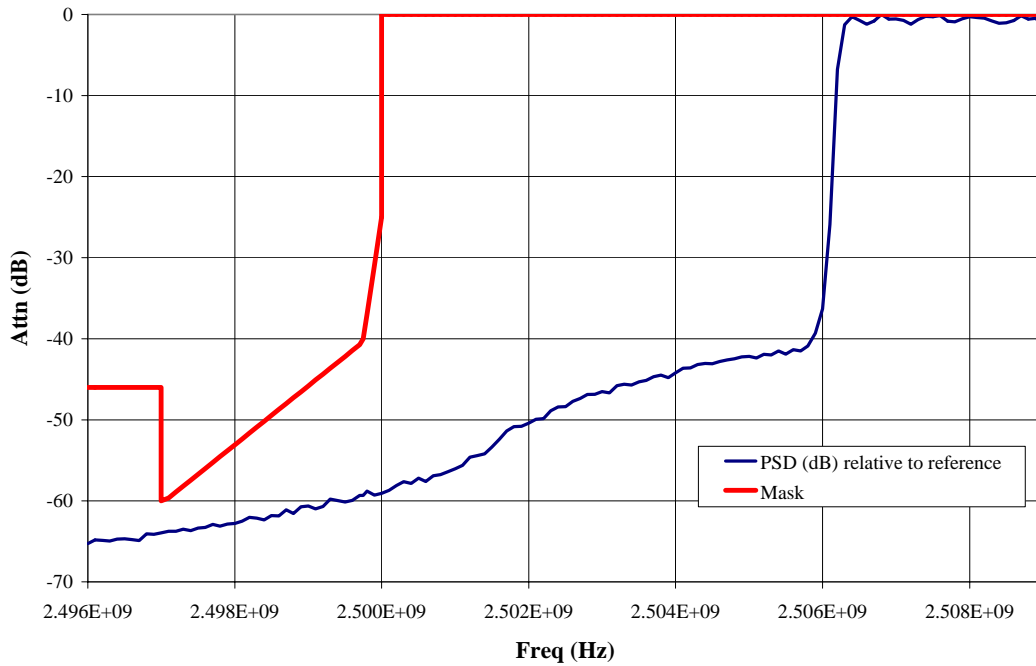
Unwanted Emissions Test Setup

Unwanted Emissions Test Results

4QAM, 6.0 MHz Bandwidth

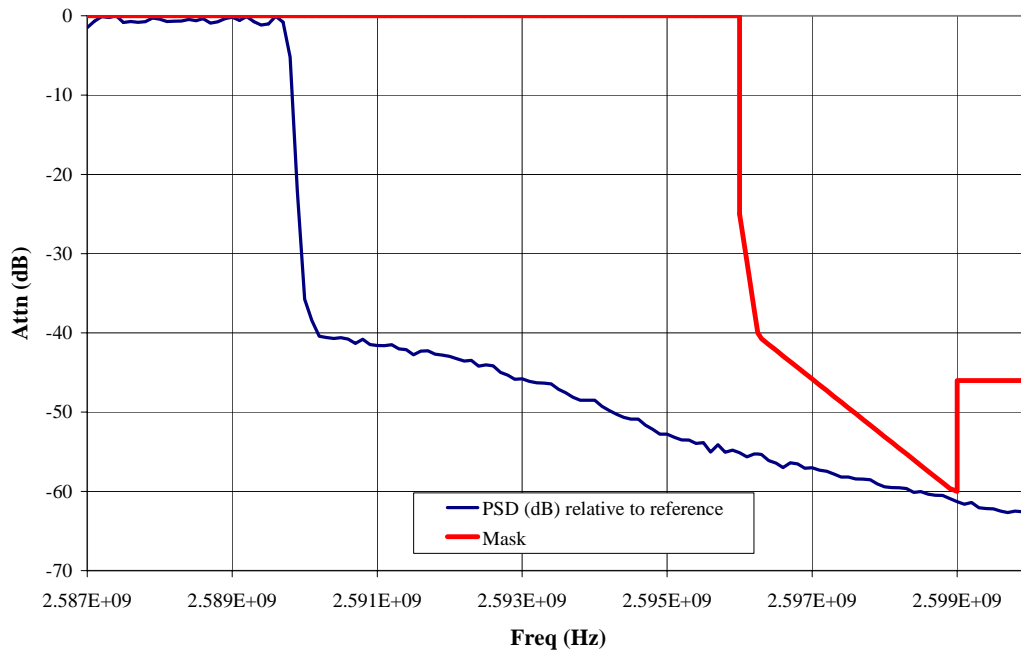
Modulation Mask at 2500 MHz Band Edge

4-QAM



Modulation Mask at 2596 MHz Band Edge

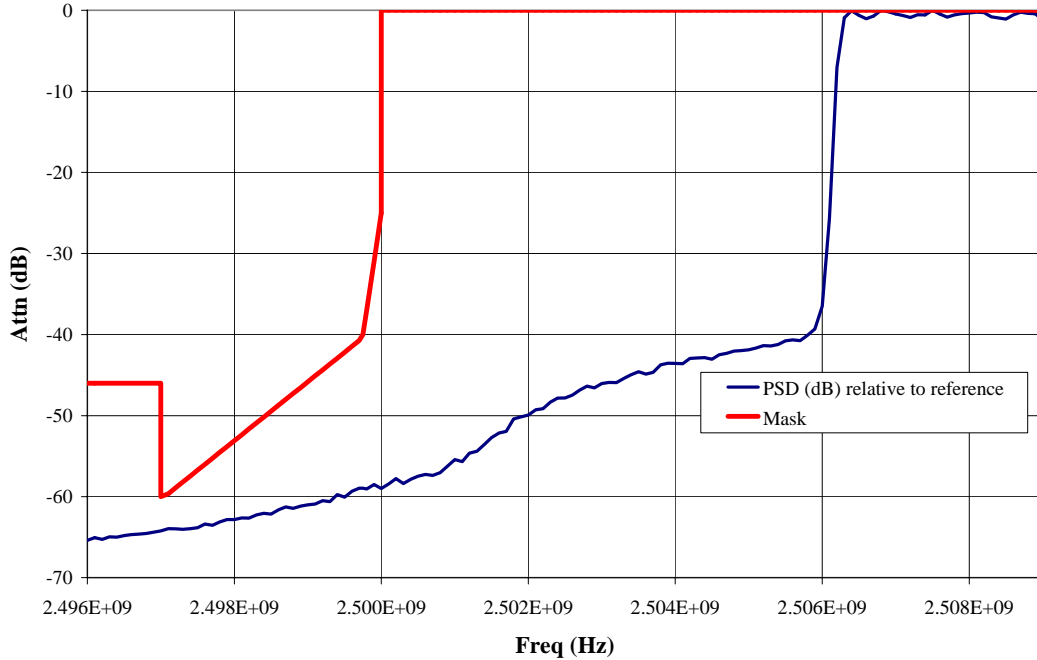
4-QAM



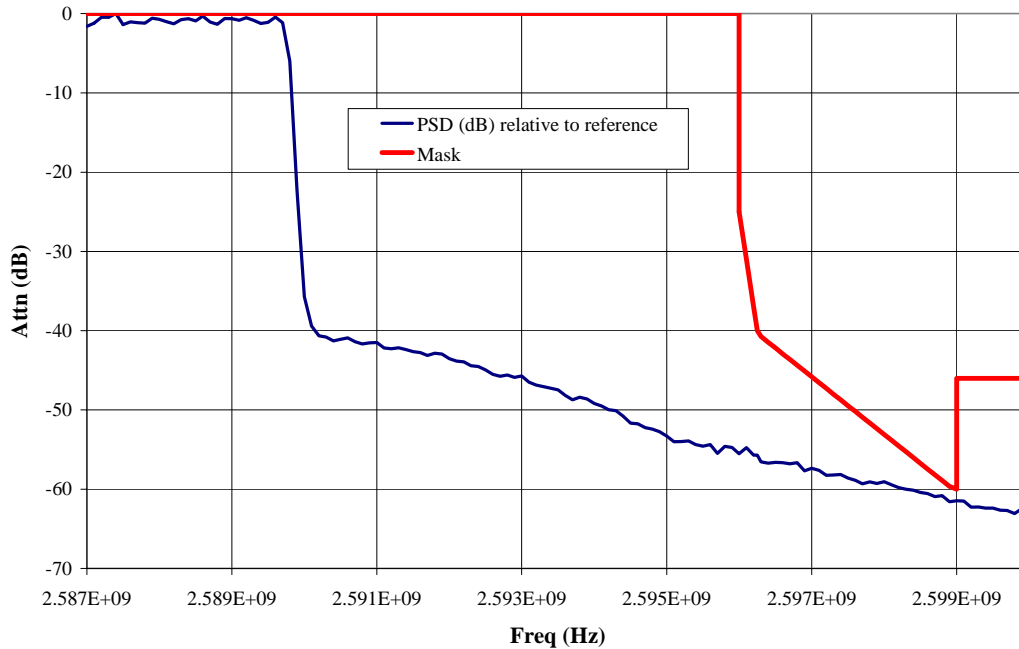
Unwanted Emissions Results (Cont'd)

16 QAM, 6.0 MHz Bandwidth

Modulation Mask at 2500 MHz Band Edge
16-QAM



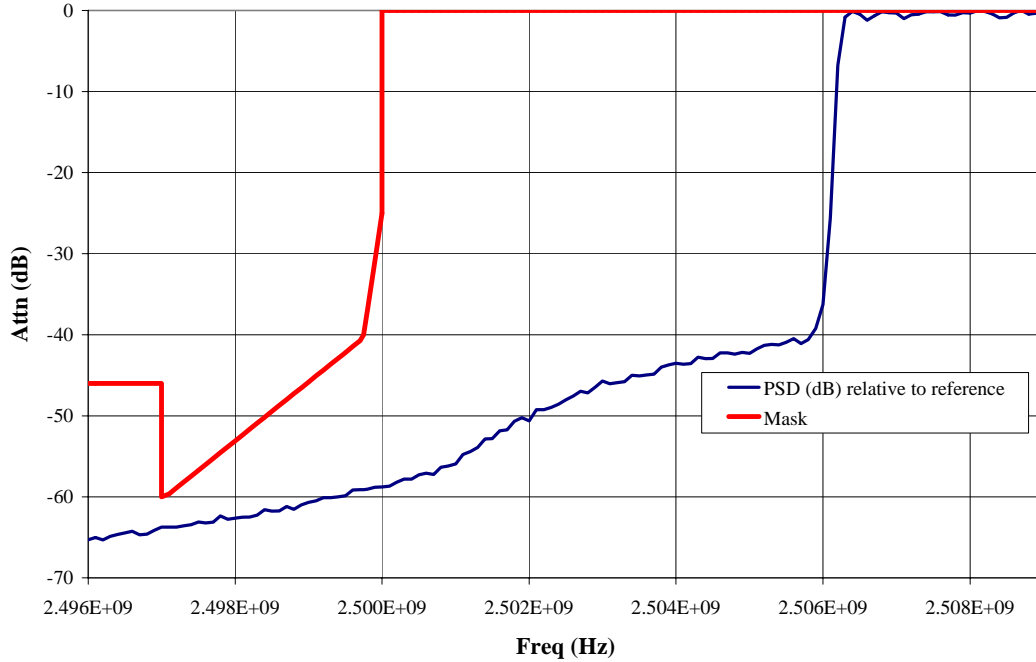
Modulation Mask at 2596 MHz Band Edge
16-QAM



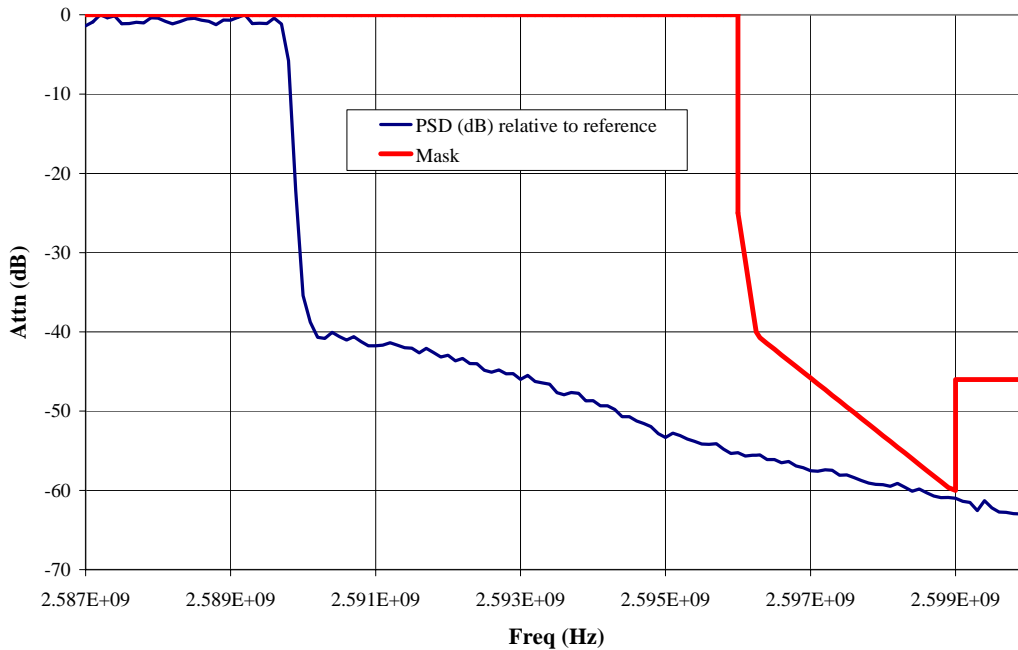
Unwanted Emissions Results (Cont'd)

64 QAM, 6.0 MHz Bandwidth

Modulation Mask at 2500 MHz Band Edge
64-QAM



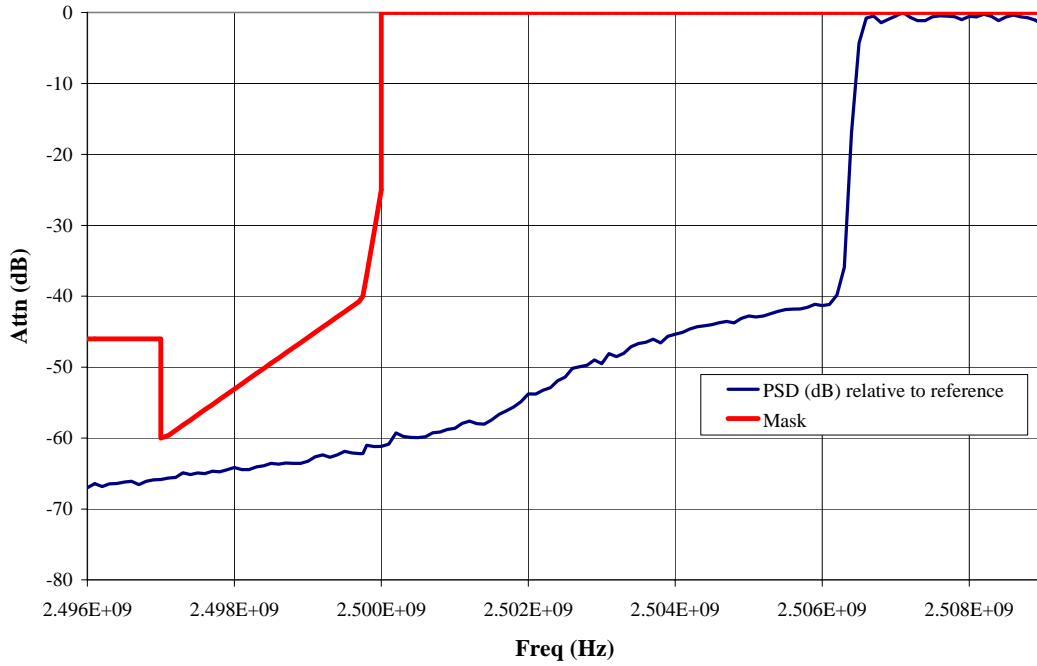
Modulation Mask at 2596 MHz Band Edge
64-QAM



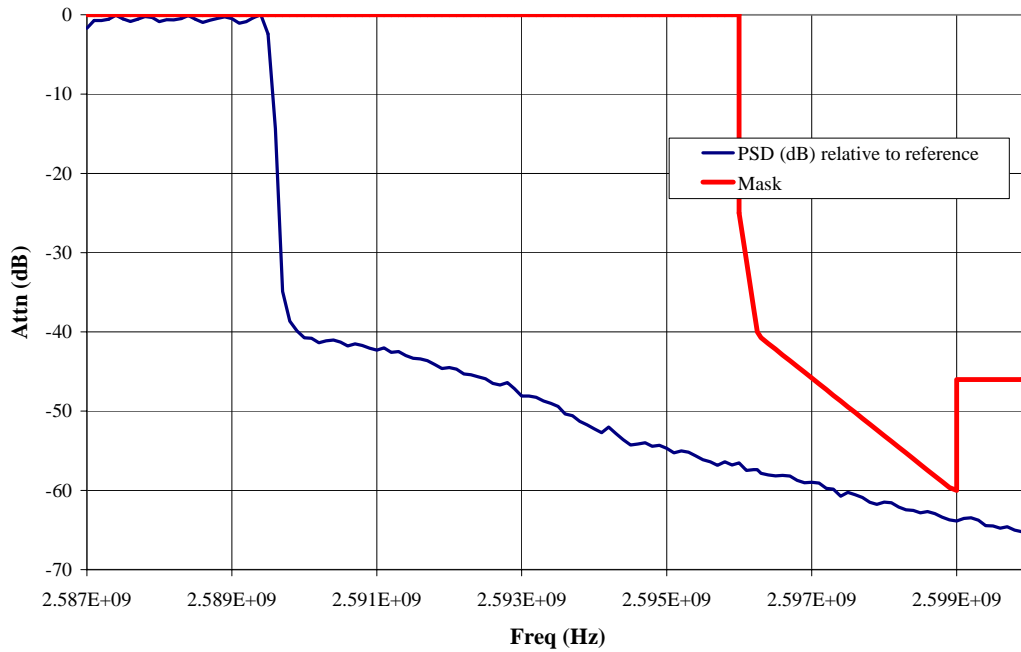
Unwanted Emissions Results (Cont'd)

4 QAM, 5.5 MHz Bandwidth

Modulation Mask at 2500 MHz Band Edge 4-QAM



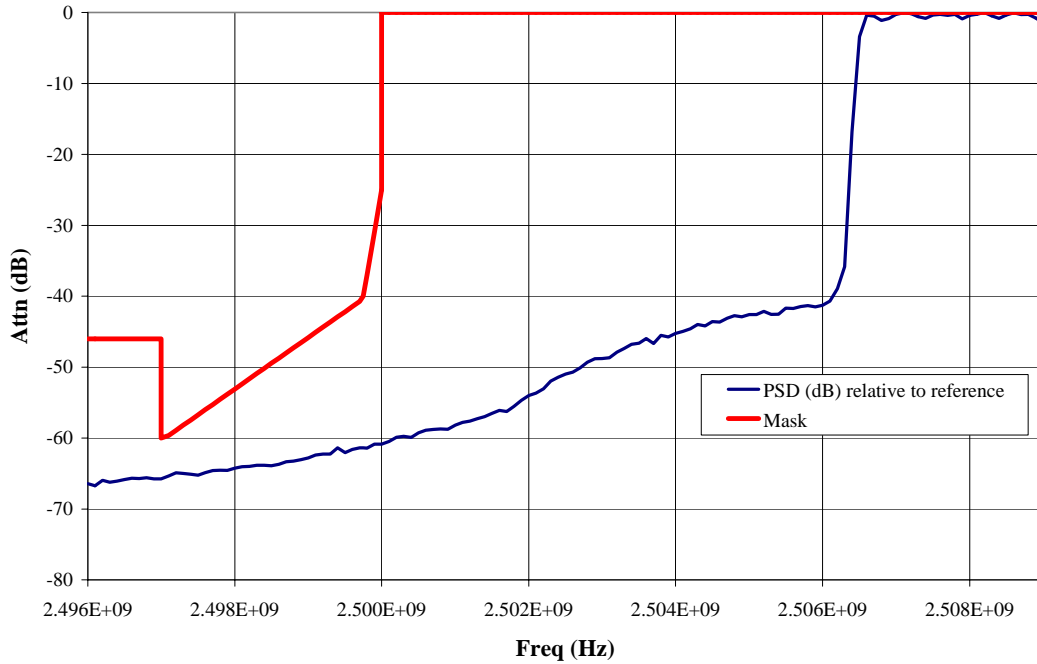
Modulation Mask at 2596 MHz Band Edge 4-QAM



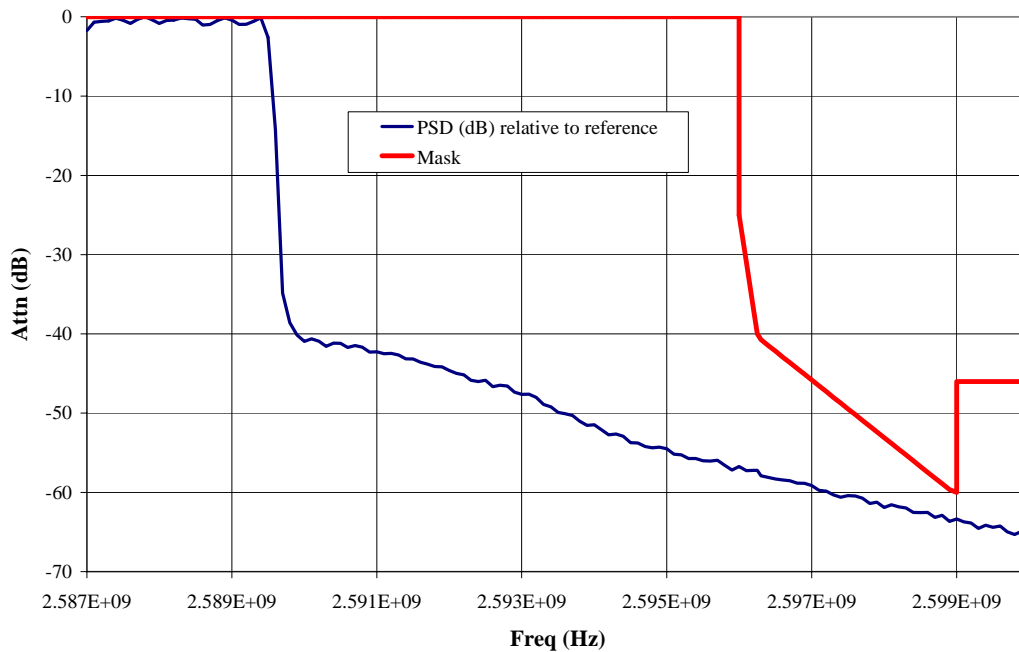
Unwanted Emissions Results (Cont'd)

16 QAM, 5.5 MHz Bandwidth

Modulation Mask at 2500 MHz Band Edge
16-QAM



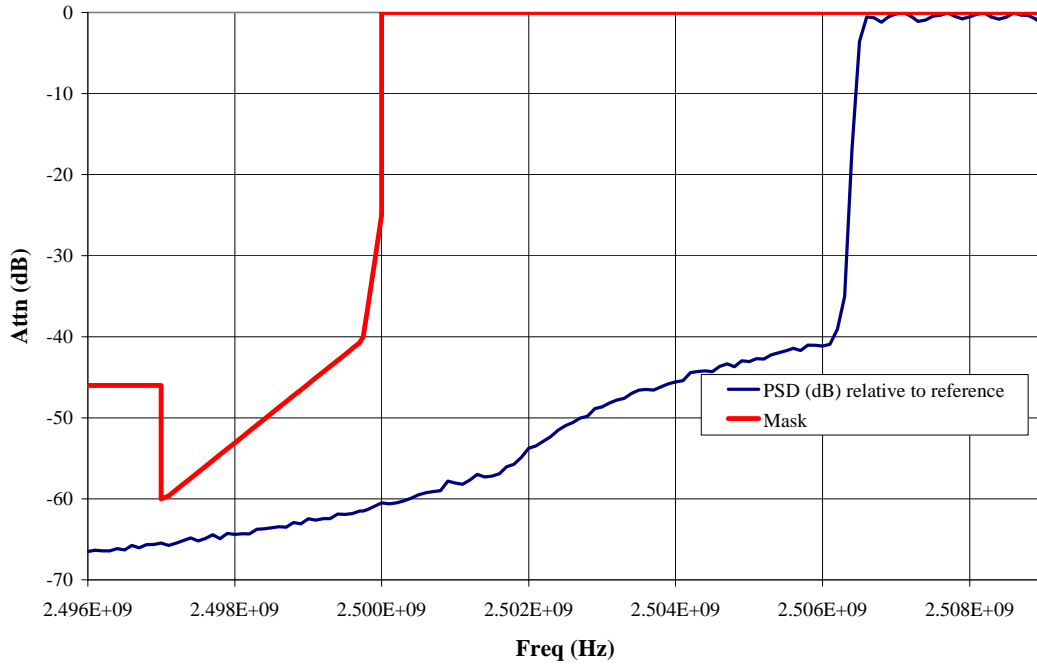
Modulation Mask at 2596 MHz Band Edge
16-QAM



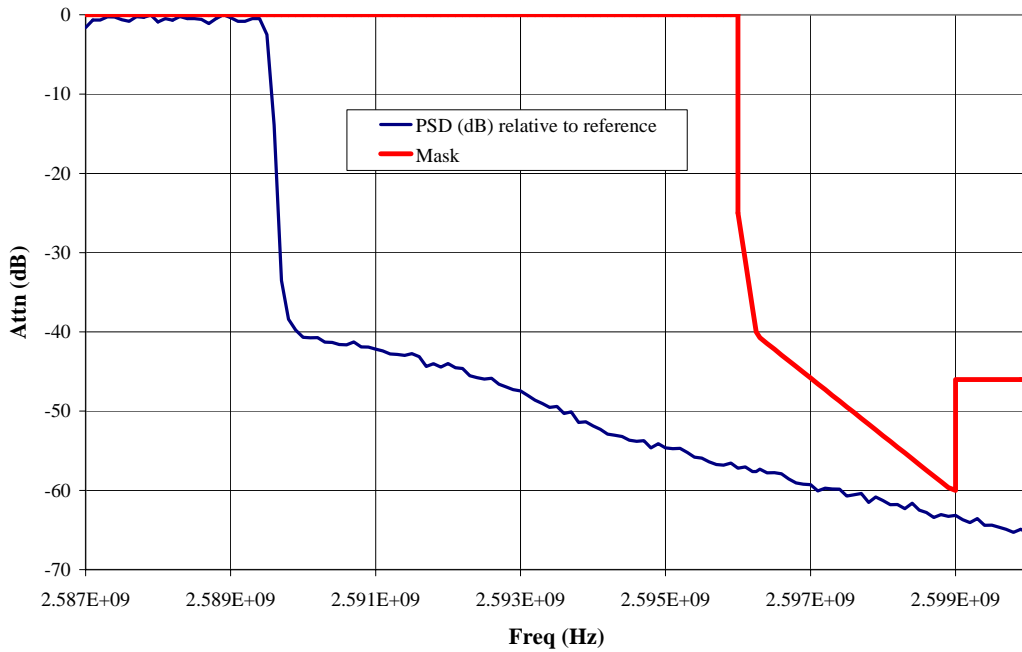
Unwanted Emissions Results (Cont'd)

64 QAM, 5.5 MHz Bandwidth

Modulation Mask at 2500 MHz Band Edge 64-QAM



Modulation Mask at 2596 MHz Band Edge 64-QAM



Occupied Bandwidth and Emission Bandwidth

NOTE: Occupied Bandwidth (99.0%/20 dB) applies to both FCC and Industry Canada tests, and Emission Bandwidth (99.75%/26 dB) applies to FCC tests only.

FCC Rules: 2.1049, 27.53(l)(6)
IC Rules: RSS-193 clause 3.2(h)

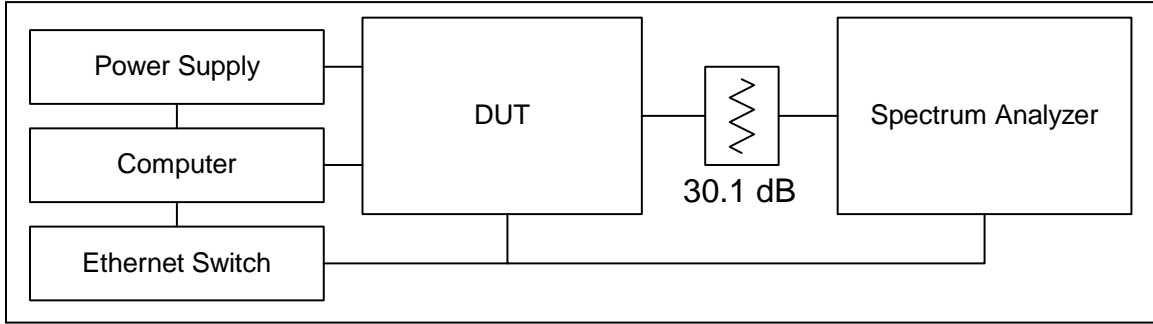
FCC Requirements: Report Results
IC requirements: Report Results

Standard: ANSI C63.4-2003
American National Standard for Methods of Measurement of Radio-Noise Emissions from Low-Voltage Electrical and Electronic Equipment in the Range of 9 kHz to 40 GHz.

Test Procedure: The measurement of the Occupied Bandwidth was performed under the guidance of “Occupied Bandwidth Measurement”, prepared by, Brian Kasper, Certification and Engineering Bureau, Industry Canada. A copy of this document can be found at:
http://strategis.ic.gc.ca/epic/internet/inceb-bhst.nsf/en/h_tt00032e.html

The Orthogonal Frequency Division Multiplexing (OFDM) modulated Time Division Duplex (TDD) RF signal from the test unit is applied to a spectrum analyzer. The bandwidth of the signal is recorded by measuring the modulation bandwidth with the built in measurement function in the spectrum analyzer. The transmitter is enabled in test mode with the attached computer. The RF loss of the attenuators and coax has been measured and is included in the spectrum analyzer offset level. Measurements are performed at frequencies across the band, for each of the modulation formats available (4, 16, and 64-QAM) and channel bandwidths (5.5 MHz and 6 MHz).

Test Conditions: Test Frequencies: 2499, 2593, 2687 MHz (5.5 and 6.0 MHz bandwidth)
Temperature = 25°C
Supply Voltage = 120 VAC / 60 Hz Nominal to DUT Power Supply



Test Setup

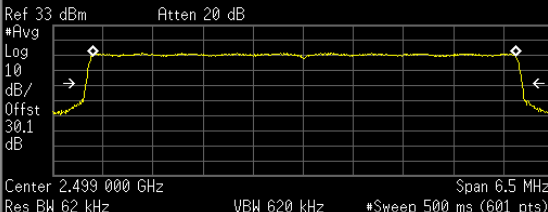
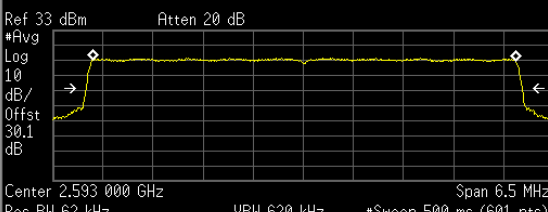
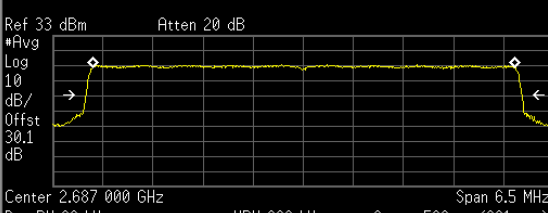
Occupied and Emission Bandwidth Test Results Summary

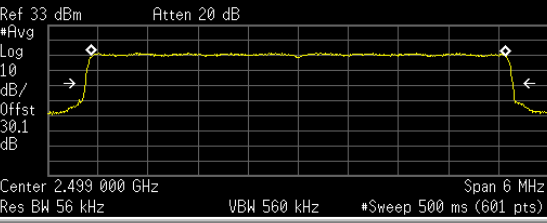
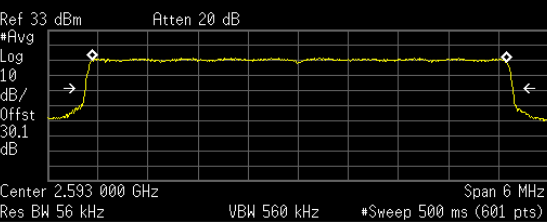
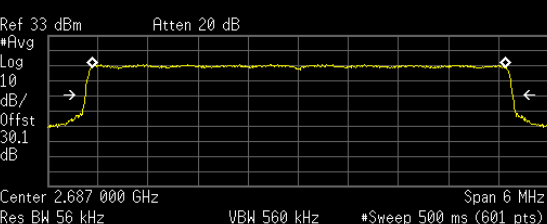
Occupied Bandwidth (MHz) For 99.0 % (-20 dB)				
Freq (MHz)	Bandwidth	4 QAM	16 QAM	64 QAM
2499	6.0	5.4816	5.4781	5.4803
2593	6.0	5.4834	5.4803	5.4802
2687	6.0	5.4808	5.4807	5.4794
2499	5.5	4.9605	4.9575	4.9596
2593	5.5	4.9583	4.9582	4.9603
2687	5.5	4.9569	4.9594	4.9549

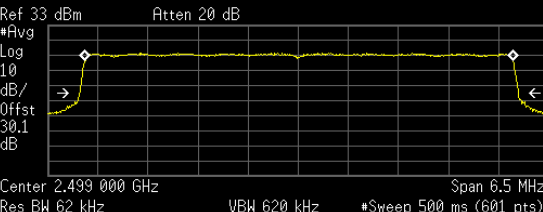
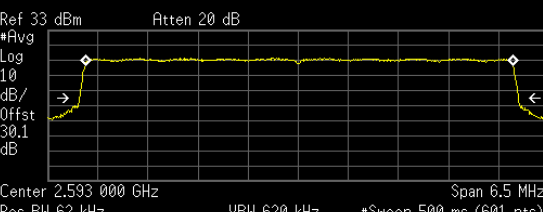
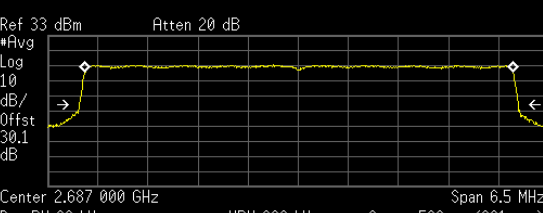
Emission Bandwidth (MHz) For 99.75% (-26 dB)				
Freq (MHz)	Bandwidth	4 QAM	16 QAM	64 QAM
2499	6.0	5.5507	5.5466	5.5490
2593	6.0	5.5493	5.5491	5.5496
2687	6.0	5.5496	5.5485	5.5460
2499	5.5	5.0197	5.0223	5.0201
2593	5.5	5.0209	5.0213	5.0216
2687	5.5	5.0199	5.0217	5.0193

Occupied Bandwidth Spectrum Analyzer Plots

NOTE: The following are spectrum analyzer plots of the 4 QAM data in the preceding tables. The plots for the 16 and 64 QAM modulation levels are similar and are shown in the Appendix.

Occupied BW	Bandwidth: 6.0 MHz	RF Power: 2 Watts	Modulation: 4 QAM
<div style="display: flex; justify-content: space-between;"> <div style="width: 60%;"> <p>Agilent 10:15:54 Mar 27, 2006</p> <p>Ch Freq 2.499 GHz Trig</p> <p>Occupied Bandwidth</p> <p>Center 2.499000000 GHz</p> <p>Ref 33 dBm Atten 20 dB</p>  <p>Center 2.499 000 GHz Span 6.5 MHz Res BW 62 kHz VBW 620 kHz #Sweep 500 ms (601 pts)</p> <p>Occupied Bandwidth 5.4816 MHz</p> <p>Transmit Freq Error 6.045 kHz x dB Bandwidth 5.659 MHz*</p> <p>Occ BW % Pwr 99.00 % x dB -20.00 dB</p> <p>Copyright 2000-2004 Agilent Technologies</p> </div> <div style="width: 35%; border-left: 1px solid black; padding-left: 5px;"> <p>Freq/Channel</p> <p>Center Freq 2.49900000 GHz</p> <p>Start Freq 2.49575000 GHz</p> <p>Stop Freq 2.50225000 GHz</p> <p>CF Step 94.0000000 MHz Auto Man</p> <p>Freq Offset 0.00000000 Hz</p> <p>Signal Track On Off</p> </div> </div>			
2499 MHz			
<div style="display: flex; justify-content: space-between;"> <div style="width: 60%;"> <p>Agilent 10:19:45 Mar 27, 2006</p> <p>Ch Freq 2.593 GHz Trig</p> <p>Occupied Bandwidth</p> <p>Center 2.593000000 GHz</p> <p>Ref 33 dBm Atten 20 dB</p>  <p>Center 2.593 000 GHz Span 6.5 MHz Res BW 62 kHz VBW 620 kHz #Sweep 500 ms (601 pts)</p> <p>Occupied Bandwidth 5.4834 MHz</p> <p>Transmit Freq Error 6.598 kHz x dB Bandwidth 5.659 MHz*</p> <p>Occ BW % Pwr 99.00 % x dB -20.00 dB</p> <p>Copyright 2000-2004 Agilent Technologies</p> </div> <div style="width: 35%; border-left: 1px solid black; padding-left: 5px;"> <p>Freq/Channel</p> <p>Center Freq 2.59300000 GHz</p> <p>Start Freq 2.58975000 GHz</p> <p>Stop Freq 2.59625000 GHz</p> <p>CF Step 94.0000000 MHz Auto Man</p> <p>Freq Offset 0.00000000 Hz</p> <p>Signal Track On Off</p> </div> </div>			
2593 MHz			
<div style="display: flex; justify-content: space-between;"> <div style="width: 60%;"> <p>Agilent 10:20:49 Mar 27, 2006</p> <p>Ch Freq 2.687 GHz Trig</p> <p>Occupied Bandwidth</p> <p>Center 2.687000000 GHz</p> <p>Ref 33 dBm Atten 20 dB</p>  <p>Center 2.687 000 GHz Span 6.5 MHz Res BW 62 kHz VBW 620 kHz #Sweep 500 ms (601 pts)</p> <p>Occupied Bandwidth 5.4808 MHz</p> <p>Transmit Freq Error 5.607 kHz x dB Bandwidth 5.659 MHz*</p> <p>Occ BW % Pwr 99.00 % x dB -20.00 dB</p> <p>Copyright 2000-2004 Agilent Technologies</p> </div> <div style="width: 35%; border-left: 1px solid black; padding-left: 5px;"> <p>Freq/Channel</p> <p>Center Freq 2.68700000 GHz</p> <p>Start Freq 2.68375000 GHz</p> <p>Stop Freq 2.69025000 GHz</p> <p>CF Step 94.0000000 MHz Auto Man</p> <p>Freq Offset 0.00000000 Hz</p> <p>Signal Track On Off</p> </div> </div>			
2687 MHz			

Occupied BW	Bandwidth: 5.5 MHz	RF Power: 2 Watts	Modulation: 4 QAM
<div style="display: flex; justify-content: space-between;"> <div style="width: 60%;"> <p>Agilent 10:26:32 Mar 27, 2006</p> <p>Ch Freq 2.499 GHz Trig</p> <p>Occupied Bandwidth</p>  <p>Center 2.499 000 GHz Span 6 MHz Res BW 56 kHz VBW 560 kHz #Sweep 500 ms (601 pts)</p> <p>Occupied Bandwidth 4.9605 MHz Occ BW % Pwr 99.00 % x dB Bandwidth -20.00 dB</p> <p>Transmit Freq Error 4.492 kHz x dB Bandwidth 5.122 MHz*</p> <p>Copyright 2000-2004 Agilent Technologies</p> </div> <div style="width: 35%;"> <p>Freq/Channel</p> <p>Center Freq 2.49900000 GHz</p> <p>Start Freq 2.49600000 GHz</p> <p>Stop Freq 2.50200000 GHz</p> <p>CF Step 94.0000000 MHz Auto Man</p> <p>Freq Offset 0.00000000 Hz</p> <p>Signal Track On Off</p> </div> </div>			
2499 MHz			
<div style="display: flex; justify-content: space-between;"> <div style="width: 60%;"> <p>Agilent 10:27:53 Mar 27, 2006</p> <p>Ch Freq 2.593 GHz Trig</p> <p>Occupied Bandwidth</p>  <p>Center 2.593 000 GHz Span 6 MHz Res BW 56 kHz VBW 560 kHz #Sweep 500 ms (601 pts)</p> <p>Occupied Bandwidth 4.9583 MHz Occ BW % Pwr 99.00 % x dB Bandwidth -20.00 dB</p> <p>Transmit Freq Error 6.012 kHz x dB Bandwidth 5.120 MHz*</p> <p>Copyright 2000-2004 Agilent Technologies</p> </div> <div style="width: 35%;"> <p>Freq/Channel</p> <p>Center Freq 2.59300000 GHz</p> <p>Start Freq 2.59000000 GHz</p> <p>Stop Freq 2.59600000 GHz</p> <p>CF Step 94.0000000 MHz Auto Man</p> <p>Freq Offset 0.00000000 Hz</p> <p>Signal Track On Off</p> </div> </div>			
2593 MHz			
<div style="display: flex; justify-content: space-between;"> <div style="width: 60%;"> <p>Agilent 10:29:05 Mar 27, 2006</p> <p>Ch Freq 2.687 GHz Trig</p> <p>Occupied Bandwidth</p>  <p>Center 2.687 000 GHz Span 6 MHz Res BW 56 kHz VBW 560 kHz #Sweep 500 ms (601 pts)</p> <p>Occupied Bandwidth 4.9569 MHz Occ BW % Pwr 99.00 % x dB Bandwidth -20.00 dB</p> <p>Transmit Freq Error 5.870 kHz x dB Bandwidth 5.121 MHz*</p> <p>Copyright 2000-2004 Agilent Technologies</p> </div> <div style="width: 35%;"> <p>Freq/Channel</p> <p>Center Freq 2.68700000 GHz</p> <p>Start Freq 2.68400000 GHz</p> <p>Stop Freq 2.69000000 GHz</p> <p>CF Step 94.0000000 MHz Auto Man</p> <p>Freq Offset 0.00000000 Hz</p> <p>Signal Track On Off</p> </div> </div>			
2687 MHz			

Emission BW	Bandwidth: 6.0 MHz	RF Power: 2 Watts	Modulation: 4 QAM
<div style="display: flex; justify-content: space-between;"> <div style="width: 60%;"> <p>Agilent 10:40:36 Mar 27, 2006</p> <p>Ch Freq 2.499 GHz Trig</p> <p>Occupied Bandwidth</p>  <p>Ref 33 dBm Atten 20 dB</p> <p>#Avg Log 10 dB/Offst 30.1 dB</p> <p>Center 2.499 000 GHz Span 6.5 MHz</p> <p>Res BW 62 kHz VBW 620 kHz #Sweep 500 ms (601 pts)</p> <p>Occupied Bandwidth 5.5507 MHz</p> <p>Transmit Freq Error 6.909 kHz</p> <p>x dB Bandwidth 5.689 MHz*</p> <p>Occ BW % Pwr 99.75 %</p> <p>x dB -26.00 dB</p> <p>Copyright 2000-2004 Agilent Technologies</p> </div> <div style="width: 35%;"> <p>Freq/Channel</p> <p>Center Freq 2.49900000 GHz</p> <p>Start Freq 2.49575000 GHz</p> <p>Stop Freq 2.50225000 GHz</p> <p>CF Step 94.0000000 MHz</p> <p>Auto Man</p> <p>Freq Offset 0.00000000 Hz</p> <p>Signal Track On Off</p> </div> </div>			
2499 MHz			
<div style="display: flex; justify-content: space-between;"> <div style="width: 60%;"> <p>Agilent 10:41:57 Mar 27, 2006</p> <p>Ch Freq 2.593 GHz Trig</p> <p>Occupied Bandwidth</p>  <p>Ref 33 dBm Atten 20 dB</p> <p>#Avg Log 10 dB/Offst 30.1 dB</p> <p>Center 2.593 000 GHz Span 6.5 MHz</p> <p>Res BW 62 kHz VBW 620 kHz #Sweep 500 ms (601 pts)</p> <p>Occupied Bandwidth 5.5493 MHz</p> <p>Transmit Freq Error 7.108 kHz</p> <p>x dB Bandwidth 5.688 MHz*</p> <p>Occ BW % Pwr 99.75 %</p> <p>x dB -26.00 dB</p> <p>Copyright 2000-2004 Agilent Technologies</p> </div> <div style="width: 35%;"> <p>Freq/Channel</p> <p>Center Freq 2.59300000 GHz</p> <p>Start Freq 2.58975000 GHz</p> <p>Stop Freq 2.59625000 GHz</p> <p>CF Step 94.0000000 MHz</p> <p>Auto Man</p> <p>Freq Offset 0.00000000 Hz</p> <p>Signal Track On Off</p> </div> </div>			
2593 MHz			
<div style="display: flex; justify-content: space-between;"> <div style="width: 60%;"> <p>Agilent 10:43:40 Mar 27, 2006</p> <p>Ch Freq 2.687 GHz Trig</p> <p>Occupied Bandwidth</p>  <p>Ref 33 dBm Atten 20 dB</p> <p>#Avg Log 10 dB/Offst 30.1 dB</p> <p>Center 2.687 000 GHz Span 6.5 MHz</p> <p>Res BW 62 kHz VBW 620 kHz #Sweep 500 ms (601 pts)</p> <p>Occupied Bandwidth 5.5496 MHz</p> <p>Transmit Freq Error 6.392 kHz</p> <p>x dB Bandwidth 5.688 MHz*</p> <p>Occ BW % Pwr 99.75 %</p> <p>x dB -26.00 dB</p> <p>Copyright 2000-2004 Agilent Technologies</p> </div> <div style="width: 35%;"> <p>Freq/Channel</p> <p>Center Freq 2.68700000 GHz</p> <p>Start Freq 2.68375000 GHz</p> <p>Stop Freq 2.69025000 GHz</p> <p>CF Step 94.0000000 MHz</p> <p>Auto Man</p> <p>Freq Offset 0.00000000 Hz</p> <p>Signal Track On Off</p> </div> </div>			
2687 MHz			

Emission BW	Bandwidth: 5.5 MHz	RF Power: 2 Watts	Modulation: 4 QAM
<div style="display: flex; justify-content: space-between;"> <div style="width: 60%;"> <p>Agilent 10:33:38 Mar 27, 2006</p> <p>Ch Freq 2.499 GHz Trig</p> <p>Occupied Bandwidth</p> <p>Ref 33 dBm Atten 20 dB</p> <p>#Avg Log 10 dB/Offst 30.1 dB</p> <p>Center 2.499 000 GHz Span 6 MHz Res BW 56 kHz VBW 560 kHz #Sweep 500 ms (601 pts)</p> <p>Occupied Bandwidth 5.0197 MHz</p> <p>Occ BW % Pwr 99.75 % x dB -26.00 dB</p> <p>Transmit Freq Error 7.135 kHz x dB Bandwidth 5.148 MHz*</p> <p>Copyright 2000-2004 Agilent Technologies</p> </div> <div style="width: 35%;"> <p>Sweep</p> <p>Sweep Time 500.0 ms Auto Man</p> <p>Sweep Single Cont</p> <p>Auto Sweep Time Norm Accy</p> <p>Gate On Off</p> <p>Gate Setup</p> <p>Points 601</p> </div> </div>			
2499 MHz			
<div style="display: flex; justify-content: space-between;"> <div style="width: 60%;"> <p>Agilent 10:36:04 Mar 27, 2006</p> <p>Ch Freq 2.593 GHz Trig</p> <p>Occupied Bandwidth</p> <p>Center 2.593000000 GHz</p> <p>Ref 33 dBm Atten 20 dB</p> <p>#Avg Log 10 dB/Offst 30.1 dB</p> <p>Center 2.593 000 GHz Span 6 MHz Res BW 56 kHz VBW 560 kHz #Sweep 500 ms (601 pts)</p> <p>Occupied Bandwidth 5.0209 MHz</p> <p>Occ BW % Pwr 99.75 % x dB -26.00 dB</p> <p>Transmit Freq Error 6.219 kHz x dB Bandwidth 5.148 MHz*</p> <p>Copyright 2000-2004 Agilent Technologies</p> </div> <div style="width: 35%;"> <p>Freq/Channel</p> <p>Center Freq 2.59300000 GHz</p> <p>Start Freq 2.59000000 GHz</p> <p>Stop Freq 2.59600000 GHz</p> <p>CF Step 94.0000000 MHz Auto Man</p> <p>Freq Offset 0.00000000 Hz</p> <p>Signal Track On Off</p> </div> </div>			
2593 MHz			
<div style="display: flex; justify-content: space-between;"> <div style="width: 60%;"> <p>Agilent 10:37:25 Mar 27, 2006</p> <p>Ch Freq 2.687 GHz Trig</p> <p>Occupied Bandwidth</p> <p>Ref 33 dBm Atten 20 dB</p> <p>#Avg Log 10 dB/Offst 30.1 dB</p> <p>Center 2.687 000 GHz Span 6 MHz Res BW 56 kHz VBW 560 kHz #Sweep 500 ms (601 pts)</p> <p>Occupied Bandwidth 5.0199 MHz</p> <p>Occ BW % Pwr 99.75 % x dB -26.00 dB</p> <p>Transmit Freq Error 6.675 kHz x dB Bandwidth 5.147 MHz*</p> <p>Copyright 2000-2004 Agilent Technologies</p> </div> <div style="width: 35%;"> <p>Freq/Channel</p> <p>Center Freq 2.68700000 GHz</p> <p>Start Freq 2.68400000 GHz</p> <p>Stop Freq 2.69000000 GHz</p> <p>CF Step 94.0000000 MHz Auto Man</p> <p>Freq Offset 0.00000000 Hz</p> <p>Signal Track On Off</p> </div> </div>			
2687 MHz			