


Section 6


Test Setup Photographs



General Test Bench Setup




100 mW Power Output Test Setup



Radiation Hazard Test Setup




Setting Laser Level For 20 cm



Taking Reading Using Laser Level To Indicate 20 cm Point




Frequency Stability Test Setup



Frequency Stability Test Setup (Inside Chamber)



Field Strength of Spurious Radiation (View 1)



Field Strength of Spurious Radiation (View 2)