


SMART
Caregiver Alert Systems

S3

TO: PIN
=====

Simpler, Safer, Smarter.




Wireless Bed Monitor Remote Alert System

This system uses an extra-wide weight sensing pressure pad switch which triggers the alert when weight is removed, only this alert is wireless! No more waking up or disturbing others. The remote alarm sounds outside the resident's room. Can also plug into a Nurse's Call Station.

When your patient attempts
to get out of bed, the Bed Pad
triggers the Sending Unit...

...the Receiving Unit alarms



Global D.M.E. is committed to supplying the most affordable and best quality patient fall monitors possible so that Caregivers can afford to keep their residents safe.

Global DME Smart Caregiver • 619 Martin Ave., Suite 6 Rohnert Park, CA 94928
To Order Call: 800 650-3637 or 707 206-0500 • www.globaldme.com


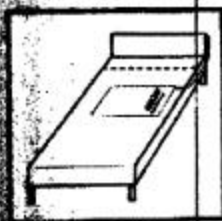
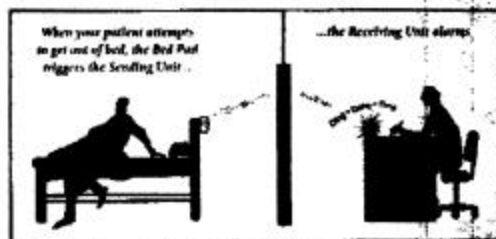
Attention: Pin Wen
From Tim Long
5/28/01



Operations Guide

Smart Caregiver TL03RF

Wireless Pressure Pad Patient Monitor



TL03 Sending and
Receiving Monitors

Bed Use • Pressure Pad and two Wireless Monitors

1. Place pressure pad under sheet and squarely across the bed as shown in illustration.
2. Hide cord under sheet.
3. Mount Smartcaregiver Sending Monitor out of patient's reach such as back of headboard or wall.
4. Place Smartcaregiver Receiver Monitor maximum of 100 feet away from the sending unit.

Before each use, turn monitors "on" using the "on/off" switch. Test monitors and pad by pressing down on pad (a green light will go on) then release pressure from pad – setting off the alarm on the Receiver Monitor. Turn off the alarm using the "on/off" switch.

How to Change Batteries

The battery compartment on TL03RF models is located on the back of the unit. While pushing down gently with your thumb, slide the cover in the direction indicated on the hatch. Unsnap worn-out 9 volt battery from its harness and dispose properly. Replace with a fresh alkaline battery and close compartment hatch.

Warning: Do Not Fold Pressure Pads! Folding a crease in the pressure pad causes damage and voids the warranty. Turn off Monitors when not in use.

Global DME Smart Caregivers • 619 Martin Ave. #6, Rohnert Park, CA 94928
800 650-3637 or 707 206-0500 • fax 707 206-0800 • www.globaldme.com