

## ATTACHMENT R – PROBE CALIBRATION DATA

**Calibration Laboratory of  
Schmid & Partner  
Engineering AG**  
Zeughausstrasse 43, 8004 Zurich, Switzerland



**S** Schweizerischer Kalibrierdienst  
**S** Service suisse d'étalonnage  
**C** Servizio svizzero di taratura  
**S** Swiss Calibration Service

Accredited by the Swiss Federal Office of Metrology and Accreditation  
The Swiss Accreditation Service is one of the signatories to the EA  
Multilateral Agreement for the recognition of calibration certificates

Accreditation No.: **SCS 108**

Client **H-CT (Dymstec)**

Certificate No: **ET3-1798\_Aug06**

**CALIBRATION CERTIFICATE**

Object **ET3DV6 - SN:1798**

Calibration procedure(s) **QA CAL-01.v5 and QA CAL-12.v4  
Calibration procedure for dosimetric E-field probes**

Calibration date: **August 25, 2006**

Condition of the calibrated item **In Tolerance**

This calibration certificate documents the traceability to national standards, which realize the physical units of measurements (SI).  
The measurements and the uncertainties with confidence probability are given on the following pages and are part of the certificate.

All calibrations have been conducted in the closed laboratory facility: environment temperature (22 ± 3)°C and humidity < 70%.

Calibration Equipment used (M&TE critical for calibration)

| Primary Standards          | ID #            | Cal Date (Calibrated by, Certificate No.) | Scheduled Calibration |
|----------------------------|-----------------|---|-----------------------|
| Power meter E4419B         | GB41293874      | 5-Apr-06 (METAS, No. 251-00557)           | Apr-07                |
| Power sensor E4412A        | MY41495277      | 5-Apr-06 (METAS, No. 251-00557)           | Apr-07                |
| Power sensor E4412A        | MY41498087      | 5-Apr-06 (METAS, No. 251-00557)           | Apr-07                |
| Reference 3 dB Attenuator  | SN: S5054 (3c)  | 10-Aug-06 (METAS, No. 217-00592)          | Aug-07                |
| Reference 20 dB Attenuator | SN: S5086 (20b) | 4-Apr-06 (METAS, No. 251-00558)           | Apr-07                |
| Reference 30 dB Attenuator | SN: S5129 (30b) | 10-Aug-06 (METAS, No. 217-00593)          | Aug-07                |
| Reference Probe ES3DV2     | SN: 3013        | 2-Jan-06 (SPEAG, No. ES3-3013_Jan06)      | Jan-07                |
| DAE4                       | SN: 654         | 21-Jun-06 (SPEAG, No. DAE4-654_Jun06)     | Jun-07                |

| Secondary Standards       | ID #         | Check Date (in house)                    | Scheduled Check        |
|---------------------------|--------------|--|------------------------|
| RF generator HP 8648C     | US3642U01700 | 4-Aug-99 (SPEAG, in house check Nov-05)  | In house check: Nov-07 |
| Network Analyzer HP 8753E | US37390585   | 18-Oct-01 (SPEAG, in house check Nov-05) | In house check: Nov 06 |

|                |               |                   |   |
|----------------|---------------|-------------------|---|
|                | Name          | Function          | Signature   |
| Calibrated by: | Katja Pokovic | Technical Manager |  |
| Approved by:   | Niels Kustor  | Quality Manager   |  |

Issued: August 26, 2006

This calibration certificate shall not be reproduced except in full without written approval of the laboratory.

**Calibration Laboratory of  
Schmid & Partner  
Engineering AG**  
Zeughausstrasse 43, 8004 Zurich, Switzerland



**S** Schweizerischer Kalibrierdienst  
**C** Service suisse d'étalonnage  
**S** Servizio svizzero di taratura  
**S** Swiss Calibration Service

Accredited by the Swiss Federal Office of Metrology and Accreditation  
The Swiss Accreditation Service is one of the signatories to the EA  
Multilateral Agreement for the recognition of calibration certificates

Accreditation No.: **SCS 108**

**Glossary:**

|                          |  |
|--------------------------|--|
| TSL                      | tissue simulating liquid   |
| NORM <sub>x,y,z</sub>    | sensitivity in free space  |
| ConF                     | sensitivity in TSL / NORM <sub>x,y,z</sub>   |
| DCP                      | diode compression point  |
| Polarization $\varphi$   | $\varphi$ rotation around probe axis   |
| Polarization $\vartheta$ | $\vartheta$ rotation around an axis that is in the plane normal to probe axis (at measurement center), i.e., $\vartheta = 0$ is normal to probe axis |

**Calibration is Performed According to the Following Standards:**

- IEEE Std 1528-2003, "IEEE Recommended Practice for Determining the Peak Spatial-Averaged Specific Absorption Rate (SAR) in the Human Head from Wireless Communications Devices: Measurement Techniques", December 2003
- CENELEC EN 50361, "Basic standard for the measurement of Specific Absorption Rate related to human exposure to electromagnetic fields from mobile phones (300 MHz - 3 GHz), July 2001

**Methods Applied and Interpretation of Parameters:**

- NORM<sub>x,y,z</sub>**: Assessed for E-field polarization  $\vartheta = 0$  ( $f \leq 900$  MHz in TEM-cell;  $f > 1800$  MHz: R22 waveguide). NORM<sub>x,y,z</sub> are only intermediate values, i.e., the uncertainties of NORM<sub>x,y,z</sub> does not effect the E<sup>2</sup>-field uncertainty inside TSL (see below *ConvF*).
- NORM(f)<sub>x,y,z</sub> = NORM<sub>x,y,z</sub> \* frequency\_response** (see Frequency Response Chart). This linearization is implemented in DASY4 software versions later than 4.2. The uncertainty of the frequency response is included in the stated uncertainty of *ConvF*.
- DCP<sub>x,y,z</sub>**: DCP are numerical linearization parameters assessed based on the data of power sweep (no uncertainty required). DCP does not depend on frequency nor media.
- ConvF and Boundary Effect Parameters**: Assessed in flat phantom using E-field (or Temperature Transfer Standard for  $f \leq 800$  MHz) and inside waveguide using analytical field distributions based on power measurements for  $f > 800$  MHz. The same setups are used for assessment of the parameters applied for boundary compensation (alpha, depth) of which typical uncertainty values are given. These parameters are used in DASY4 software to improve probe accuracy close to the boundary. The sensitivity in TSL corresponds to NORM<sub>x,y,z</sub> \* *ConvF* whereby the uncertainty corresponds to that given for *ConvF*. A frequency dependent *ConvF* is used in DASY version 4.4 and higher which allows extending the validity from  $\pm 50$  MHz to  $\pm 100$  MHz.
- Spherical isotropy (3D deviation from isotropy)**: in a field of low gradients realized using a flat phantom exposed by a patch antenna.
- Sensor Offset**: The sensor offset corresponds to the offset of virtual measurement center from the probe tip (on probe axis). No tolerance required.

ET3DV6 SN:1798

August 25, 2006

# Probe ET3DV6

## SN:1798

|                  |                 |
|------------------|-----------------|
| Manufactured:    | August 14, 2003 |
| Last calibrated: | April 14, 2005  |
| Recalibrated:    | August 25, 2006 |

Calibrated for DASY Systems

(Note: non-compatible with DASY2 system!)

ET3DV6 SN:1798

August 25, 2006

## DASY - Parameters of Probe: ET3DV6 SN:1798

### Sensitivity in Free Space<sup>A</sup>

|       |              |                 |
|-------|--------------|-----------------|
| NormX | 1.97 ± 10.1% | $\mu V/(V/m)^2$ |
| NormY | 1.79 ± 10.1% | $\mu V/(V/m)^2$ |
| NormZ | 2.05 ± 10.1% | $\mu V/(V/m)^2$ |

### Diode Compression<sup>B</sup>

|       |       |
|-------|-------|
| DCP X | 98 mV |
| DCP Y | 92 mV |
| DCP Z | 95 mV |

### Sensitivity in Tissue Simulating Liquid (Conversion Factors)

Please see Page 8.

### Boundary Effect

TSL                      900 MHz      Typical SAR gradient: 5 % per mm

|   |                              |        |        |
|---|------------------------------|--------|--------|
| Sensor Center to Phantom Surface Distance |                              | 3.7 mm | 4.7 mm |
| SAR <sub>be</sub> [%]                     | Without Correction Algorithm | 7.5    | 3.9    |
| SAR <sub>be</sub> [%]                     | With Correction Algorithm    | 0.1    | 0.2    |

TSL                      1810 MHz      Typical SAR gradient: 10 % per mm

|   |                              |        |        |
|---|------------------------------|--------|--------|
| Sensor Center to Phantom Surface Distance |                              | 3.7 mm | 4.7 mm |
| SAR <sub>be</sub> [%]                     | Without Correction Algorithm | 11.6   | 6.6    |
| SAR <sub>be</sub> [%]                     | With Correction Algorithm    | 0.2    | 0.3    |

### Sensor Offset

Probe Tip to Sensor Center                      2.7 mm

The reported uncertainty of measurement is stated as the standard uncertainty of measurement multiplied by the coverage factor k=2, which for a normal distribution corresponds to a coverage probability of approximately 95%.

<sup>A</sup> The uncertainties of NormX,Y,Z do not affect the E<sup>2</sup>-field uncertainty inside TSL (see Page 8).

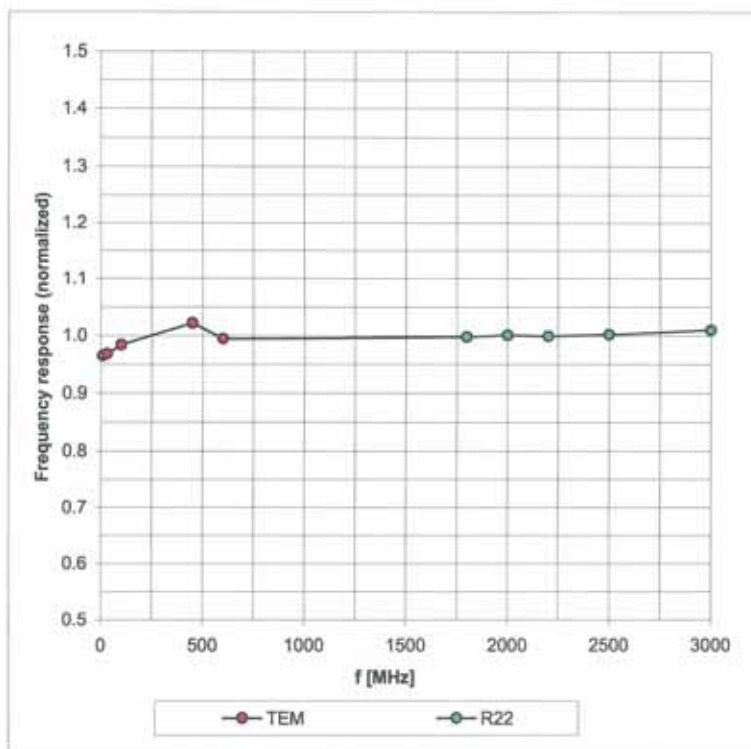
<sup>B</sup> Numerical linearization parameter: uncertainty not required.

ET3DV6 SN:1798

August 25, 2006

### Frequency Response of E-Field

(TEM-Cell:ifi110 EXX, Waveguide: R22)

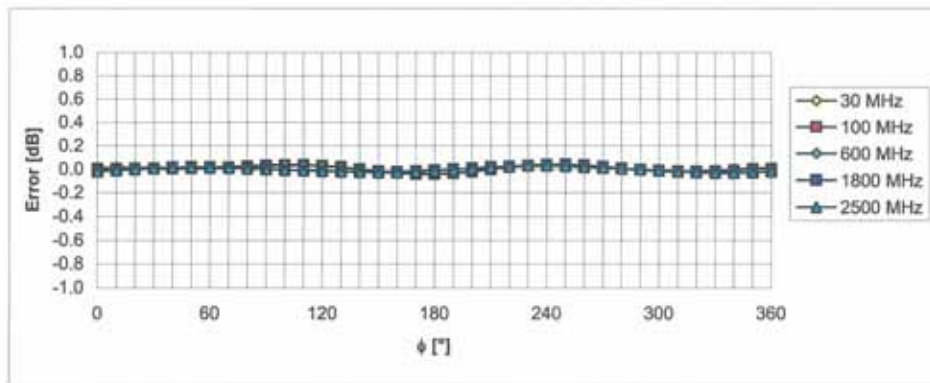
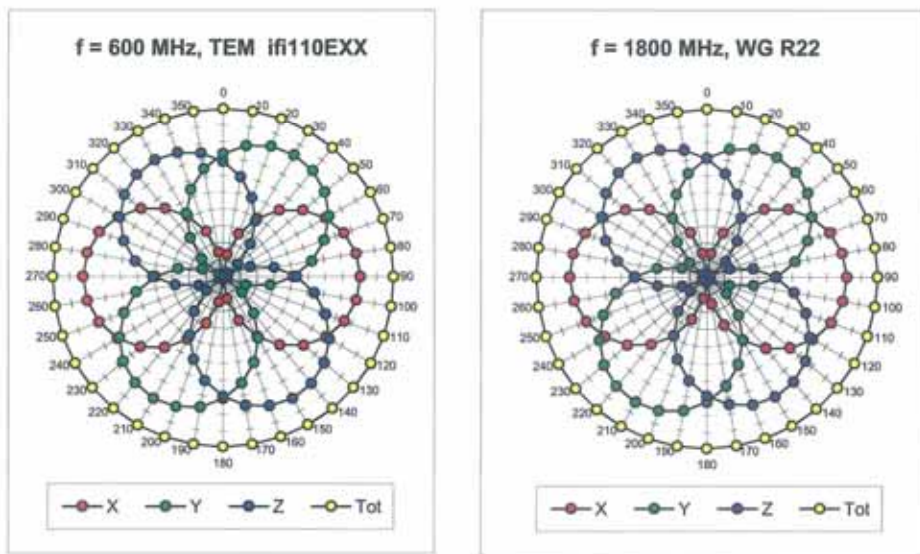


Uncertainty of Frequency Response of E-field:  $\pm 6.3\%$  ( $k=2$ )

ET3DV6 SN:1798

August 25, 2006

Receiving Pattern ( $\phi$ ),  $\theta = 0^\circ$

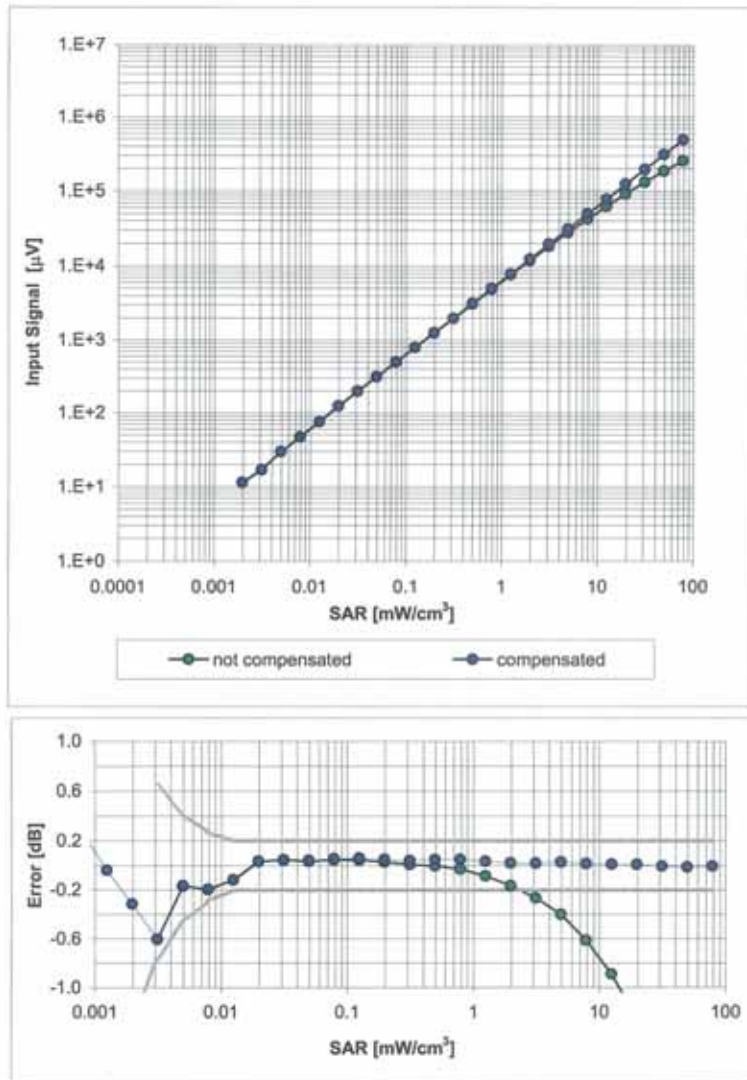


Uncertainty of Axial Isotropy Assessment:  $\pm 0.5\%$  ( $k=2$ )

ET3DV6 SN:1798

August 25, 2006

### Dynamic Range $f(\text{SAR}_{\text{head}})$ (Waveguide R22, $f = 1800 \text{ MHz}$ )



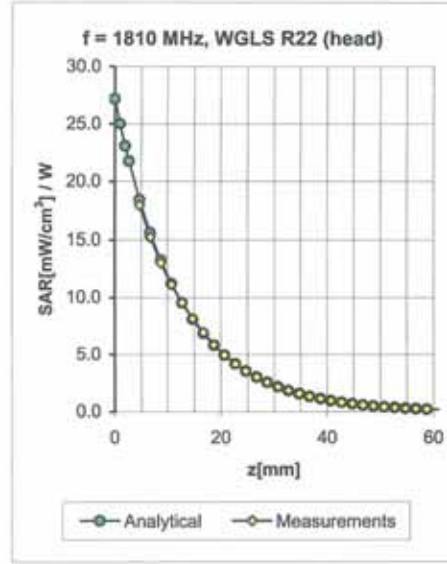
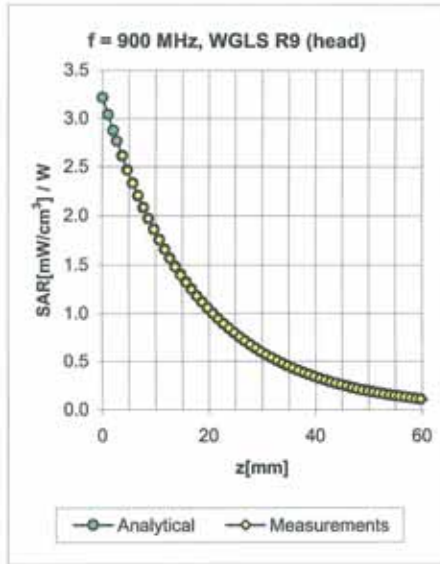
Uncertainty of Linearity Assessment:  $\pm 0.6\%$  ( $k=2$ )



ET3DV6 SN:1798

August 25, 2006

### Conversion Factor Assessment



| f [MHz] | Validity [MHz] <sup>c</sup> | TSL  | Permittivity | Conductivity | Alpha | Depth | ConvF Uncertainty  |
|---------|-----------------------------|------|--------------|--------------|-------|-------|--------------------|
| 450     | ± 50 / ± 100                | Head | 43.5 ± 5%    | 0.87 ± 5%    | 0.35  | 1.82  | 7.59 ± 13.3% (k=2) |
| 900     | ± 50 / ± 100                | Head | 41.5 ± 5%    | 0.97 ± 5%    | 0.54  | 1.80  | 6.73 ± 11.0% (k=2) |
| 1810    | ± 50 / ± 100                | Head | 40.0 ± 5%    | 1.40 ± 5%    | 0.48  | 2.78  | 5.60 ± 11.0% (k=2) |
| 1950    | ± 50 / ± 100                | Head | 40.0 ± 5%    | 1.40 ± 5%    | 0.52  | 2.77  | 5.25 ± 11.0% (k=2) |
| 2450    | ± 50 / ± 100                | Head | 39.2 ± 5%    | 1.80 ± 5%    | 0.55  | 2.23  | 4.73 ± 11.8% (k=2) |
| 450     | ± 50 / ± 100                | Body | 56.7 ± 5%    | 0.94 ± 5%    | 0.24  | 1.85  | 7.86 ± 13.3% (k=2) |
| 835     | ± 50 / ± 100                | Body | 55.2 ± 5%    | 0.97 ± 5%    | 0.46  | 2.02  | 6.71 ± 11.0% (k=2) |
| 1900    | ± 50 / ± 100                | Body | 53.3 ± 5%    | 1.52 ± 5%    | 0.64  | 2.69  | 4.80 ± 11.0% (k=2) |
| 2450    | ± 50 / ± 100                | Body | 52.7 ± 5%    | 1.95 ± 5%    | 0.45  | 1.82  | 4.37 ± 11.8% (k=2) |

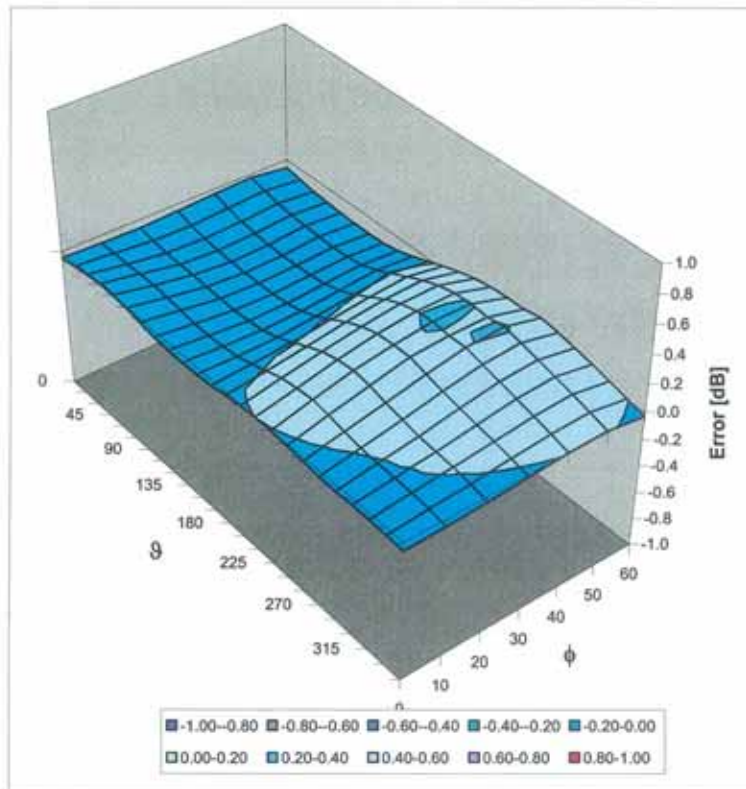
<sup>c</sup> The validity of ± 100 MHz only applies for DASY v4.4 and higher (see Page 2). The uncertainty is the RSS of the ConvF uncertainty at calibration frequency and the uncertainty for the indicated frequency band.

ET3DV6 SN:1798

August 25, 2006

### Deviation from Isotropy in HSL

Error ( $\phi$ ,  $\theta$ ),  $f = 900$  MHz



Uncertainty of Spherical Isotropy Assessment:  $\pm 2.6\%$  ( $k=2$ )

Schmid & Partner Engineering AG

**s p e a g**

Zeughausstrasse 43, 8004 Zurich, Switzerland  
Phone +41 1 245 9700, Fax +41 1 245 9779  
info@speag.com, <http://www.speag.com>

## IMPORTANT NOTICE

### USAGE OF PROBES IN ORGANIC SOLVENTS

Diethylene Glycol Monobuthy Ether (the basis for liquids above 1 GHz), as many other organic solvents, is a very effective softener for synthetic materials. These solvents can cause irreparable damage to certain SPEAG products, except those which are explicitly declared as compliant with organic solvents.

#### Compatible Probes:

- ET3DV6
- ET3DV6R
- ES3DVx
- EX3DVx
- ER3DV6
- H3DV6

#### Important Note for ET3DV6 Probes:

**The ET3DV6 probes shall not be exposed to solvents longer than necessary for the measurements and shall be cleaned daily after use with warm water and stored dry.**

**s p e a g**

Schmid & Partner Engineering AG  
Zeughausstrasse 43, 8004 Zurich, Switzerland  
Phone +41 1 245 9700, Fax +41 1 245 9779  
info@speag.com, <http://www.speag.com>

Schmid & Partner Engineering AG

Technical Note 01.06.15-1A

October 2003