

## ATTACHMENT O – SAR TEST PLOTS

Test Laboratory: HCT

Company : AXESSTEL INC.  
Mode : PCS1900 / Channel : 25(EVDO)  
Position : Body / Antenna : Intenna  
Liquid Temperature : 21.6 °C  
Date Tested : February 2, 2007

DUT: MV140

Communication System: PCS 1900MHz FCC; Frequency: 1851.25 MHz; Duty Cycle: 1:1  
Medium parameters used (interpolated):  $f = 1851.25$  MHz;  $\sigma = 1.52$  mho/m;  $\epsilon_r = 52.2$ ;  $\rho = 1000$  kg/m<sup>3</sup>  
Phantom section: Flat Section ; Measurement SW: DASY4, V4.7 Build 53

DASY4 Configuration:

- Probe: ET3DV6 - SN1798; ConvF(4.8, 4.8, 4.8); Calibrated: 2006-08-25
- Sensor-Surface: 4mm (Mechanical Surface Detection)
- Electronics: DAE4 Sn447; Calibrated: 2006-11-17
- Phantom: SAM 1800/1900 MHz; Type: SAM

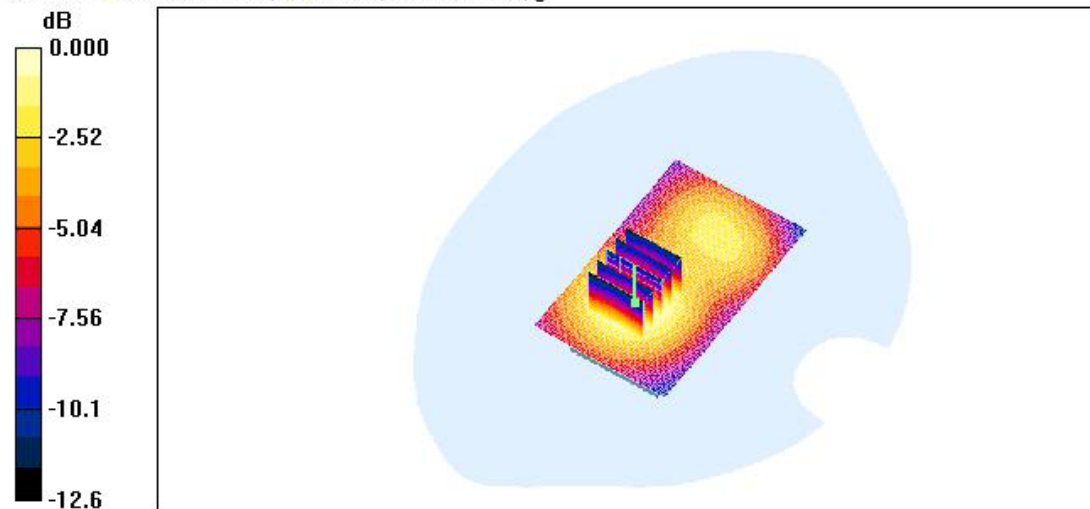
**EVDO BOTTOM 25ch/Area Scan (51x81x1):** Measurement grid: dx=15mm, dy=15mm

Info: Interpolated medium parameters used for SAR evaluation.  
Maximum value of SAR (interpolated) = 0.466 mW/g

**EVDO BOTTOM 25ch/Zoom Scan (5x5x7)/Cube 0:** Measurement grid: dx=8mm, dy=8mm, dz=5mm

Reference Value = 14.9 V/m; Power Drift = 0.111 dB  
Peak SAR (extrapolated) = 0.632 W/kg  
**SAR(1 g) = 0.455 mW/g; SAR(10 g) = 0.303 mW/g**

Info: Interpolated medium parameters used for SAR evaluation.  
Maximum value of SAR (measured) = 0.491 mW/g



0 dB = 0.491mW/g

Test Laboratory: HCT

Company : AXESSTEL INC.  
Mode : PCS1900 / Channel : 600(EVDO)  
Position : Body / Antenna : Intenna  
Liquid Temperature : 21.6 °C  
Date Tested : February 2, 2007

**DUT: MV140**

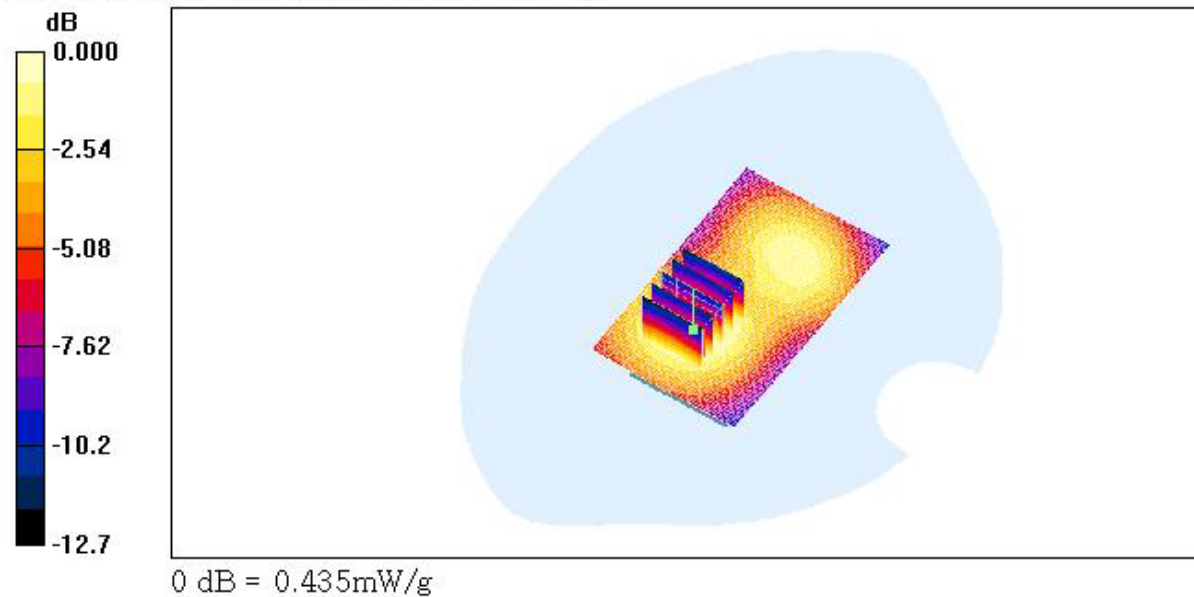
Communication System: PCS 1900MHz FCC; Frequency: 1880 MHz; Duty Cycle: 1:1  
Medium parameters used:  $f = 1880 \text{ MHz}$ ;  $\sigma = 1.55 \text{ mho/m}$ ;  $\epsilon_r = 52$ ;  $\rho = 1000 \text{ kg/m}^3$   
Phantom section: Flat Section ; Measurement SW: DASY4, V4.7 Build 53

DASY4 Configuration:

- Probe: ET3DV6 - SN1798; ConvF(4.8, 4.8, 4.8); Calibrated: 2006-08-25
- Sensor-Surface: 4mm (Mechanical Surface Detection)
- Electronics: DAE4 Sn447; Calibrated: 2006-11-17
- Phantom: SAM 1800/1900 MHz; Type: SAM

**EVDO BOTTOM 600ch/Area Scan (51x81x1):** Measurement grid:  $dx=15\text{mm}$ ,  $dy=15\text{mm}$   
Maximum value of SAR (interpolated) = 0.427 mW/g

**EVDO BOTTOM 600ch/Zoom Scan (5x5x7)/Cube 0:** Measurement grid:  $dx=8\text{mm}$ ,  $dy=8\text{mm}$ ,  $dz=5\text{mm}$   
Reference Value = 13.6 V/m; Power Drift = 0.118 dB  
Peak SAR (extrapolated) = 0.570 W/kg  
**SAR(1 g) = 0.409 mW/g; SAR(10 g) = 0.273 mW/g**  
Maximum value of SAR (measured) = 0.435 mW/g



Test Laboratory: HCT

Company : AXESSTEL INC.  
Mode : PCS1900 / Channel : 1175(EVDO)  
Position : Body / Antenna : Intenna  
Liquid Temperature : 21.6°C  
Date Tested : February 2, 2007

**DUT: MV140**

Communication System: PCS 1900MHz FCC; Frequency: 1908.75 MHz;Duty Cycle: 1:1  
Medium parameters used (interpolated):  $f = 1908.75$  MHz;  $\sigma = 1.58$  mho/m;  $\epsilon_r = 51.8$ ;  $\rho = 1000$  kg/m<sup>3</sup>  
Phantom section: Flat Section ;Measurement SW: DASY4, V4.7 Build 53

DASY4 Configuration:

- Probe: ET3DV6 - SN1798; ConvF(4.8, 4.8, 4.8); Calibrated: 2006-08-25
- Sensor-Surface: 4mm (Mechanical Surface Detection)
- Electronics: DAE4 Sn447; Calibrated: 2006-11-17
- Phantom: SAM 1800/1900 MHz; Type: SAM

**EVDO BOTTOM 1175ch/Area Scan (51x81x1):** Measurement grid:  $\Delta x=15$ mm,  $\Delta y=15$ mm

Info: Interpolated medium parameters used for SAR evaluation.  
Maximum value of SAR (interpolated) = 0.473 mW/g

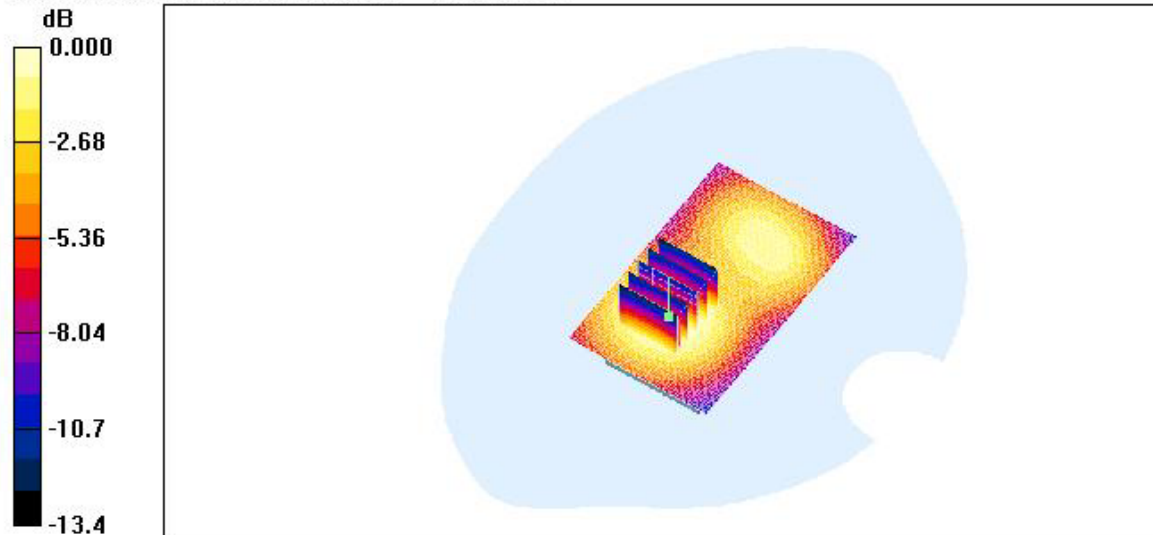
**EVDO BOTTOM 1175ch/Zoom Scan (5x5x7)/Cube 0:** Measurement grid:  $\Delta x=8$ mm,  $\Delta y=8$ mm,  $\Delta z=5$ mm

Reference Value = 13.7 V/m; Power Drift = -0.099 dB

Peak SAR (extrapolated) = 0.620 W/kg

**SAR(1 g) = 0.423 mW/g; SAR(10 g) = 0.275 mW/g**

Info: Interpolated medium parameters used for SAR evaluation.  
Maximum value of SAR (measured) = 0.454 mW/g



0 dB = 0.454mW/g

Test Laboratory: HCT

Company : AXESSTEL INC.  
Mode : PCS1900 / Channel : 25(EVDO)  
Position : Body / Antenna : Intenna  
Liquid Temperature : 21.6°C  
Date Tested : February 2, 2007

**DUT: MV140**

Communication System: PCS 1900MHz FCC; Frequency: 1851.25 MHz;Duty Cycle: 1:1  
Medium parameters used (interpolated):  $f = 1851.25$  MHz;  $\sigma = 1.52$  mho/m;  $\epsilon_r = 52.2$ ;  $\rho = 1000$  kg/m<sup>3</sup>  
Phantom section: Flat Section ;Measurement SW: DASY4, V4.7 Build 53

DASY4 Configuration:

- Probe: ET3DV6 - SN1798; ConvF(4.8, 4.8, 4.8); Calibrated: 2006-08-25
- Sensor-Surface: 4mm (Mechanical Surface Detection)
- Electronics: DAE4 Sn447; Calibrated: 2006-11-17
- Phantom: SAM 1800/1900 MHz; Type: SAM

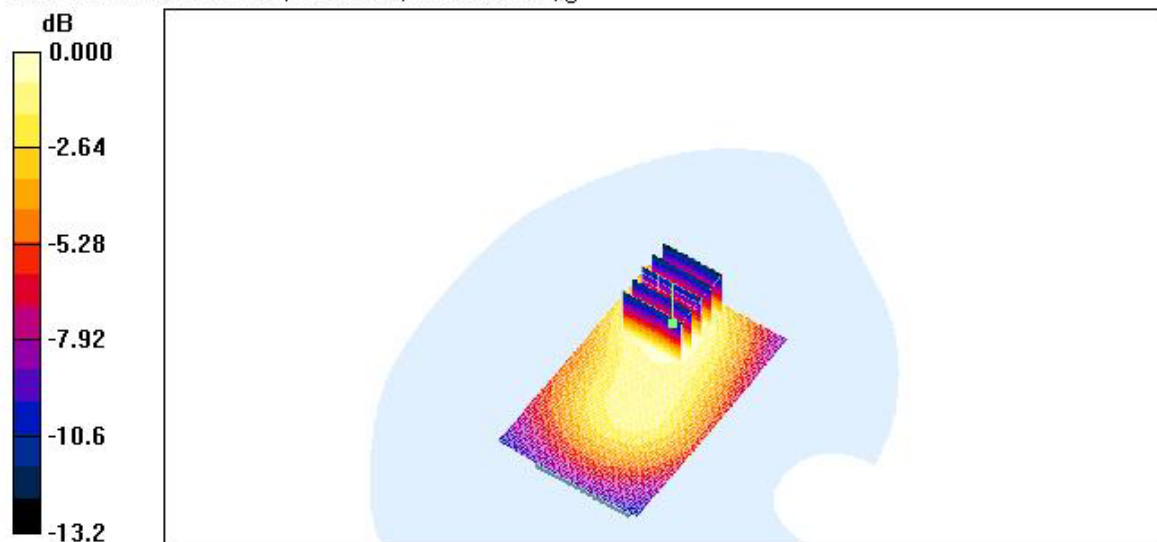
**EVDO TOP 25ch/Area Scan (51x81x1):** Measurement grid: dx=15mm, dy=15mm

Info: Interpolated medium parameters used for SAR evaluation.  
Maximum value of SAR (interpolated) = 0.373 mW/g

**EVDO TOP 25ch/Zoom Scan (5x5x7)/Cube 0:** Measurement grid: dx=8mm, dy=8mm, dz=5mm

Reference Value = 15.0 V/m; Power Drift = -0.121 dB  
Peak SAR (extrapolated) = 0.475 W/kg  
**SAR(1 g) = 0.334 mW/g; SAR(10 g) = 0.219 mW/g**

Info: Interpolated medium parameters used for SAR evaluation.  
Maximum value of SAR (measured) = 0.362 mW/g



0 dB = 0.362mW/g

Test Laboratory: HCT

Company : AXESSTEL INC.  
Mode : PCS1900 / Channel : 25  
Position : Body / Antenna : Intenna  
Liquid Temperature : 21.6°C  
Date Tested : February 2, 2007

DUT: MV140

Communication System: PCS 1900MHz FCC; Frequency: 1851.25 MHz;Duty Cycle: 1:1  
Medium parameters used (interpolated):  $f = 1851.25$  MHz;  $\sigma = 1.52$  mho/m;  $\epsilon_r = 52.2$ ;  $\rho = 1000$  kg/m<sup>3</sup>  
Phantom section: Flat Section ;Measurement SW: DASY4, V4.7 Build 53

DASY4 Configuration:

- Probe: ET3DV6 - SN1798; ConvF(4.8, 4.8, 4.8); Calibrated: 2006-08-25
- Sensor-Surface: 4mm (Mechanical Surface Detection)
- Electronics: DAE4 Sn447; Calibrated: 2006-11-17
- Phantom: SAM 1800/1900 MHz; Type: SAM

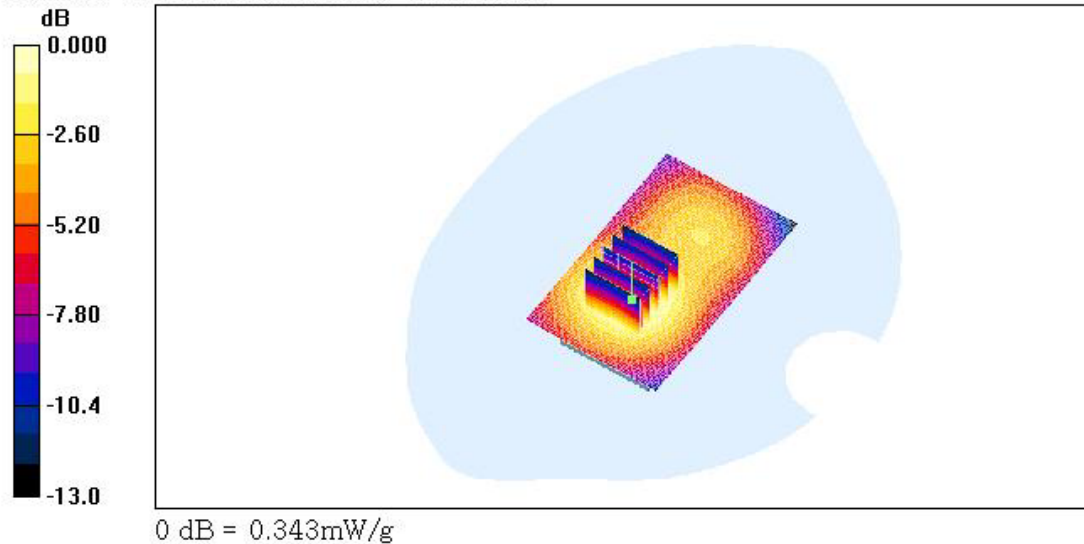
**CDMA BOTTOM 25ch/Area Scan (51x81x1):** Measurement grid:  $dx=15$ mm,  $dy=15$ mm

Info: Interpolated medium parameters used for SAR evaluation.  
Maximum value of SAR (interpolated) = 0.334 mW/g

**CDMA BOTTOM 25ch/Zoom Scan (5x5x7)/Cube 0:** Measurement grid:  $dx=8$ mm,  $dy=8$ mm,  $dz=5$ mm

Reference Value = 13.2 V/m; Power Drift = 0.076 dB  
Peak SAR (extrapolated) = 0.449 W/kg  
**SAR(1 g) = 0.321 mW/g; SAR(10 g) = 0.212 mW/g**

Info: Interpolated medium parameters used for SAR evaluation.  
Maximum value of SAR (measured) = 0.343 mW/g



Test Laboratory: HCT

Company : AXESSTEL INC.  
Mode : PCS1900 / Channel : 25(EVDO)  
Position : Body / Antenna : Intenna  
Liquid Temperature : 21.6°C  
Date Tested : February 2, 2007

DUT: MV140

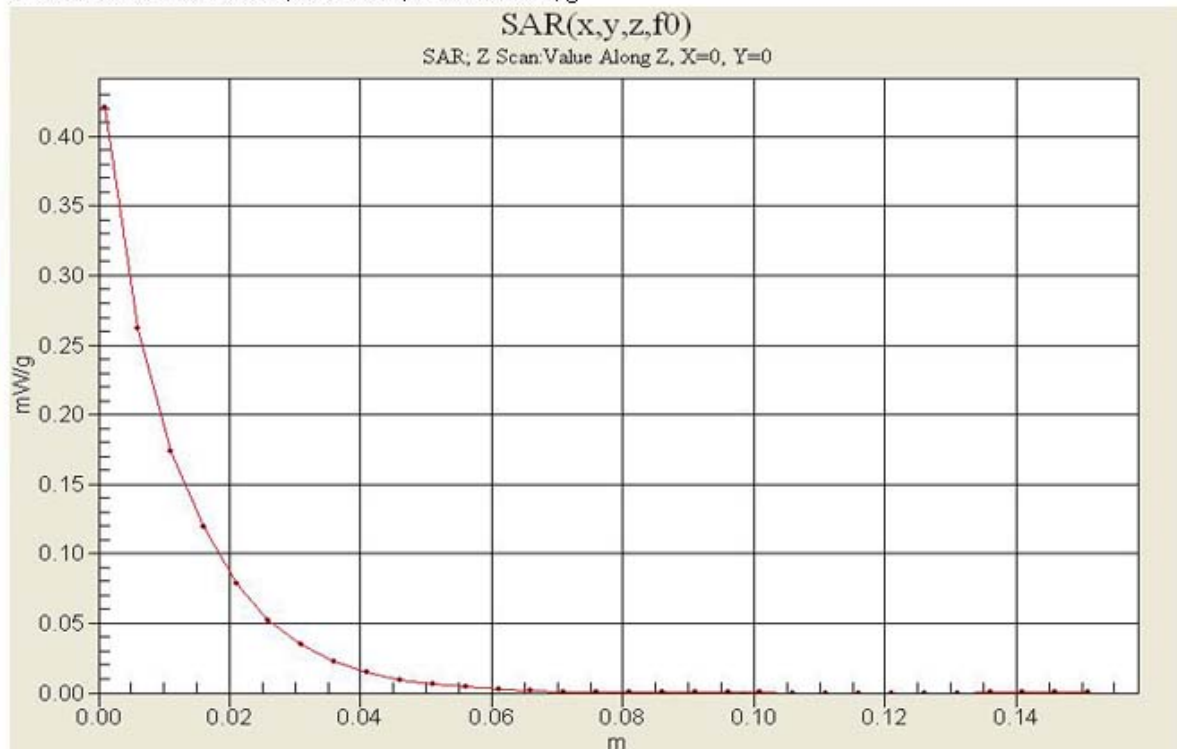
Communication System: PCS 1900MHz FCC; Frequency: 1851.25 MHz;Duty Cycle: 1:1  
Medium parameters used (interpolated):  $f = 1851.25$  MHz;  $\sigma = 1.52$  mho/m;  $\epsilon_r = 52.2$ ;  $\rho = 1000$  kg/m<sup>3</sup>  
Phantom section: Flat Section ;Measurement SW: DASY4, V4.7 Build 53

DASY4 Configuration:

- Probe: ET3DV6 - SN1798; ConvF(4.8, 4.8, 4.8); Calibrated: 2006-08-25
- Sensor-Surface: 0mm (Fix Surface)
- Electronics: DAE4 Sn447; Calibrated: 2006-11-17
- Phantom: SAM 1800/1900 MHz; Type: SAM

EVDO BOTTOM 25ch/Z Scan (1x1x31): Measurement grid: dx=20mm, dy=20mm, dz=5mm

Info: Interpolated medium parameters used for SAR evaluation.  
Maximum value of SAR (measured) = 0.421 mW/g



Test Laboratory: HCT

Company : AXESSTEL INC.  
Mode : PCS1900 / Channel : 25  
Position : Body / Antenna : Intenna  
Liquid Temperature : 22.1 °C  
Date Tested : April 30, 2007

DUT: MV140

Communication System: PCS 1900MHz FCC; Frequency: 1851.25 MHz; Duty Cycle: 1:1  
Medium parameters used (interpolated):  $f = 1851.25$  MHz;  $\sigma = 1.51$  mho/m;  $\epsilon_r = 52.1$ ;  $\rho = 1000$  kg/m<sup>3</sup>

Phantom section: Flat Section ; Measurement SW: DASY4, V4.7 Build 53

DASY4 Configuration:

- Probe: ET3DV6 - SN1607; ConvF(4.61, 4.61, 4.61); Calibrated: 2007-02-21
- Sensor-Surface: 4mm (Mechanical Surface Detection)
- Electronics: DAE3 Sn446; Calibrated: 2006-11-15
- Phantom: SAM 1800/1900 MHz; Type: SAM

**PCS TOP 25ch/Area Scan (51x81x1):** Measurement grid: dx=15mm, dy=15mm

Info: Interpolated medium parameters used for SAR evaluation.  
Maximum value of SAR (interpolated) = 0.401 mW/g

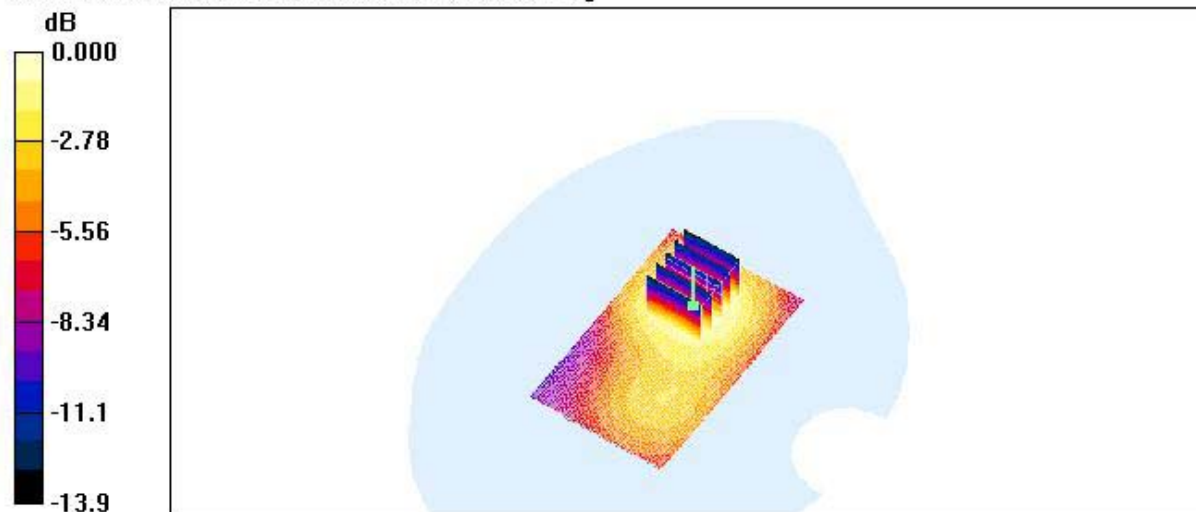
**PCS TOP 25ch/Zoom Scan (5x5x7)/Cube 0:** Measurement grid: dx=8mm, dy=8mm, dz=5mm

Reference Value = 13.2 V/m; Power Drift = 0.012 dB

Peak SAR (extrapolated) = 0.553 W/kg

**SAR(1 g) = 0.380 mW/g; SAR(10 g) = 0.242 mW/g**

Info: Interpolated medium parameters used for SAR evaluation.  
Maximum value of SAR (measured) = 0.412 mW/g



0 dB = 0.412mW/g



Test Laboratory: HCT

Company : AXESSTEL INC.  
Mode : PCS1900 / Channel : 25(EVDO)  
Position : Body / Antenna : Intenna  
Liquid Temperature : 22.1 °C  
Date Tested : April 30, 2007

**DUT: MV140**

Communication System: PCS 1900MHz FCC; Frequency: 1851.25 MHz,Duty Cycle: 1:1  
Medium parameters used (interpolated):  $f = 1851.25$  MHz;  $\sigma = 1.51$  mho/m;  $\epsilon_r = 52.1$ ;  $\rho = 1000$  kg/m<sup>3</sup>  
Phantom section: Flat Section ; Measurement SW: DASY4, V4.7 Build 53

DASY4 Configuration:

- Probe: ET3DV6 - SN1607; ConvF(4.61, 4.61, 4.61); Calibrated: 2007-02-21
- Sensor-Surface: 4mm (Mechanical Surface Detection)
- Electronics: DAE3 Sn446; Calibrated: 2006-11-15
- Phantom: SAM 1800/1900 MHz; Type: SAM

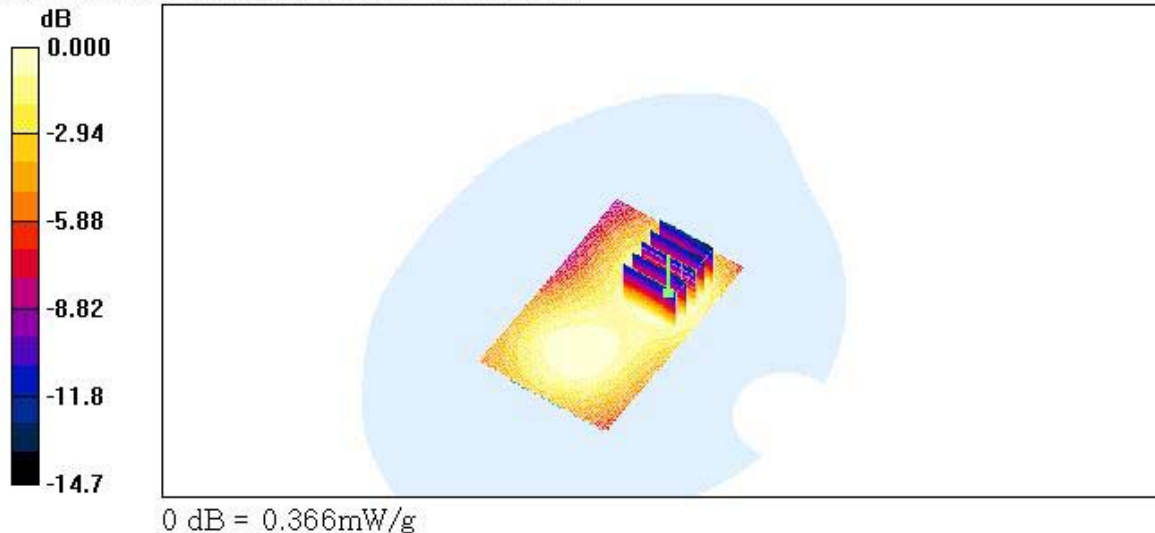
**EVDO Bottom 25ch/Area Scan (51x81x1):** Measurement grid:  $\Delta x=15$ mm,  $\Delta y=15$ mm

Info: Interpolated medium parameters used for SAR evaluation.  
Maximum value of SAR (interpolated) = 0.376 mW/g

**EVDO Bottom 25ch/Zoom Scan (5x5x7)/Cube 0:** Measurement grid:  $\Delta x=8$ mm,  $\Delta y=8$ mm,  $\Delta z=5$ mm

Reference Value = 14.4 V/m; Power Drift = -0.178 dB  
Peak SAR (extrapolated) = 0.509 W/kg  
**SAR(1 g) = 0.338 mW/g; SAR(10 g) = 0.216 mW/g**

Info: Interpolated medium parameters used for SAR evaluation.  
Maximum value of SAR (measured) = 0.366 mW/g



Test Laboratory: HCT

Company : AXESSTEL INC.  
Mode : PCS1900 / Channel : 25(EVDO)  
Position : Body / Antenna : Intenna  
Liquid Temperature : 22.1 °C  
Date Tested : April 30, 2007

DUT: MV140

Communication System: PCS 1900MHz FCC; Frequency: 1851.25 MHz; Duty Cycle: 1:1  
Medium parameters used (interpolated):  $f = 1851.25$  MHz;  $\sigma = 1.51$  mho/m;  $\epsilon_r = 52.1$ ;  $\rho = 1000$  kg/m<sup>3</sup>

Phantom section: Flat Section ; Measurement SW: DASY4, V4.7 Build 53

DASY4 Configuration:

- Probe: ET3DV6 - SN1607; ConvF(4.61, 4.61, 4.61); Calibrated: 2007-02-21
- Sensor-Surface: 4mm (Mechanical Surface Detection)
- Electronics: DAE3 Sn446; Calibrated: 2006-11-15
- Phantom: SAM 1800/1900 MHz; Type: SAM

**EVDO TOP 25ch/Area Scan (51x81x1):** Measurement grid:  $\Delta x = 15$ mm,  $\Delta y = 15$ mm

Info: Interpolated medium parameters used for SAR evaluation.  
Maximum value of SAR (interpolated) = 0.475 mW/g

**EVDO TOP 25ch/Zoom Scan (5x5x7)/Cube 0:** Measurement grid:  $\Delta x = 8$ mm,  $\Delta y = 8$ mm,  $\Delta z = 5$ mm

Reference Value = 14.9 V/m; Power Drift = -0.071 dB  
Peak SAR (extrapolated) = 0.657 W/kg  
**SAR(1 g) = 0.454 mW/g; SAR(10 g) = 0.289 mW/g**

Info: Interpolated medium parameters used for SAR evaluation.  
Maximum value of SAR (measured) = 0.485 mW/g

