



**Calibration Laboratory of  
Schmid & Partner  
Engineering AG**  
Zeughausstrasse 43, 8004 Zurich, Switzerland

**Client**      **HCT (Dymstec)**

CALIBRATION CERTIFICATE																																			
Object(s)	ET3DV6 - SN:1798																																		
Calibration procedure(s)	QA CAL-01.v2 Calibration procedure for dosimetric E-field probes																																		
Calibration date:	October 7, 2003																																		
Condition of the calibrated item	In Tolerance (according to the specific calibration document)																																		
<p>This calibration statement documents traceability of M&amp;TE used in the calibration procedures and conformity of the procedures with the ISO/IEC 17025 international standard.</p> <p>All calibrations have been conducted in the closed laboratory facility: environment temperature 22 +/- 2 degrees Celsius and humidity &lt; 75%.</p> <p>Calibration Equipment used (M&amp;TE critical for calibration)</p> <table border="1"> <thead> <tr> <th>Model Type</th> <th>ID #</th> <th>Cal Date (Calibrated by, Certificate No.)</th> <th>Scheduled Calibration</th> </tr> </thead> <tbody> <tr> <td>Power meter EPM E4419B</td> <td>GB41293874</td> <td>2-Apr-03 (METAS, No 252-0250)</td> <td>Apr-04</td> </tr> <tr> <td>Power sensor E4412A</td> <td>MY41495277</td> <td>2-Apr-03 (METAS, No 252-0250)</td> <td>Apr-04</td> </tr> <tr> <td>Reference 20 dB Attenuator</td> <td>SN: 5086 (20b)</td> <td>3-Apr-03 (METAS No. 251-0340)</td> <td>Apr-04</td> </tr> <tr> <td>Fluke Process Calibrator Type 702</td> <td>SN: 6295803</td> <td>8-Sep-03 (Sintrel SCS No. E-030020)</td> <td>Sep-04</td> </tr> <tr> <td>Power sensor HP 8481A</td> <td>MY41092180</td> <td>18-Sep-02 (Agilent, No. 20020918)</td> <td>In house check: Oct 03</td> </tr> <tr> <td>RF generator HP 8684C</td> <td>US3642U01700</td> <td>4-Aug-99 (SPEAG, in house check Aug-02)</td> <td>In house check: Aug-05</td> </tr> <tr> <td>Network Analyzer HP 8753E</td> <td>US37390585</td> <td>18-Oct-01 (Agilent, No. 24BR1033101)</td> <td>In house check: Oct 03</td> </tr> </tbody> </table>				Model Type	ID #	Cal Date (Calibrated by, Certificate No.)	Scheduled Calibration	Power meter EPM E4419B	GB41293874	2-Apr-03 (METAS, No 252-0250)	Apr-04	Power sensor E4412A	MY41495277	2-Apr-03 (METAS, No 252-0250)	Apr-04	Reference 20 dB Attenuator	SN: 5086 (20b)	3-Apr-03 (METAS No. 251-0340)	Apr-04	Fluke Process Calibrator Type 702	SN: 6295803	8-Sep-03 (Sintrel SCS No. E-030020)	Sep-04	Power sensor HP 8481A	MY41092180	18-Sep-02 (Agilent, No. 20020918)	In house check: Oct 03	RF generator HP 8684C	US3642U01700	4-Aug-99 (SPEAG, in house check Aug-02)	In house check: Aug-05	Network Analyzer HP 8753E	US37390585	18-Oct-01 (Agilent, No. 24BR1033101)	In house check: Oct 03
Model Type	ID #	Cal Date (Calibrated by, Certificate No.)	Scheduled Calibration																																
Power meter EPM E4419B	GB41293874	2-Apr-03 (METAS, No 252-0250)	Apr-04																																
Power sensor E4412A	MY41495277	2-Apr-03 (METAS, No 252-0250)	Apr-04																																
Reference 20 dB Attenuator	SN: 5086 (20b)	3-Apr-03 (METAS No. 251-0340)	Apr-04																																
Fluke Process Calibrator Type 702	SN: 6295803	8-Sep-03 (Sintrel SCS No. E-030020)	Sep-04																																
Power sensor HP 8481A	MY41092180	18-Sep-02 (Agilent, No. 20020918)	In house check: Oct 03																																
RF generator HP 8684C	US3642U01700	4-Aug-99 (SPEAG, in house check Aug-02)	In house check: Aug-05																																
Network Analyzer HP 8753E	US37390585	18-Oct-01 (Agilent, No. 24BR1033101)	In house check: Oct 03																																
Calibrated by:	Name Nico Vetterli	Function Technician	Signature 																																
Approved by:	Name Katja Pokovic	Function Laboratory Director	Signature 																																
Date issued: October 8, 2003																																			
<p>This calibration certificate is issued as an intermediate solution until the accreditation process (based on ISO/IEC 17025 International Standard) for Calibration Laboratory of Schmid &amp; Partner Engineering AG is completed.</p>																																			

Schmid &amp; Partner Engineering AG

**s p e a g**

---

Zeughausstrasse 43, 8004 Zurich, Switzerland  
Phone +41 1 245 9700, Fax +41 1 245 9779  
info@speag.com, <http://www.speag.com>

# Probe ET3DV6

## SN:1798

Manufactured: August 14, 2003  
Last calibration: October 7, 2003

Calibrated for DASYS Systems

(Note: non-compatible with DASYS2 system!)

ET3DV6 SN:1798

October 7, 2003

## DASY - Parameters of Probe: ET3DV6 SN:1798

### Sensitivity in Free Space

### Diode Compression

NormX	1.82 $\mu\text{V}/(\text{V}/\text{m})^2$	DCP X	96	mV
NormY	1.72 $\mu\text{V}/(\text{V}/\text{m})^2$	DCP Y	96	mV
NormZ	1.64 $\mu\text{V}/(\text{V}/\text{m})^2$	DCP Z	96	mV

### Sensitivity in Tissue Simulating Liquid

Head 900 MHz  $\epsilon_r = 41.5 \pm 5\%$   $\sigma = 0.97 \pm 5\%$  mho/m

Valid for f=800-1000 MHz with Head Tissue Simulating Liquid according to EN 50361, P1528-200X

ConvF X	6.6 $\pm 9.5\%$ (k=2)	Boundary effect:	
ConvF Y	6.6 $\pm 9.5\%$ (k=2)	Alpha	0.29
ConvF Z	6.6 $\pm 9.5\%$ (k=2)	Depth	3.00

Head 1800 MHz  $\epsilon_r = 40.0 \pm 5\%$   $\sigma = 1.40 \pm 5\%$  mho/m

Valid for f=1710-1910 MHz with Head Tissue Simulating Liquid according to EN 50361, P1528-200X

ConvF X	5.2 $\pm 9.5\%$ (k=2)	Boundary effect:	
ConvF Y	5.2 $\pm 9.5\%$ (k=2)	Alpha	0.44
ConvF Z	5.2 $\pm 9.5\%$ (k=2)	Depth	2.78

### Boundary Effect

Head 900 MHz Typical SAR gradient: 5 % per mm

Probe Tip to Boundary		1 mm	2 mm
SAR <sub>be</sub> [%] Without Correction Algorithm		9.6	5.8
SAR <sub>be</sub> [%] With Correction Algorithm		0.4	0.5

Head 1800 MHz Typical SAR gradient: 10 % per mm

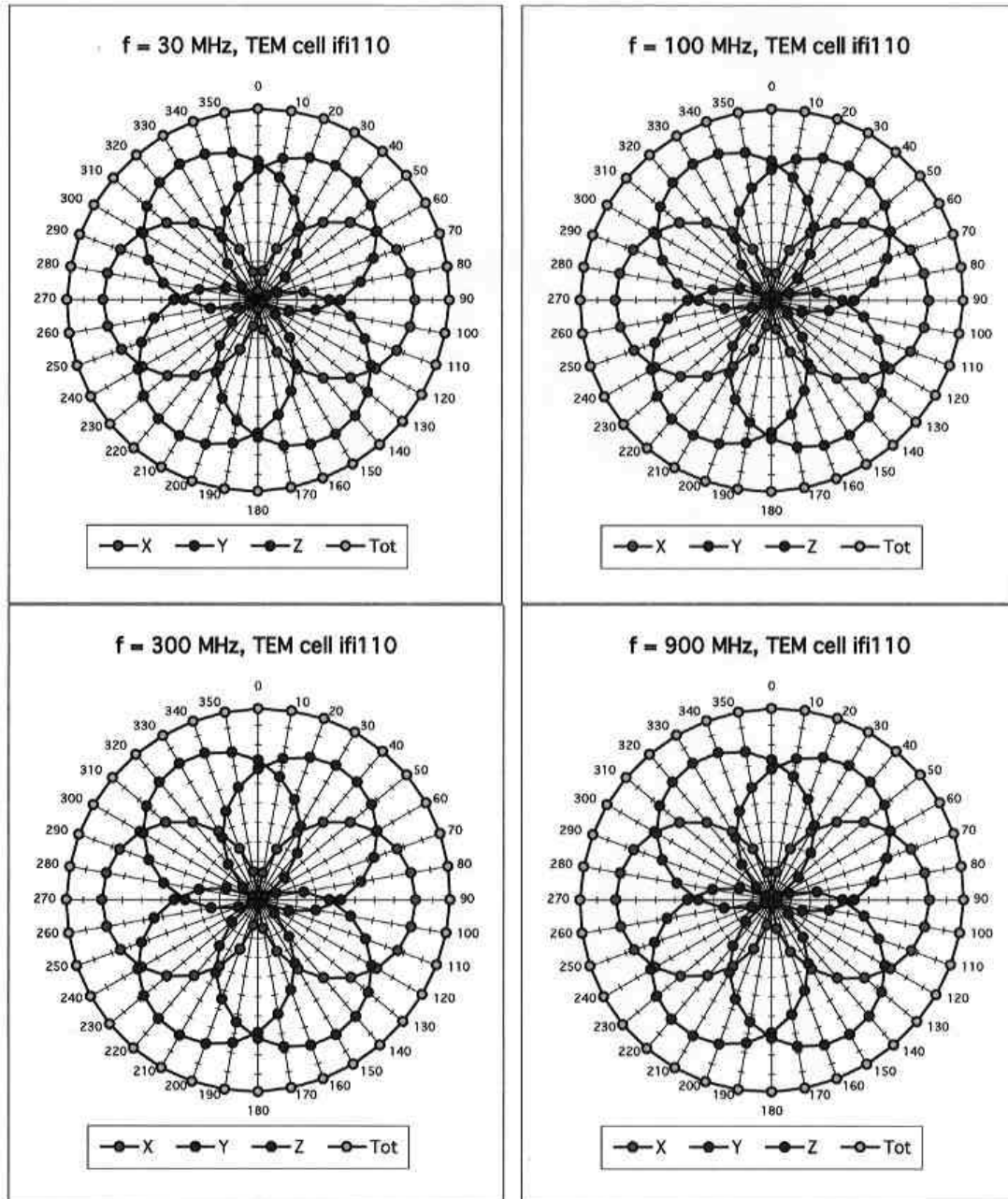
Probe Tip to Boundary		1 mm	2 mm
SAR <sub>be</sub> [%] Without Correction Algorithm		12.9	9.0
SAR <sub>be</sub> [%] With Correction Algorithm		0.2	0.2

### Sensor Offset

Probe Tip to Sensor Center	2.7	mm
Optical Surface Detection	1.7 $\pm$ 0.2	mm

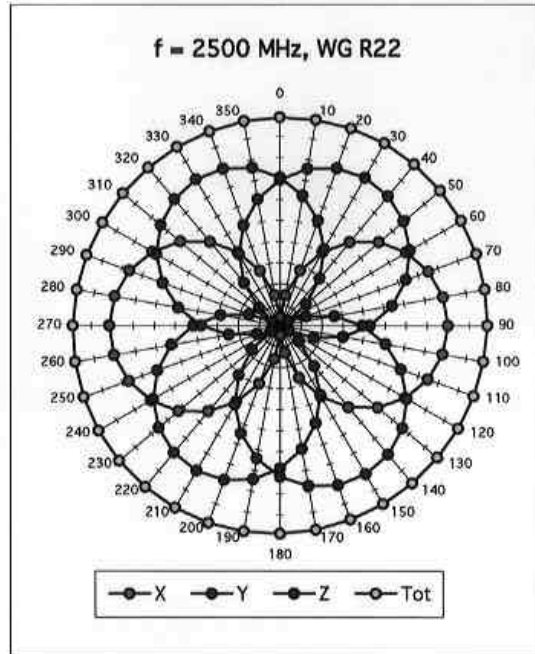
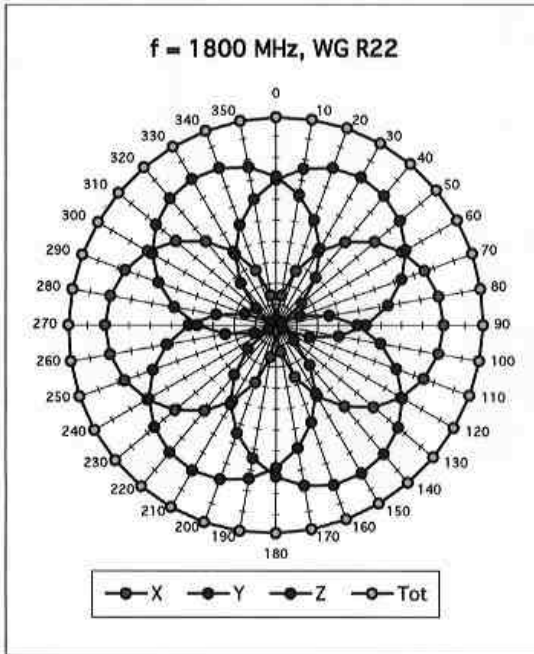
ET3DV6 SN:1798

October 7, 2003

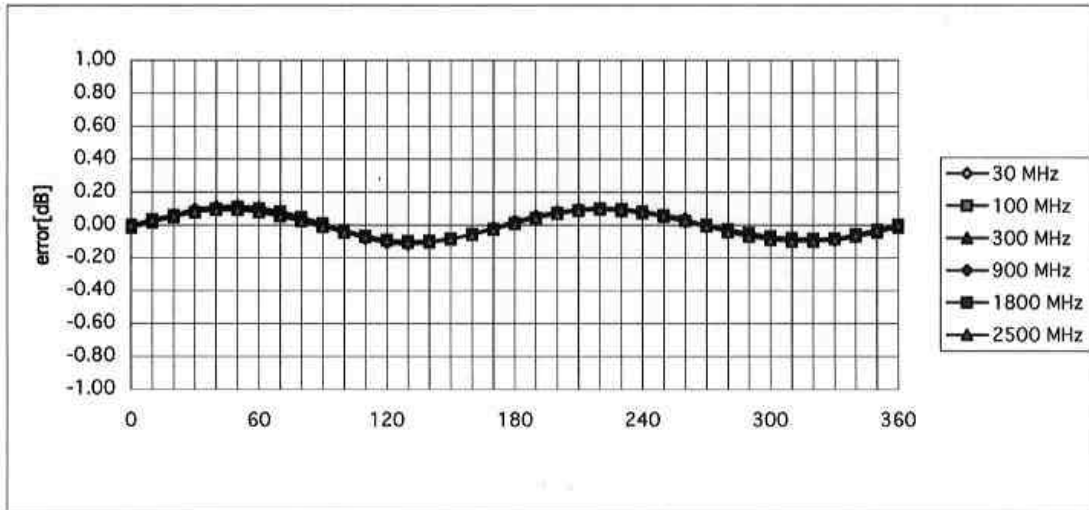
Receiving Pattern ( $\phi$ ),  $\theta = 0^\circ$ 

ET3DV6 SN:1798

October 7, 2003



### Isotropy Error ( $\phi$ ), $\theta = 0^\circ$

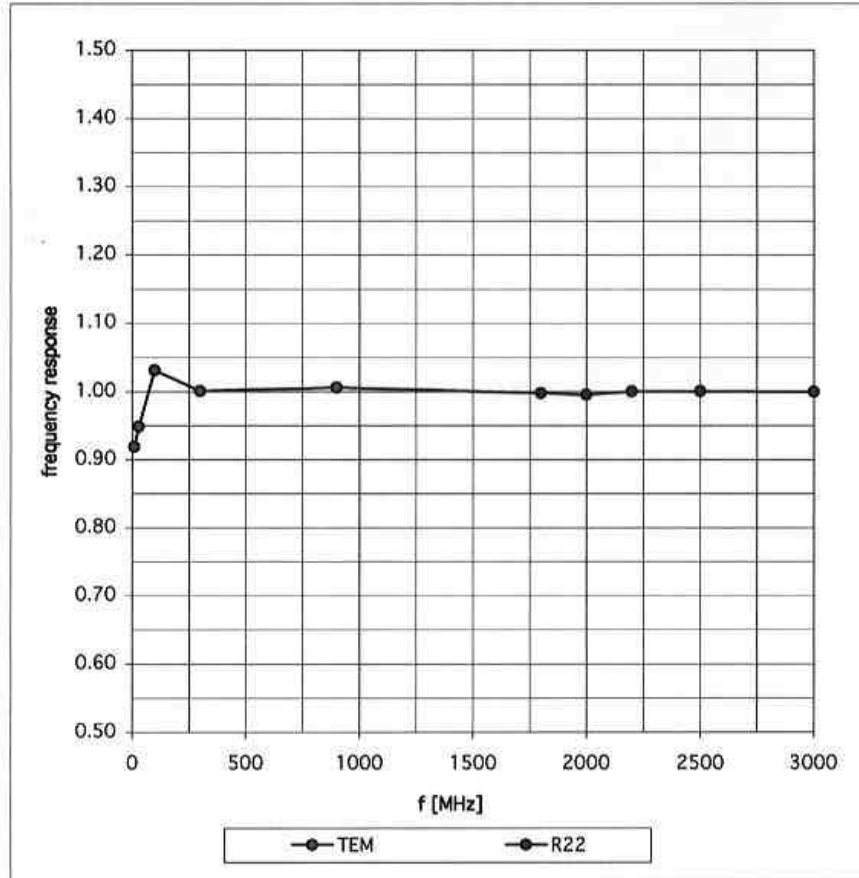


ET3DV6 SN:1798

October 7, 2003

## Frequency Response of E-Field

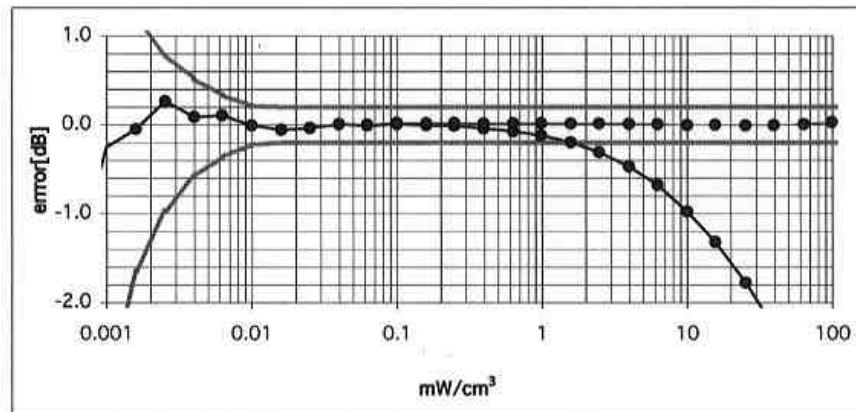
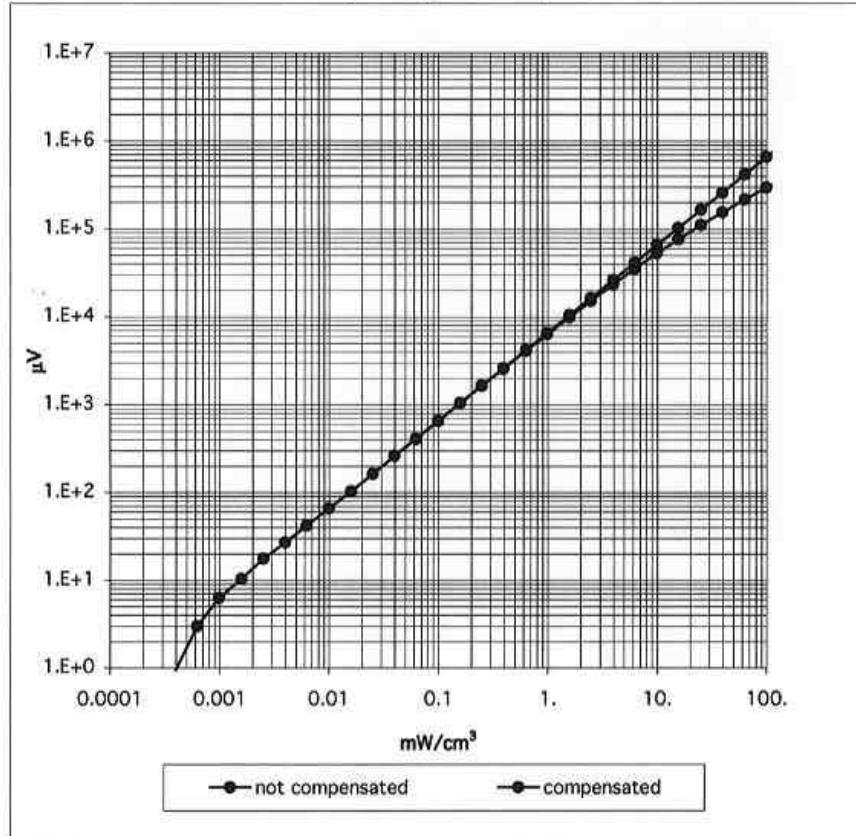
( TEM-Cell:ifi110, Waveguide R22)



ET3DV6 SN:1798

October 7, 2003

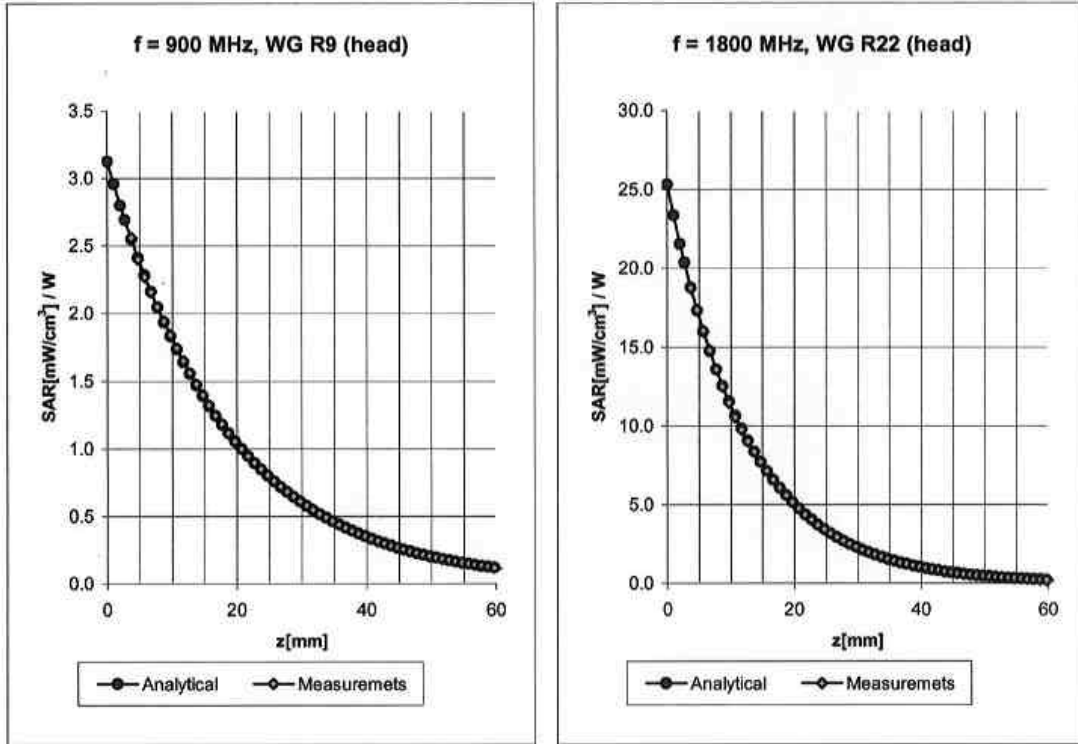
## Dynamic Range f(SARhead) ( Waveguide R22 )



ET3DV6 SN:1798

October 7, 2003

### Conversion Factor Assessment



Head                      900 MHz                       $\epsilon_r = 41.5 \pm 5\%$                        $\sigma = 0.97 \pm 5\%$  mho/m

Valid for f=800-1000 MHz with Head Tissue Simulating Liquid according to EN 50361, P1528-200X

ConvF X	6.6 ± 9.5% (k=2)	Boundary effect:	
ConvF Y	6.6 ± 9.5% (k=2)	Alpha	<b>0.29</b>
ConvF Z	6.6 ± 9.5% (k=2)	Depth	<b>3.00</b>

Head                      1800 MHz                       $\epsilon_r = 40.0 \pm 5\%$                        $\sigma = 1.40 \pm 5\%$  mho/m

Valid for f=1710-1910 MHz with Head Tissue Simulating Liquid according to EN 50361, P1528-200X

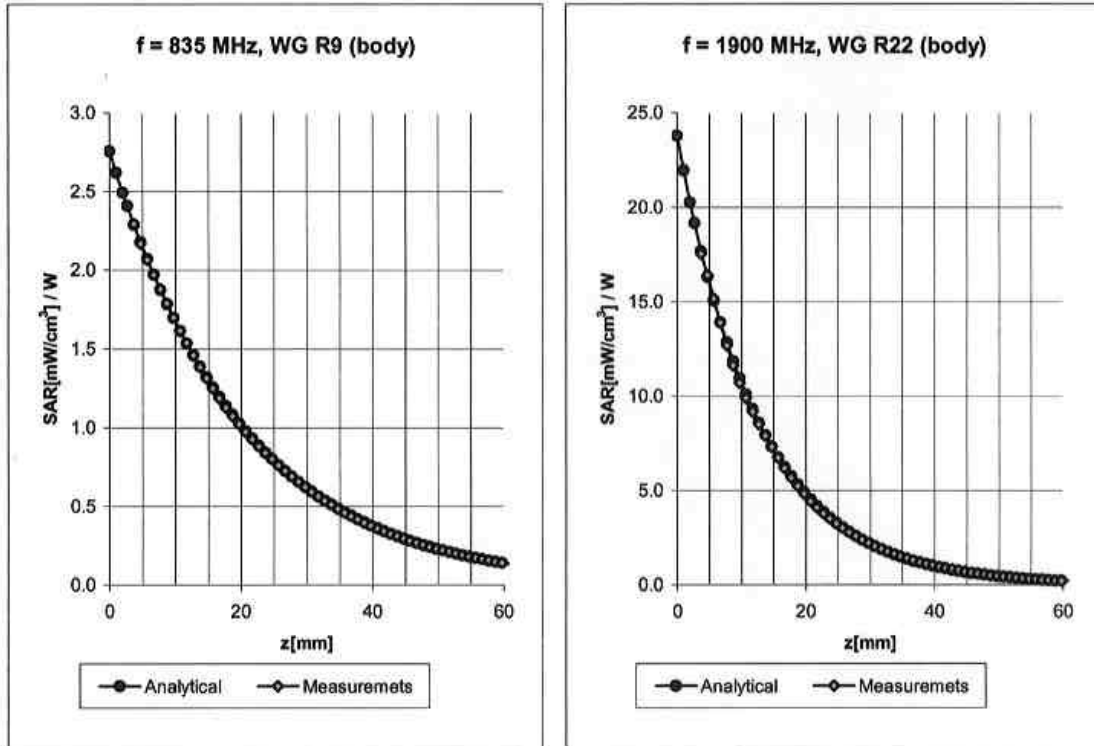
ConvF X	5.2 ± 9.5% (k=2)	Boundary effect:	
ConvF Y	5.2 ± 9.5% (k=2)	Alpha	<b>0.44</b>
ConvF Z	5.2 ± 9.5% (k=2)	Depth	<b>2.78</b>



ET3DV6 SN:1798

October 7, 2003

### Conversion Factor Assessment



Body                      835 MHz                       $\epsilon_r = 55.2 \pm 5\%$                        $\sigma = 0.97 \pm 5\%$  mho/m

Valid for f=750-950 MHz with Body Tissue Simulating Liquid according to OET 65 Suppl. C

ConvF X	6.3 ± 9.5% (k=2)	Boundary effect:	
ConvF Y	6.3 ± 9.5% (k=2)	Alpha	0.37
ConvF Z	6.3 ± 9.5% (k=2)	Depth	2.50

Body                      1900 MHz                       $\epsilon_r = 53.3 \pm 5\%$                        $\sigma = 1.52 \pm 5\%$  mho/m

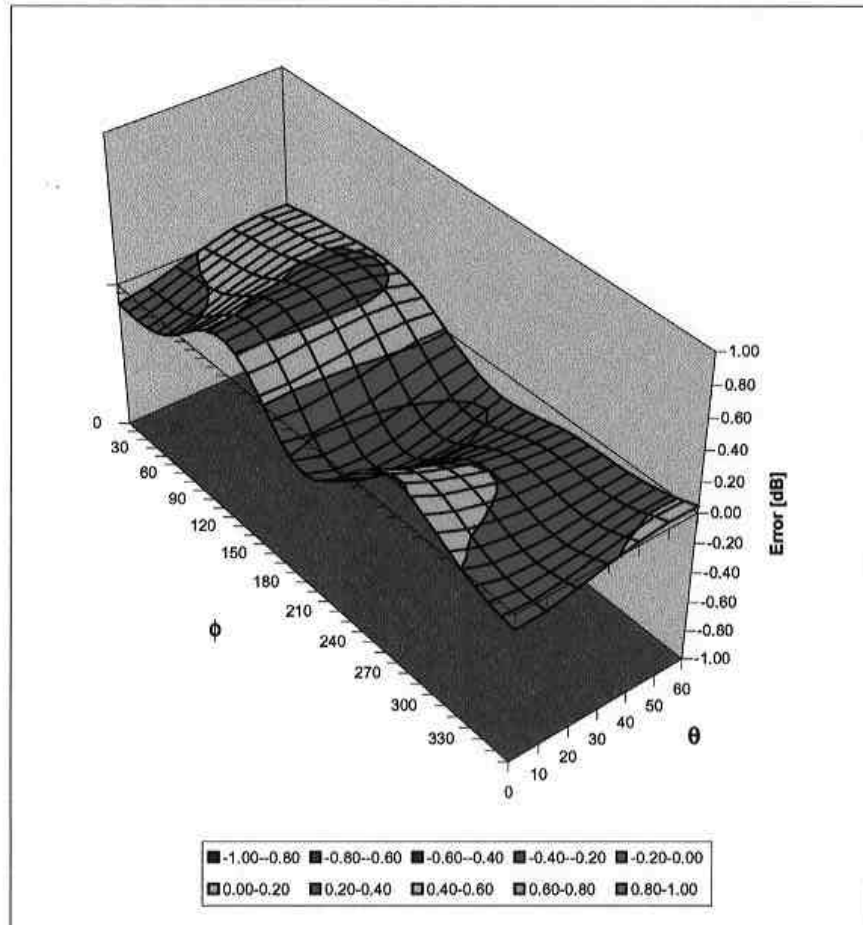
Valid for f=1800-2000 MHz with Body Tissue Simulating Liquid according to OET 65 Suppl. C

ConvF X	4.7 ± 9.5% (k=2)	Boundary effect:	
ConvF Y	4.7 ± 9.5% (k=2)	Alpha	0.58
ConvF Z	4.7 ± 9.5% (k=2)	Depth	2.58

ET3DV6 SN:1798

October 7, 2003

## Deviation from Isotropy in HSL

Error ( $\theta, \phi$ ),  $f = 900$  MHz

Schmid &amp; Partner Engineering AG

**s p e a g**

Zeughausstrasse 43, 8004 Zurich, Switzerland  
Phone +41 1 245 9700, Fax +41 1 245 9779  
info@speag.com, <http://www.speag.com>

## Additional Conversion Factors for Dosimetric E-Field Probe

Type:

ET3DV6

Serial Number:

1798

Place of Assessment:

Zurich

Date of Assessment:


October 9, 2003

Probe Calibration Date:

October 7, 2003

Schmid & Partner Engineering AG hereby certifies that conversion factor(s) of this probe have been evaluated on the date indicated above. The assessment was performed using the FDTD numerical code SEMCAD of Schmid & Partner Engineering AG. Since the evaluation is coupled with measured conversion factors, it has to be recalculated yearly, i.e., following the re-calibration schedule of the probe. The uncertainty of the numerical assessment is based on the extrapolation from measured value at 900 MHz or at 1800 MHz.

Assessed by:



ET3DV6-SN:1798

Page 1 of 2

October 9, 2003

Schmid &amp; Partner Engineering AG

**s p e a g**

Zeughausstrasse 43, 8004 Zurich, Switzerland  
Phone +41 1 245 9700, Fax +41 1 245 9779  
info@speag.com, <http://www.speag.com>

**Dosimetric E-Field Probe ET3DV6 SN:1798**Conversion factor ( $\pm$  standard deviation)450 MHz      ConvF      7.5  $\pm$  8%

$\epsilon_r = 43.5 \pm 5\%$ $\sigma = 0.87 \pm 5\%$ mho/m (head tissue)
---

450 MHz      ConvF      7.6  $\pm$  8%

$\epsilon_r = 56.7 \pm 5\%$ $\sigma = 0.94 \pm 5\%$ mho/m (body tissue)
---