



**CENTRE OF TESTING SERVICE  
INTERNATIONAL**

**OPERATE ACCORDING TO ISO/IEC 17025**

# **FCC ID TEST REPORT**

**TEST REPORT NUMBER : CGZ3150331-00338-EF**



**CENTRE OF TESTING SERVICE CO., LTD.**

A101, No.65, Zhuji Highway, Tianhe District, Guangzhou, China



TEST REPORT For FCC ID
47 CFR PART 15 OCT, 2014

Report Reference No. .... CGZ3150331-00338-EF

Date of issue..... 23 April 2015

Testing Laboratory Name ..... CENTRE OF TESTING SERVICE CO., LTD.

Address..... A101, No.65, Zhuji Highway,Tianhe District, Guangzhou, China

Testing location/ procedure ..... Full application of Harmonised standards ■
Partial application of Harmonised standards □
Other standard testing method □

Applicant's name ..... Alinco Incorporated, Electronics Division

Address..... Yodoyabashi Dai Building 13F, 4-4-9 Koraibashi, Chuo-ku,Osaka,541-0043,Japan

Test specification .....

Standard ..... 47 CFR PART 15 OCT, 2014, ANSI C63.4-2009,

Test Report Form No. .... CTSEMC-1.0

TRF Originator..... CENTRE OF TESTING SERVICE CO., LTD.

Master TRF..... Dated 2009-01

CENTRE OF TESTING SERVICE CO., LTD. All rights reserved.

This publication may be reproduced in whole or in part for non-commercial purposes as long as the CENTRE OF TESTING SERVICE CO., LTD is acknowledged as copyright owner and source of the material. CENTRE OF TESTING SERVICE CO., LTD takes no responsibility for and will not assume liability for damages resulting from the reader's interpretation of the reproduced material due to its placement and context.

Test item description ..... : VHF FM Mobile Transceiver

Trade Mark ..... ALINCO

Manufacturer..... New Trois Electronics Limited

Model/Type reference..... DR-B185T

Ratings..... DC 13.8V

Result ..... PASSED

Compiled by:

Kate zhang / Fileadministrators

Supervised by:

Duke yang / Technique principal

Approved by:

Vincent yao / Manager

Copyright of this report is owned by Centre of Testing Service and may not be reproduced other than in full except with the written approval of the issuing Company.

CENTRE OF TESTING SERVICE CO., LTD.

A101, No.65, Zhuji Highway,Tianhe District, Guangzhou, China

Tel: +86-20-85543113 (32 lines)

Fax: +86-20-38780406

Complaint line: +86-20-85533471

E-mail: cts@cts-lab.com.cn

See Reverse For Terms And Conditions of Service



**FCC ID -- TEST REPORT**

<b>Test Report No. :</b> CGZ3150331-00338-EF	<u>23 April 2015</u> Date of issue
--	---------------------------------------

Type / Model.....	DR-B185T
EUT.....	VHF FM Mobile Transceiver
<b>Applicant</b> .....	Alinco Incorporated, Electronics Division
Address.....	Yodoyabashi Dai Building 13F, 4-4-9 Koraihashi, Chuo-ku,Osaka,541-0043,Japan
Telephone.....	+81-06-7636-2360
Fax.....	+81-06-6208-3801
Contact.....	Kazuhiro Kusuhara
<b>Manufacturer</b> .....	New Trois Electronics Limited
Address.....	Tayong Development Zone 4, Fuyong, Shenzhen, China
Telephone.....	/
Fax.....	/
Contact.....	/
<b>Factory</b> .....	New Trois Electronics Limited
Address.....	Tayong Development Zone 4, Fuyong, Shenzhen, China
Telephone.....	/
Fax.....	/
Contact.....	/

The test report merely corresponds to the test sample.  
It is not permitted to copy extracts of these test result without the written permission of the test laboratory.

Copyright of this report is owned by Centre of Testing Service and may not be reproduced other than in full except with the written approval of the issuing Company.



## TABLE OF CONTENTS

Description	Page
1. TEST STANDARDS.....	4
2. SUMMARY .....	4
2.1 GENERAL REMARKS .....	4
2.2 FINAL ASSESSMENT.....	4
3. EQUIPMENT UNDER TEST .....	5
3.1 POWER SUPPLY SYSTEM UTILISED.....	5
3.2 SHORT DESCRIPTION OF THE EQUIPMENT UNDER TEST (EUT).....	5
3.3 EUT OPERATION MODE .....	5
3.4 EUT CONFIGURATION.....	6
4. TEST ENVIRONMENT .....	7
4.1 ADDRESS OF THE TEST LABORATORY.....	7
4.2 TEST FACILITY .....	7
4.3 ENVIRONMENTAL CONDITIONS .....	7
4.4 DEFINITIONS OF SYMBOLS USED IN THIS TEST REPORT .....	7
4.5 STATEMENT OF THE MEASUREMENT UNCERTAINTY .....	7
4.6 MEASUREMENT UNCERTAINTY.....	8
5. Summary of standards and results .....	8
5.1.DESCRPTION OF STANDARDS AND RESULTS .....	8
6. Power Line Conducted Emission Test .....	9
6.1.1 DESCRIPTION OF THE TEST LOCATION .....	9
6.1.2TEST EQUIPMENT.....	9
6.2.1 BLOCK DIAGRAM OF TEST SETUP.....	9
6.2.2 DESCRIPTION OF THE TEST SET-UP .....	9
6.2.3 LIMITS OF DISTURBANCE (CLASS B) .....	10
6.2.4 POWER LINE CONDUCTED EMISSION TEST RESULTS .....	10
7. Radiated disturbance (electric field) .....	12
7.1.TEST EQUIPMENT.....	12
7.2.BLOCK DIAGRAM OF TEST SETUP .....	12
7.3.RADIATED EMISSION LIMIT STANDARD: FCC 109 .....	13
7.4.TEST PROCEDURE .....	13
7.5.RADIATED EMISSION TEST RESULTS .....	13
8. Manufacturer/ Approval holder Declaration .....	22

Copyright of this report is owned by Centre of Testing Service and may not be reproduced other than in full except with the written approval of the issuing Company.

**CENTRE OF TESTING SERVICE CO., LTD.**

A101, No.65, Zhuji Highway, Tianhe District, Guangzhou, China

Tel: +86-20-85543113 (32 lines)

Fax: +86-20-38780406

Complaint line: +86-20-85533471

E-mail: cts@cts-lab.com.cn

See Reverse For Terms And Conditions of Service



## 1. TEST STANDARDS

The tests were performed according to following standards:

- 47 CFR PART 15 OCT, 2014
- ANSI C63.4-2009

## 2. SUMMARY

### 2.1 GENERAL REMARKS

Date of receipt of test sample	31 March 2015
Testing commenced on	01~08 April 2015
Testing concluded on	23 April 2015

### 2.2 FINAL ASSESSMENT

The FCC requirements pertaining to the technical standards and tested operation modes are

- - fulfilled.
- **not** fulfilled.

The equipment under test

- - fulfils the FCC requirements cited on page 1.
- **does not** fulfil the FCC requirements cited on page 1.



### 3. EQUIPMENT UNDER TEST

#### 3.1 Power supply system utilised

Power supply voltage :  DC 13.8V  
 Other

#### 3.2 Short description of the Equipment under Test (EUT)

Number of tested samples: 1  
Serial number: Prototype  
EUT type: Receiver

#### 3.3 EUT operation mode

The equipment under test was operated during the measurement under the following conditions:

For Radiation emission:

- Low CH RX (136MHz)
- High CH RX (173.995MHz)

Operation mode 1: Low CH RX & High CH RX

Note: X position of EUT is the worst case, so only these test results be recorded in the test report.



### 3.4 EUT configuration

#### 3.4.1. Description of configuration (EUT)

Description	:	VHF FM Mobile Transceiver
Model Number	:	DR-B185T
Operation frequency	:	136.0~173.995MHz
Modulation Technology	:	FM modulation
Antenna	:	External Antenna

#### 3.4.2. Tested Supporting System Details

##### 3.4.1. Signal Generator

M/N	:	SML03
S/N	:	102986
Manufacturer	:	R&S
FCC	:	/

Copyright of this report is owned by Centre of Testing Service and may not be reproduced other than in full except with the written approval of the issuing Company.

#### CENTRE OF TESTING SERVICE CO., LTD.

A101, No.65, Zhuji Highway, Tianhe District, Guangzhou, China

Tel: +86-20-85543113 (32 lines)

Fax: +86-20-38780406

Complaint line: +86-20-85533471

E-mail: cts@cts-lab.com.cn

See Reverse For Terms And Conditions of Service



## 4. TEST ENVIRONMENT

### 4.1 Address of the test laboratory

A101, No.65, Zhuji Highway, Tianhe District, Guangzhou, China

Tel: +86-20-85543113 (32 lines) Fax: +86-20-38780406

### 4.2 Test facility

The test facility is recognized, certified, or accredited by the following organizations:

#### CNAS-Lab Code: L3394

CENTRE OF TESTING SERVICE CO., LTD has been assessed and proved to be in compliance with CNAS-CL01: 2006 Accreditation Criteria for Testing and Calibration Laboratories (identical to ISO/IEC 17025: 2005 General Requirements) for the Competence of Testing and Calibration Laboratories.

#### IC-Registration No.: 8374A

The 3m Alternate Test Site of CENTRE OF TESTING SERVICE CO., LTD has been registered by Certification and Engineering Bureau of Industry Canada for the performance of radiated measurements with Registration No. 8374A on May 22, 2014.

#### FCC-Registration No.: 971995

CENTRE OF TESTING SERVICE CO., LTD, EMC Laboratory has been registered and fully described in a report filed with the FCC (Federal Communications Commission). The acceptance letter from the FCC is maintained in our files. Registration No.791995, July 13,2012.

### 4.3 Environmental conditions

During the measurement the environmental conditions were within the listed ranges:

Temperature:	15~35 ° C
Humidity:	25~75 %
Atmospheric pressure:	86~106 kPa

### 4.4 Definitions of symbols used in this test report

- - The black square indicates that the listed condition, standard or equipment is applicable for this report.
- - The empty square indicates that the listed condition, standard or equipment is **not** applicable for this report.

### 4.5 Statement of the measurement uncertainty

The data and results referenced in this document are true and accurate. The reader is cautioned that there may be errors within the calibration limits of the equipment and facilities. The measurement uncertainty was calculated for all measurements listed in this test report acc. to CISPR 16 - 4 "Specification for radio disturbance and immunity measuring apparatus and methods – Part 4: Uncertainty in EMC Measurements" and is documented in the CTS quality system acc. to DIN EN ISO/IEC 17025. Furthermore, component and process variability of devices similar to that tested may result in additional deviation. The manufacturer has the sole responsibility of continued compliance of the device.

Copyright of this report is owned by Centre of Testing Service and may not be reproduced other than in full except with the written approval of the issuing Company.

#### CENTRE OF TESTING SERVICE CO., LTD.

A101, No.65, Zhuji Highway, Tianhe District, Guangzhou, China

Tel: +86-20-85543113 (32 lines)

Fax: +86-20-38780406

Complaint line: +86-20-85533471

E-mail: cts@cts-lab.com.cn

See Reverse For Terms And Conditions of Service





**4.6 Measurement Uncertainty**

Test Item	Frequency Range	Uncertainty	Note
Conduction disturbance	150kHz~30MHz	±1.22dB	(1)
Power disturbance	30MHz~300MHz	±1.38dB	(1)
Radiation emission (3m)	30MHz~300MHz	±3.14dB	(1)
	300MHz~1000MHz	±3.18dB	(1)
	1GHz~18GHz	±3.54dB	(1)

(1). This uncertainty represents an expanded uncertainty expressed at approximately the 95% confidence level using a coverage factor of k=2.

**5. Summary of standards and results**

**5.1. Description of Standards and Results**

The EUT have been tested according to the applicable standards as referenced below.

EMISSION		
Description of Test Item	Standard	Results
Conducted Emission Test	ANSI C63.4-2009 FCC Part 15 B: 15.107	PASSED
Radiated Emission Test	ANSI C63.4-2009 FCC Part 15 B: 109	PASSED

N/A is an abbreviation for Not Applicable.

Copyright of this report is owned by Centre of Testing Service and may not be reproduced other than in full except with the written approval of the issuing Company.

**CENTRE OF TESTING SERVICE CO., LTD.**

A101, No.65, Zhuji Highway, Tianhe District, Guangzhou, China

Tel: +86-20-85543113 (32 lines)

Fax: +86-20-38780406

Complaint line: +86-20-85533471

E-mail: cts@cts-lab.com.cn

See Reverse For Terms And Conditions of Service





### 6.2.3 Limits of disturbance (Class B)

Frequency	Maximum RF Line Voltage	
	Quasi-Peak Level dB( $\mu$ V)	Average Level dB( $\mu$ V)
150kHz ~ 500kHz	66 ~ 56*	56 ~ 46*
500kHz ~ 5MHz	56	46
5MHz ~ 30MHz	60	50

Note: (1) The tighter limit shall apply at the edge between two frequency bands.

### 6.2.4 Power Line Conducted Emission Test Results

Copyright of this report is owned by Centre of Testing Service and may not be reproduced other than in full except with the written approval of the issuing Company.

#### **CENTRE OF TESTING SERVICE CO., LTD.**

A101, No.65, Zhuji Highway, Tianhe District, Guangzhou, China

Tel: +86-20-85543113 (32 lines)

Fax: +86-20-38780406

Complaint line: +86-20-85533471

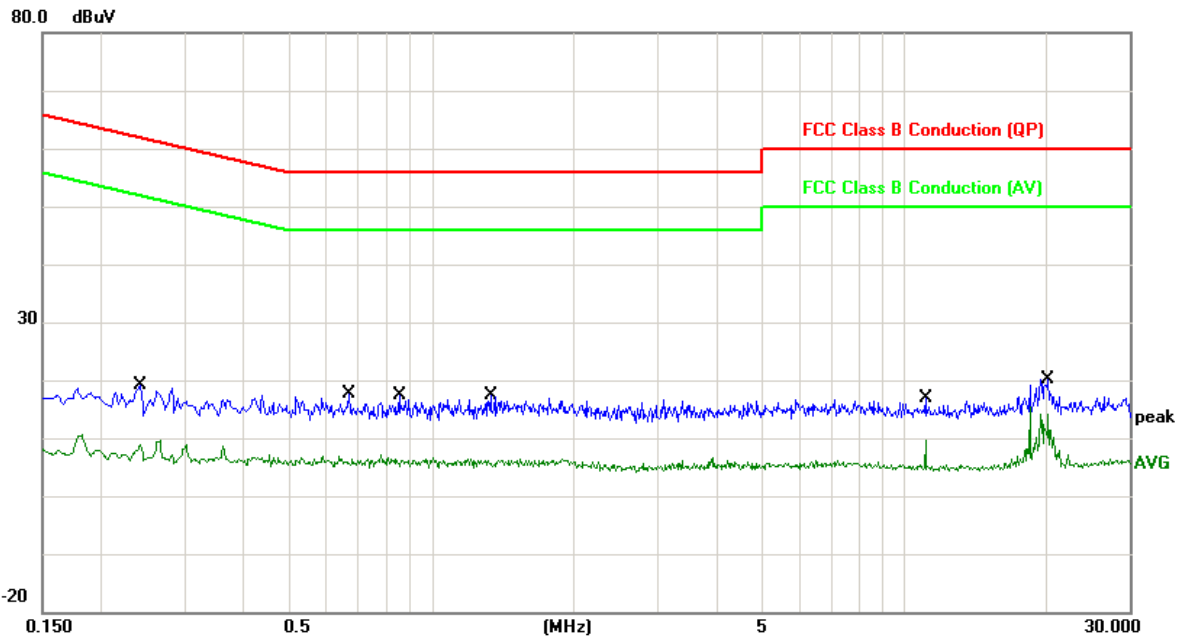
E-mail: cts@cts-lab.com.cn

See Reverse For Terms And Conditions of Service



Test point:	DC Power Port	Result:	■ - passed
Frequency range:	0.15MHz~30MHz		□ - not passed

EUT	VHF FM Mobile Transceiver
Test Condition	Ambient Temperature: 25°C Humidity: 56%
Test Date:	01~07 April 2015
Operator	Duke
MODEL NO	DR-B185T



No.	Frequency (MHz)	Factor (dB)	Reading (dBuV)	Level (dBuV/m)	Limit (dBuV/m)	Margin (dB)	Det.
1	0.2420	9.78	2.39	12.17	62.03	-49.86	QP
2	0.2420	9.78	-1.02	8.76	52.03	-43.27	AVG
3	0.6700	9.84	-1.16	8.68	56.00	-47.32	QP
4	0.6700	9.84	-4.29	5.55	46.00	-40.45	AVG
5	0.8540	9.83	-1.59	8.24	56.00	-47.76	QP
6	0.8540	9.83	-4.43	5.40	46.00	-40.60	AVG
7	1.3340	9.84	-1.59	8.25	56.00	-47.75	QP
8	1.3340	9.84	-4.57	5.27	46.00	-40.73	AVG
9	11.1100	9.90	3.25	13.15	60.00	-46.85	QP
10	11.1100	9.90	-0.10	9.80	50.00	-40.20	AVG
11	20.2300	10.01	6.45	16.46	60.00	-43.54	QP
12	20.2300	10.01	2.42	12.43	50.00	-37.57	AVG

Remark: Other frequency mini margin all >6 dB of Limit

Copyright of this report is owned by Centre of Testing Service and may not be reproduced other than in full except with the written approval of the issuing Company.

**CENTRE OF TESTING SERVICE CO., LTD.**

A101, No.65, Zhuji Highway, Tianhe District, Guangzhou, China

Tel: +86-20-85543113 (32 lines)

Fax: +86-20-38780406

Complaint line: +86-20-85533471

E-mail: cts@cts-lab.com.cn

See Reverse For Terms And Conditions of Service

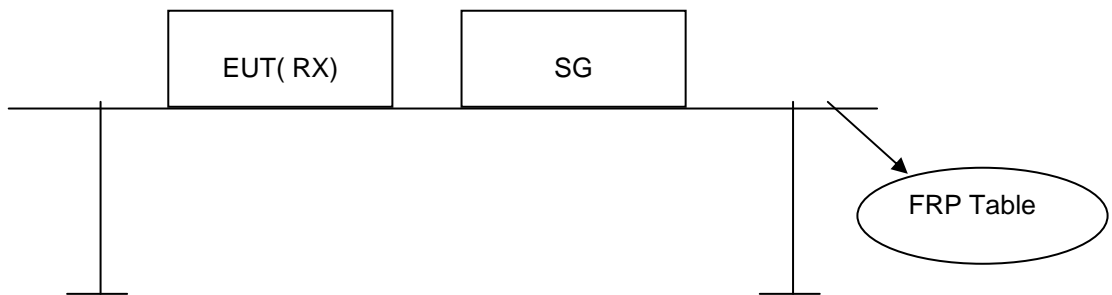
## 7. Radiated disturbance (electric field)

### 7.1. Test Equipment

Radiated disturbance (electric field)					
Item	Test Equipment	Manufacturer	Model No.	Serial No.	Last Cal.
1	EMI Test Receiver	ROHDE & SCHWARZ	ESCI	100868	2014/11
2	Biconical Antenna	ROHDE & SCHWARZ	HK116	100221	2015/03
3	Log per Antenna	ROHDE & SCHWARZ	HL223	100226	2015/03
4	Log per Antenna	ROHDE & SCHWARZ	HL050	100186	2015/03
5	Signal analyzer	ROHDE & SCHWARZ	FSIQ26	100311	2015/03
6	Loop Antenna	A.R.A	PLA-1030/B	1030	2014/11

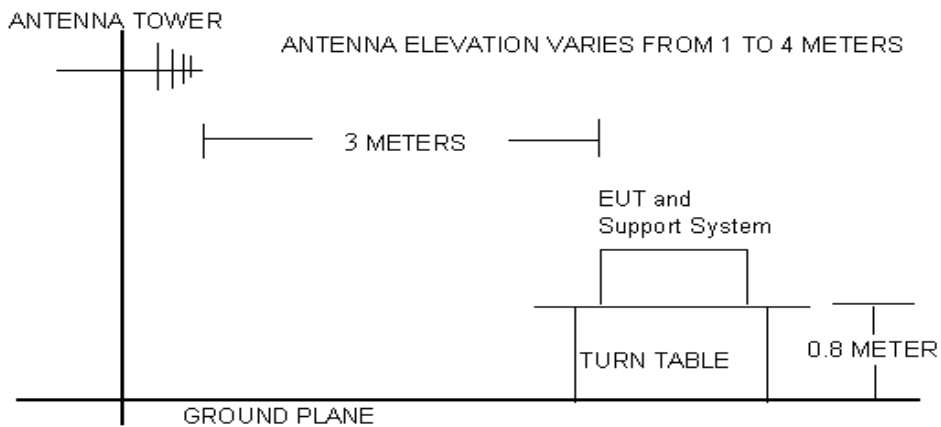
### 7.2. Block Diagram of Test Setup

#### 7.2.1 Block Diagram of connection between EUT and simulators



(EUT:VHF FM Mobile Transceiver)

#### 7.2.2 Anechoic Chamber Setup Diagram



Copyright of this report is owned by Centre of Testing Service and may not be reproduced other than in full except with the written approval of the issuing Company.

**CENTRE OF TESTING SERVICE CO., LTD.**

A101, No.65, Zhuji Highway, Tianhe District, Guangzhou, China

Tel: +86-20-85543113 (32 lines)

Fax: +86-20-38780406

Complaint line: +86-20-85533471

E-mail: cts@cts-lab.com.cn

See Reverse For Terms And Conditions of Service



**7.3.Radiated Emission Limit Standard: FCC 109**

FREQUENCY MHz	DISTANCE Meters	FIELD STRENGTHS LIMIT	
		μV/m	dB(μV)/m
30 ~ 88	3	100	40.0
88 ~ 216	3	150	43.5
216 ~ 960	3	200	46.0
960 ~ 1000	3	500	54.0
Above 1000	3	Other:74.0 dB(μV)/m (Peak) 54.0 dB(μV)/m (Average)	

Remark: (1) Emission level  $dB_{\mu V} = 20 \log$  Emission level  $\mu V/m$   
 (2) The smaller limit shall apply at the cross point between two frequency bands.  
 (3) Distance is the distance in meters between the measuring instrument, antenna and the closest point of any part of the device or system.

**7.4.Test Procedure**

Set the Signal Generator output power level to -60dBm, and turn on the output power.  
 Connect the EUT receiver antenna and receiver the transmitter signal form Signal Generator;

The EUT and its simulators are placed on a turn table, which is 0.8 meter high above ground. The turn table can rotate 360 degrees to determine the position of the maximum emission level. The EUT is set 3 meters away from the receiving antenna, which is mounted on a antenna tower. The antenna can be moved up and down between 1 meter and 4 meters to find out the maximum emission level. Broadband antenna (calibrated bilog antenna) is used as receiving antenna. Both horizontal and vertical polarization of the antenna is set on Test. In order to find the maximum emission levels, all of the interface cables must be manipulated according to ANSI C63.4-2009 on radiated emission Test.

The frequency range from 30MHz to 1000MHz and above 1GHz. is investigated. Please see the following pages.

All measurements for radiated emissions within the restricted bands were performed using a Quasi-Peak detector with 120kHz RBW below 1GHz and a Peak and Average detector with 1MHz RBW above 1GHz,

All measurements for radiated emissions within the restricted bands were performed using a Quasi-Peak detector with 300kHz VBW below 1GHz and a Peak detector with 1MHz VBW above 1GHz, Pretest of EUT, final, select the worst case test and record the test results in the report.

The test modes is tested in Anechoic Chamber and all the scanning waveforms are reported on section 7.5

**7.5.Radiated Emission Test Results**

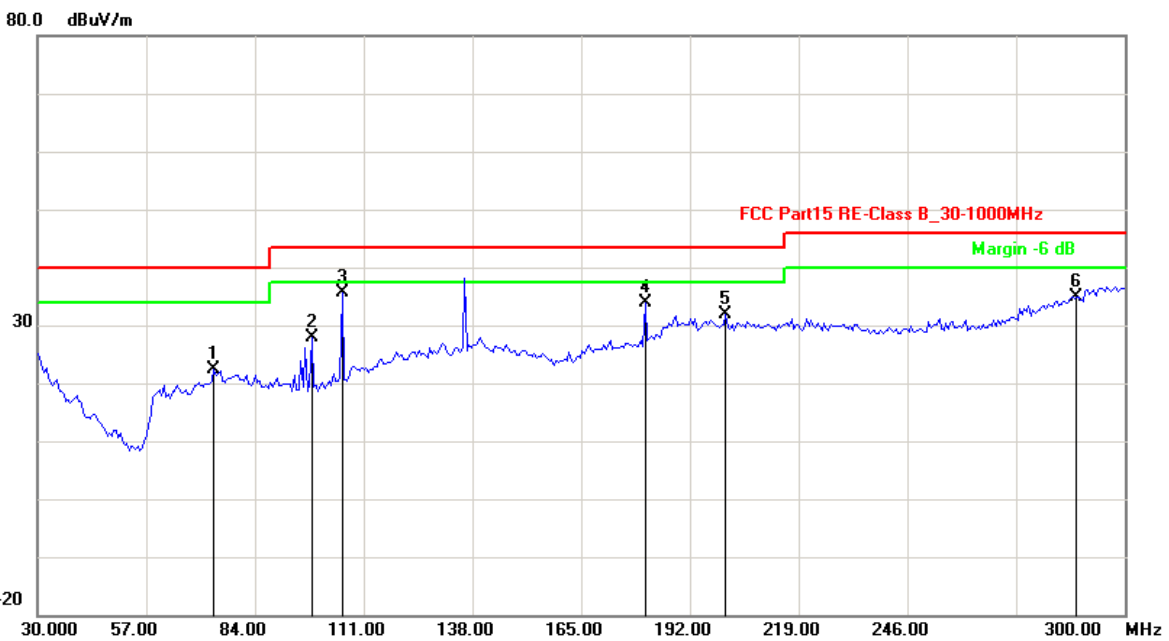
**PASSED.**

Copyright of this report is owned by Centre of Testing Service and may not be reproduced other than in full except with the written approval of the issuing Company.

Test Mode:	Low CH RX	Result:	<input checked="" type="checkbox"/> - passed
Test point:	Horizontal		<input type="checkbox"/> - not passed
Frequency range:	30MHz ~18GHz		

EUT	VHF FM Mobile Transceiver
Test Condition	Ambient Temperature: 25°C Humidity: 56%
Test Date:	01~07 April 2015
Operator	<b>Duke</b>
MODEL NO	DR-B185T

Below 1GHz



No.	Frequency (MHz)	Factor (dB/m)	Reading (dBµV/m)	Level (dBµV/m)	Limit (dBµV/m)	Margin (dB)	Det.
1	73.8277	-27.84	50.15	22.31	40.00	-17.69	QP
2	98.1764	-29.19	57.11	27.92	43.50	-15.58	QP
3	105.7515	-27.65	63.21	35.56	43.50	-7.94	QP
4	180.9619	-21.21	54.98	33.77	43.50	-9.73	QP
5	200.9820	-18.60	50.60	32.00	43.50	-11.50	QP
6	288.0962	-13.50	48.43	34.93	46.00	-11.07	QP

Copyright of this report is owned by Centre of Testing Service and may not be reproduced other than in full except with the written approval of the issuing Company.

**CENTRE OF TESTING SERVICE CO., LTD.**

A101, No.65, Zhuji Highway, Tianhe District, Guangzhou, China

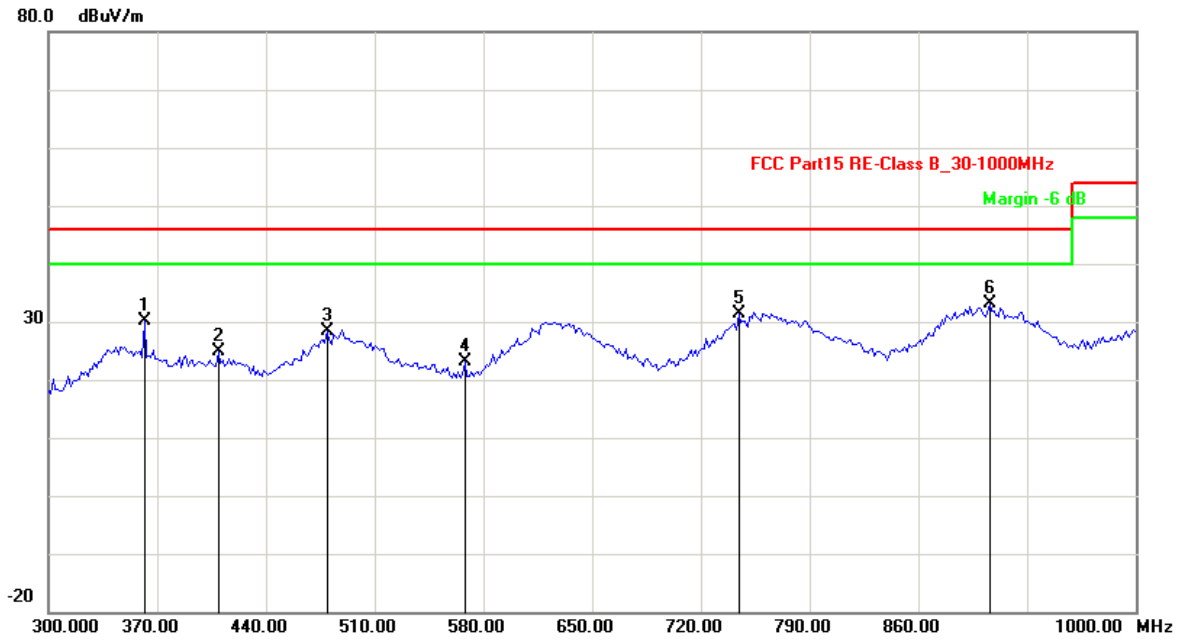
Tel: +86-20-85543113 (32 lines)

Fax: +86-20-38780406

Complaint line: +86-20-85533471

E-mail: cts@cts-lab.com.cn

See Reverse For Terms And Conditions of Service



No.	Frequency (MHz)	Factor (dB/m)	Reading (dBµV/m)	Level (dBµV/m)	Limit (dBµV/m)	Margin (dB)	Det.
1	361.7234	-23.58	53.76	30.18	46.00	-15.82	QP
2	409.4188	-24.12	49.09	24.97	46.00	-21.03	QP
3	479.5591	-18.79	47.26	28.47	46.00	-17.53	QP
4	567.9359	-24.32	47.35	23.03	46.00	-22.97	QP
5	744.6894	-15.13	46.41	31.28	46.00	-14.72	QP
6	906.0120	-11.66	44.70	33.04	46.00	-12.96	QP

Above 1GHz

No.	Frequency (MHz)	Factor (dB/m)	Reading (dBµV/m)	Level (dBµV/m)	Limit (dBµV/m)	Margin (dB)	Det.
1	1741.483	-10.74	58.91	48.17	74.00	-25.83	peak
2	1741.483	-10.74	41.81	31.07	54.00	-22.93	AVG
3	3244.489	-1.10	58.17	57.07	74.00	-16.93	peak
4	3244.489	-1.10	41.49	40.39	54.00	-13.61	AVG

Copyright of this report is owned by Centre of Testing Service and may not be reproduced other than in full except with the written approval of the issuing Company.

**CENTRE OF TESTING SERVICE CO., LTD.**

A101, No.65, Zhuji Highway, Tianhe District, Guangzhou, China

Tel: +86-20-85543113 (32 lines)

Fax: +86-20-38780406

Complaint line: +86-20-85533471

E-mail: cts@cts-lab.com.cn

See Reverse For Terms And Conditions of Service

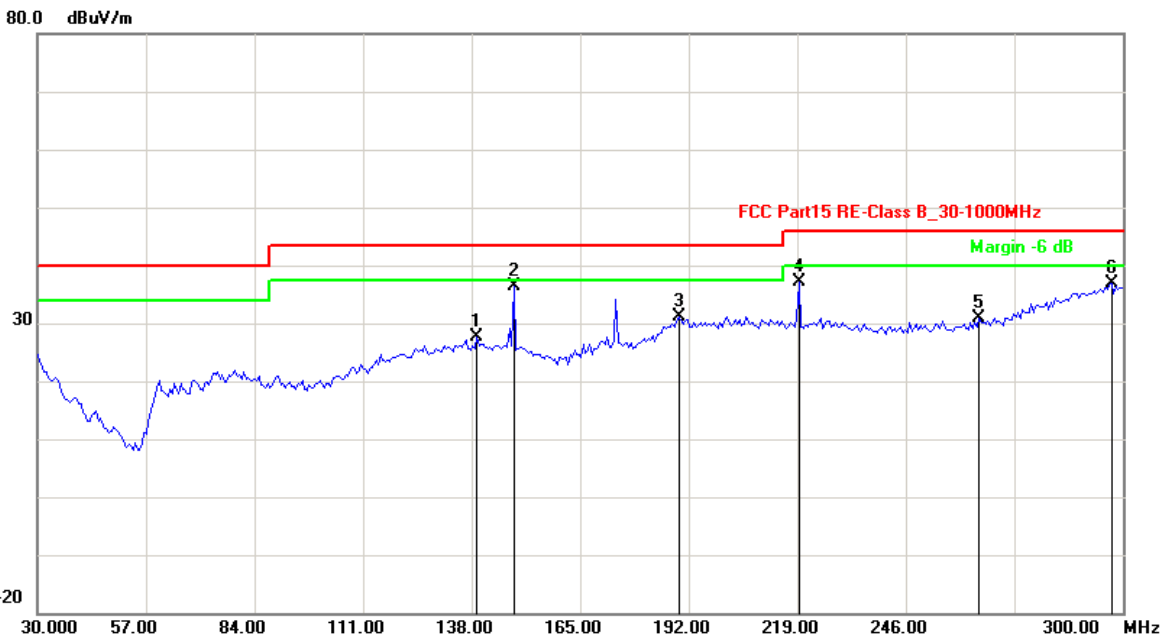




Test Mode:	High CH RX	Result:	■ - passed
Test point:	Horizontal		□ - not passed
Frequency range:	30MHz ~18GHz		

EUT	VHF FM Mobile Transceiver
Test Condition	Ambient Temperature: 25°C Humidity: 56%
Test Date:	01~07 April 2015
Operator	Duke
MODEL NO	DR-B185T

Below 1GHz



No.	Frequency (MHz)	Factor (dB/m)	Reading (dBµV/m)	Level (dBµV/m)	Limit (dBµV/m)	Margin (dB)	Det.
1	139.2986	-22.43	49.94	27.51	43.50	-15.99	QP
2	148.4970	-23.20	59.49	36.29	43.50	-7.21	QP
3	189.6192	-18.14	49.19	31.05	43.50	-12.45	QP
4	219.3788	-18.41	55.46	37.05	46.00	-8.95	QP
5	264.2886	-18.25	49.08	30.83	46.00	-15.17	QP
6	297.2946	-12.34	49.23	36.89	46.00	-9.11	QP

Copyright of this report is owned by Centre of Testing Service and may not be reproduced other than in full except with the written approval of the issuing Company.

**CENTRE OF TESTING SERVICE CO., LTD.**

A101, No.65, Zhuji Highway, Tianhe District, Guangzhou, China

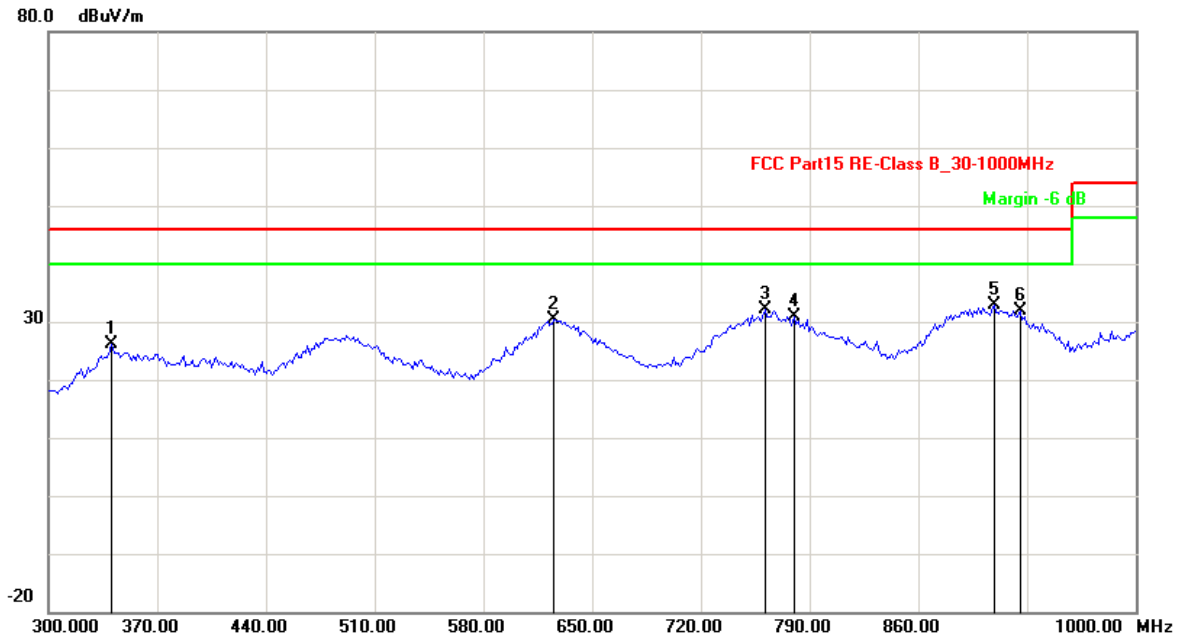
Tel: +86-20-85543113 (32 lines)

Fax: +86-20-38780406

Complaint line: +86-20-85533471

E-mail: cts@cts-lab.com.cn

See Reverse For Terms And Conditions of Service



No.	Frequency (MHz)	Factor (dB/m)	Reading (dBµV/m)	Level (dBµV/m)	Limit (dBµV/m)	Margin (dB)	Det.
1	340.6814	-23.10	49.15	26.05	46.00	-19.95	QP
2	625.4509	-15.73	46.10	30.37	46.00	-15.63	QP
3	761.5230	-13.92	45.98	32.06	46.00	-13.94	QP
4	779.7595	-14.42	45.40	30.98	46.00	-15.02	QP
5	908.8176	-11.80	44.59	32.79	46.00	-13.21	QP
6	925.6513	-13.15	45.01	31.86	46.00	-14.14	QP

Above 1GHz

No.	Frequency (MHz)	Factor (dB/m)	Reading (dBµV/m)	Level (dBµV/m)	Limit (dBµV/m)	Margin (dB)	Det.
1	1741.483	-10.74	59.85	49.11	74.00	-24.89	peak
2	1741.483	-10.74	42.80	32.06	54.00	-21.94	AVG
3	3735.471	0.48	58.80	59.28	74.00	-14.72	peak
4	3735.471	0.48	43.26	43.74	54.00	-10.26	AVG

Copyright of this report is owned by Centre of Testing Service and may not be reproduced other than in full except with the written approval of the issuing Company.

**CENTRE OF TESTING SERVICE CO., LTD.**

A101, No.65, Zhuji Highway, Tianhe District, Guangzhou, China

Tel: +86-20-85543113 (32 lines)

Fax: +86-20-38780406

Complaint line: +86-20-85533471

E-mail: cts@cts-lab.com.cn

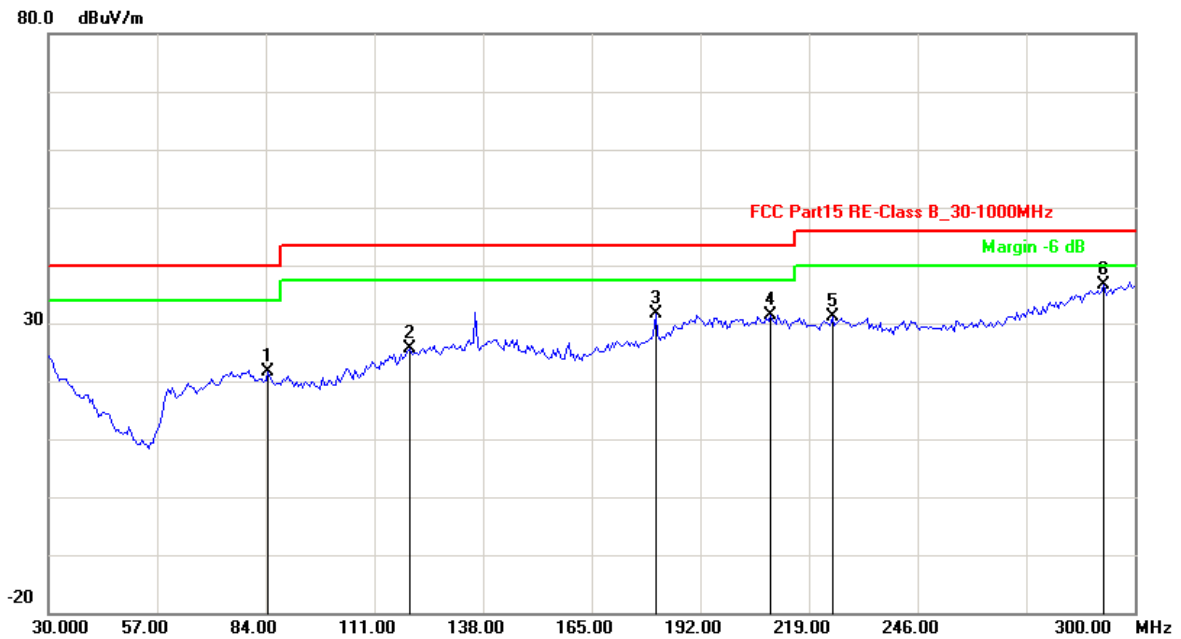
See Reverse For Terms And Conditions of Service



Test Mode:	Low CH RX	Result:	■ - passed
Test point:	Vertical		□ - not passed
Frequency range:	30MHz ~18GHz		

EUT	VHF FM Mobile Transceiver
Test Condition	Ambient Temperature: 25°C Humidity: 56%
Test Date:	01~07 April 2015
Operator	Duke
MODEL NO	DR-B185T

Below 1GHz



No.	Frequency (MHz)	Factor (dB/m)	Reading (dBμV/m)	Level (dBμV/m)	Limit (dBμV/m)	Margin (dB)	Det.
1	84.6493	-28.43	50.00	21.57	40.00	-18.43	QP
2	119.8196	-24.17	49.80	25.63	43.50	-17.87	QP
3	180.9619	-21.21	52.93	31.72	43.50	-11.78	QP
4	209.6393	-18.08	49.36	31.28	43.50	-12.22	QP
5	224.7896	-18.39	49.41	31.02	46.00	-14.98	QP
6	292.4249	-12.82	49.56	36.74	46.00	-9.26	QP

Copyright of this report is owned by Centre of Testing Service and may not be reproduced other than in full except with the written approval of the issuing Company.

**CENTRE OF TESTING SERVICE CO., LTD.**

A101, No.65, Zhuji Highway, Tianhe District, Guangzhou, China

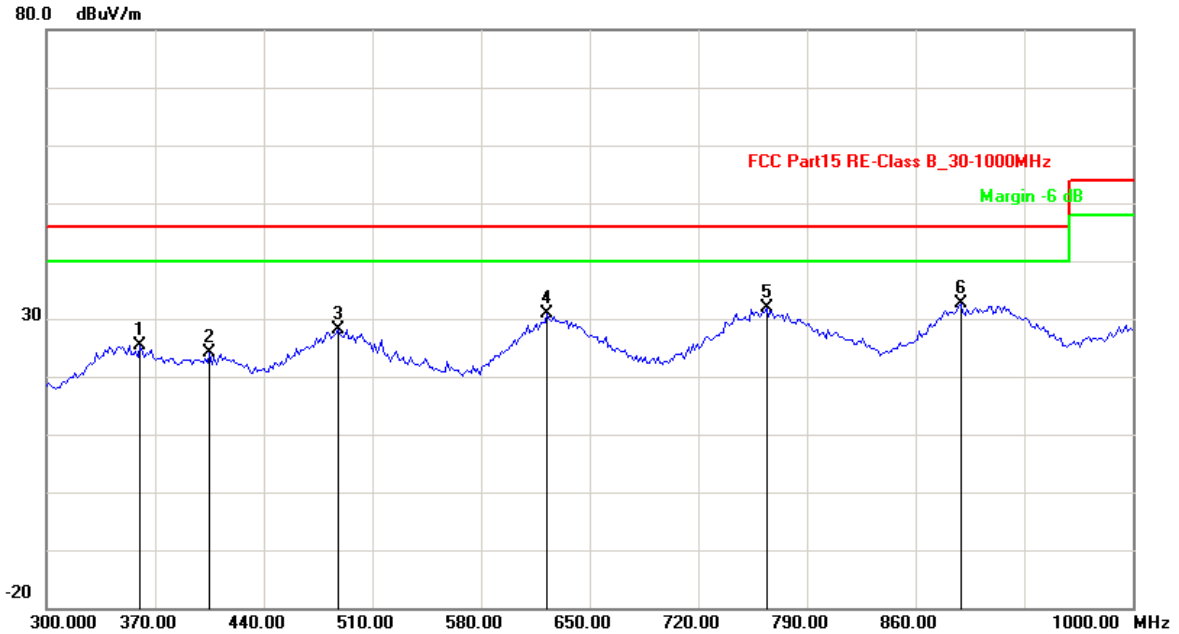
Tel: +86-20-85543113 (32 lines)

Fax: +86-20-38780406

Complaint line: +86-20-85533471

E-mail: cts@cts-lab.com.cn

See Reverse For Terms And Conditions of Service



No.	Frequency (MHz)	Factor (dB/m)	Reading (dBµV/m)	Level (dBµV/m)	Limit (dBµV/m)	Margin (dB)	Det.
1	360.3206	-23.50	48.90	25.40	46.00	-20.60	QP
2	405.2104	-24.20	48.23	24.03	46.00	-21.97	QP
3	487.9760	-18.84	47.04	28.20	46.00	-17.80	QP
4	622.6453	-15.66	46.54	30.88	46.00	-15.12	QP
5	764.3287	-14.00	45.92	31.92	46.00	-14.08	QP
6	889.1784	-11.81	44.54	32.73	46.00	-13.27	QP

Above 1GHz

No.	Frequency (MHz)	Factor (dB/m)	Reading (dBµV/m)	Level (dBµV/m)	Limit (dBµV/m)	Margin (dB)	Det.
1	1741.483	-10.74	59.39	48.65	74.00	-25.35	peak
2	1741.483	-10.74	43.33	32.59	54.00	-21.41	AVG
3	3985.972	1.28	58.59	59.87	74.00	-14.13	peak
4	3985.972	1.28	40.90	42.18	54.00	-11.82	AVG

Copyright of this report is owned by Centre of Testing Service and may not be reproduced other than in full except with the written approval of the issuing Company.

**CENTRE OF TESTING SERVICE CO., LTD.**

A101, No.65, Zhuji Highway, Tianhe District, Guangzhou, China

Tel: +86-20-85543113 (32 lines)

Fax: +86-20-38780406

Complaint line: +86-20-85533471

E-mail: cts@cts-lab.com.cn

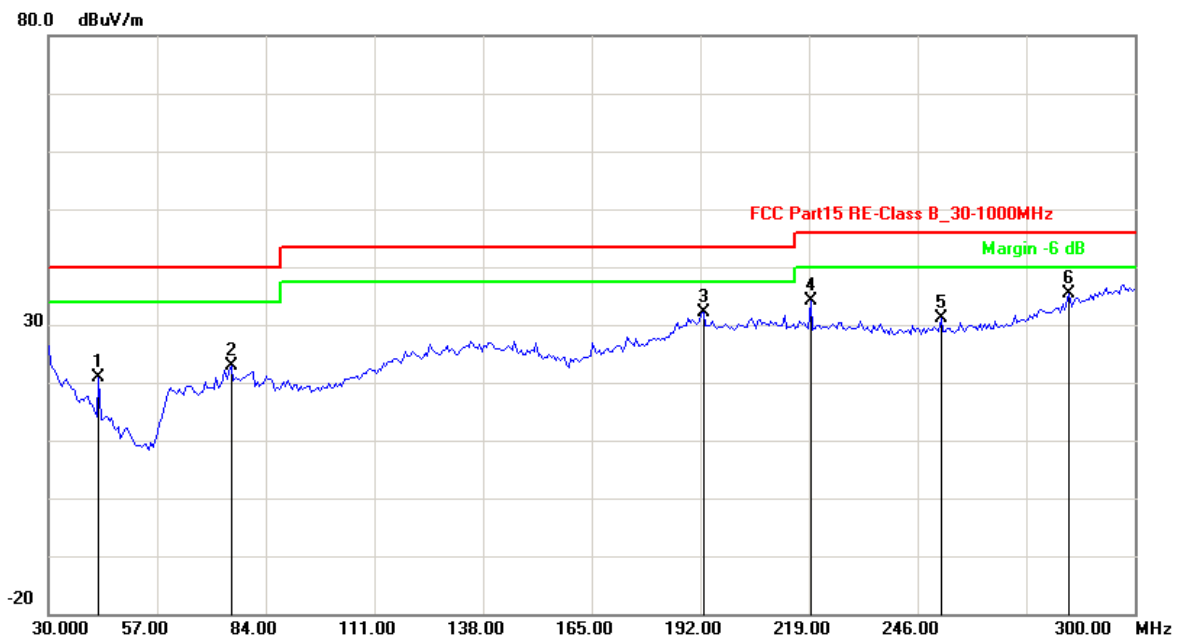
See Reverse For Terms And Conditions of Service



Test Mode:	High CH RX	Result:	■ - passed
Test point:	Vertical		□ - not passed
Frequency range:	30MHz ~18GHz		

EUT	VHF FM Mobile Transceiver
Test Condition	Ambient Temperature: 25°C Humidity: 56%
Test Date:	01~07 April 2015
Operator	Duke
MODEL NO	DR-B185T

Below 1GHz



No.	Frequency (MHz)	Factor (dB/m)	Reading (dBμV/m)	Level (dBμV/m)	Limit (dBμV/m)	Margin (dB)	Det.
1	42.4449	-33.42	54.34	20.92	40.00	-19.08	QP
2	75.4509	-27.45	50.27	22.82	40.00	-17.18	QP
3	192.8657	-18.20	50.42	32.22	43.50	-11.28	QP
4	219.3788	-18.41	52.50	34.09	46.00	-11.91	QP
5	251.8437	-18.74	49.78	31.04	46.00	-14.96	QP
6	283.7675	-14.49	49.90	35.41	46.00	-10.59	QP

Copyright of this report is owned by Centre of Testing Service and may not be reproduced other than in full except with the written approval of the issuing Company.

**CENTRE OF TESTING SERVICE CO., LTD.**

A101, No.65, Zhuji Highway, Tianhe District, Guangzhou, China

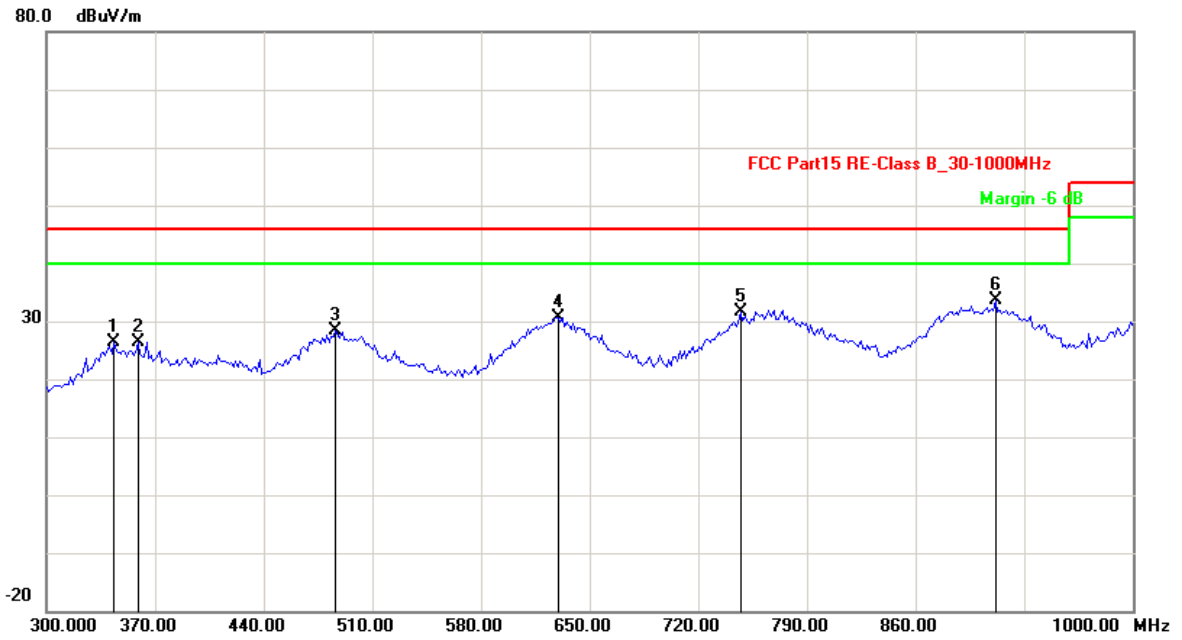
Tel: +86-20-85543113 (32 lines)

Fax: +86-20-38780406

Complaint line: +86-20-85533471

E-mail: cts@cts-lab.com.cn

See Reverse For Terms And Conditions of Service



No.	Frequency (MHz)	Factor (dB/m)	Reading (dBµV/m)	Level (dBµV/m)	Limit (dBµV/m)	Margin (dB)	Det.
1	343.4870	-23.16	49.59	26.43	46.00	-19.57	QP
2	358.9178	-23.46	49.90	26.44	46.00	-19.56	QP
3	486.5731	-18.82	47.23	28.41	46.00	-17.59	QP
4	629.6593	-15.83	46.57	30.74	46.00	-15.26	QP
5	747.4950	-14.90	46.63	31.73	46.00	-14.27	QP
6	911.6232	-11.94	45.46	33.52	46.00	-12.48	QP

Above 1GHz

No.	Frequency (MHz)	Factor (dB/m)	Reading (dBµV/m)	Level (dBµV/m)	Limit (dBµV/m)	Margin (dB)	Det.
1	1741.483	-10.74	59.05	48.31	74.00	-25.69	peak
2	1741.483	-10.74	41.33	30.59	54.00	-23.41	AVG
3	5308.617	4.67	57.15	61.82	74.00	-12.18	peak
4	5308.617	4.67	40.21	44.88	54.00	-9.12	AVG

Note:Level=Reading+Factor. Margin= Limit-Level

Remark: Others frequency Radiated Emission level margin all >10dB of Limit.

Copyright of this report is owned by Centre of Testing Service and may not be reproduced other than in full except with the written approval of the issuing Company.

**CENTRE OF TESTING SERVICE CO., LTD.**

A101, No.65, Zhuji Highway, Tianhe District, Guangzhou, China

Tel: +86-20-85543113 (32 lines)

Fax: +86-20-38780406

Complaint line: +86-20-85533471

E-mail: cts@cts-lab.com.cn

See Reverse For Terms And Conditions of Service



---

## 8. Manufacturer/ Approval holder Declaration

The following identical model(s):

N/A

Belong to the tested device:

Product description: **VHF FM Mobile Transceiver**

Model name: **DR-B185T**

Copyright of this report is owned by Centre of Testing Service and may not be reproduced other than in full except with the written approval of the issuing Company.

**CENTRE OF TESTING SERVICE CO., LTD.**

A101, No.65, Zhuji Highway, Tianhe District, Guangzhou, China

Tel: +86-20-85543113 (32 lines)

Fax: +86-20-38780406

Complaint line: +86-20-85533471

E-mail: cts@cts-lab.com.cn

See Reverse For Terms And Conditions of Service