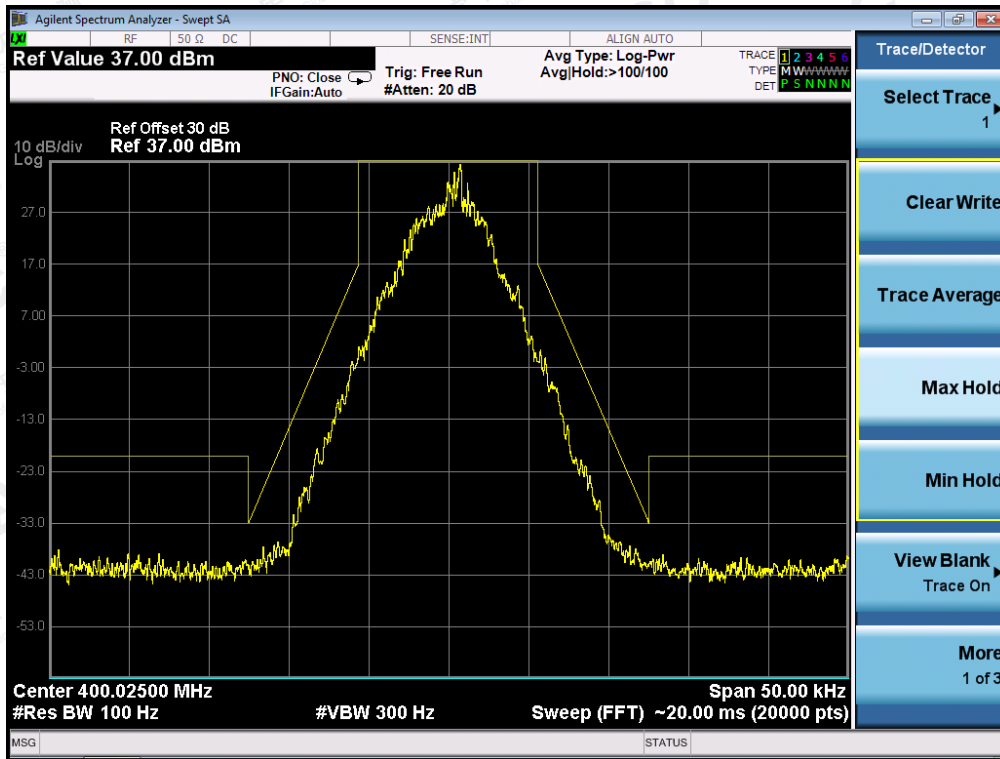
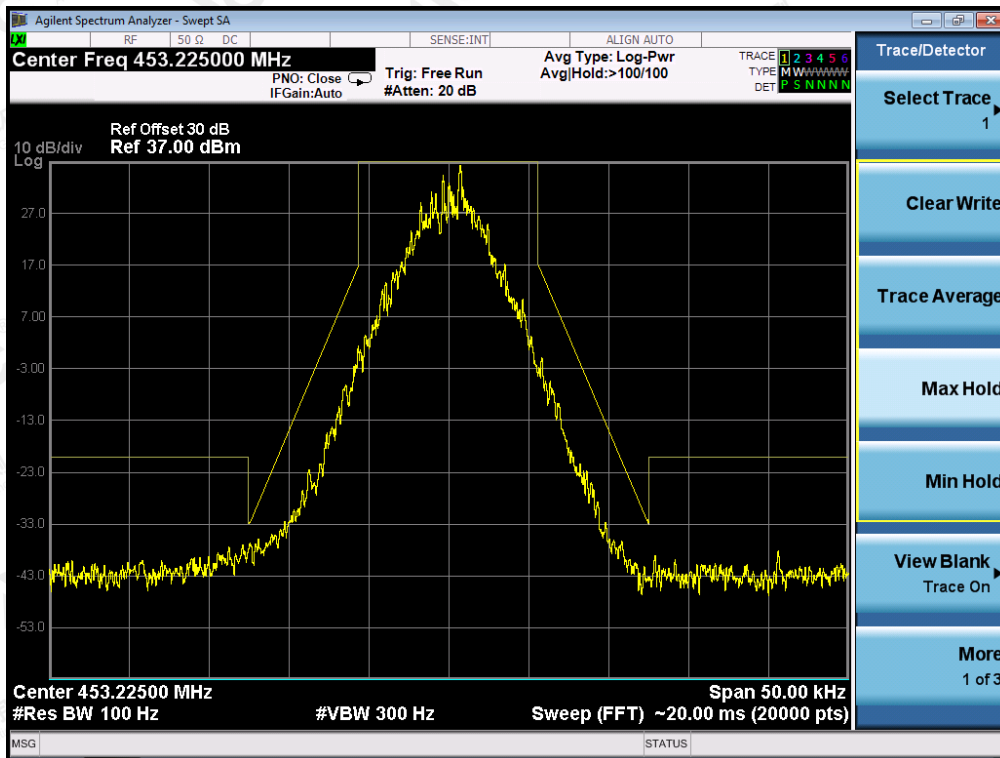


Digital:

The Worst Emission Mask D for (400.025 MHz) of 12.5 KHz channel Separation (5W)

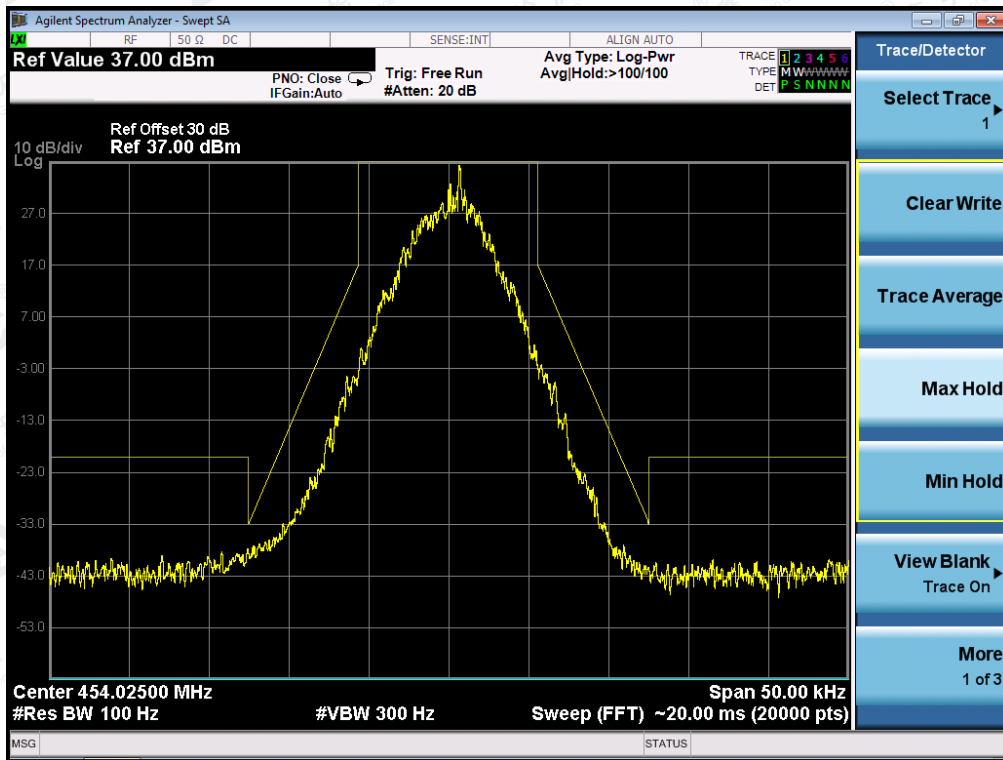


The Worst Emission Mask D for (453.225 MHz) of 12.5 KHz channel Separation (5W)

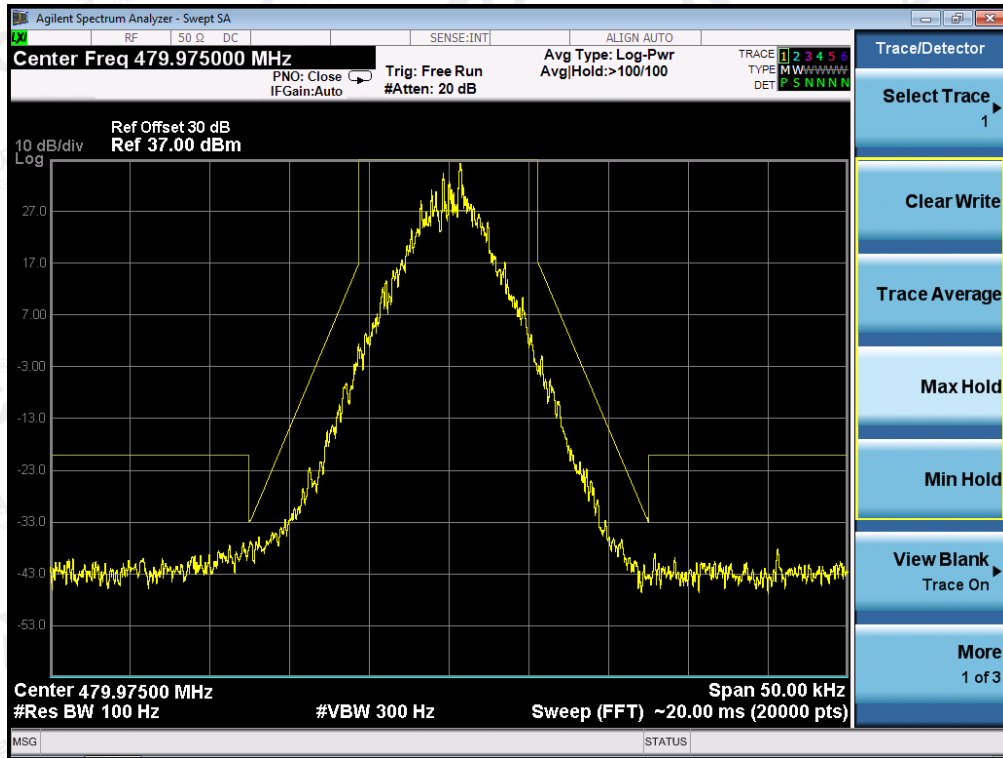


The results shown in this test report refer only to the sample(s) tested unless otherwise stated and the sample(s) are retained for 30 days only. The document is issued by AGC, this document cannot be reproduced except in full with our prior written permission. The more details and the authenticity of the report will be confirmed at <http://www.agc-cert.com>.

The Worst Emission Mask D for (454.025 MHz) of 12.5 KHz channel Separation (5W)

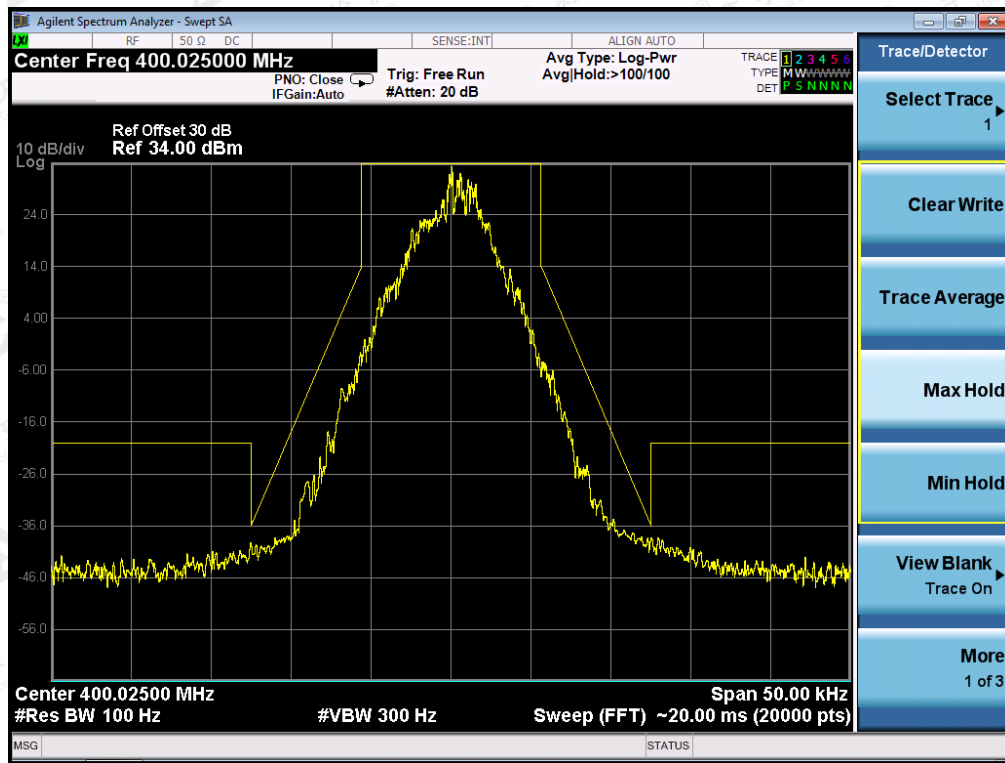


The Worst Emission Mask D for (479.975 MHz) of 12.5 KHz channel Separation (5W)

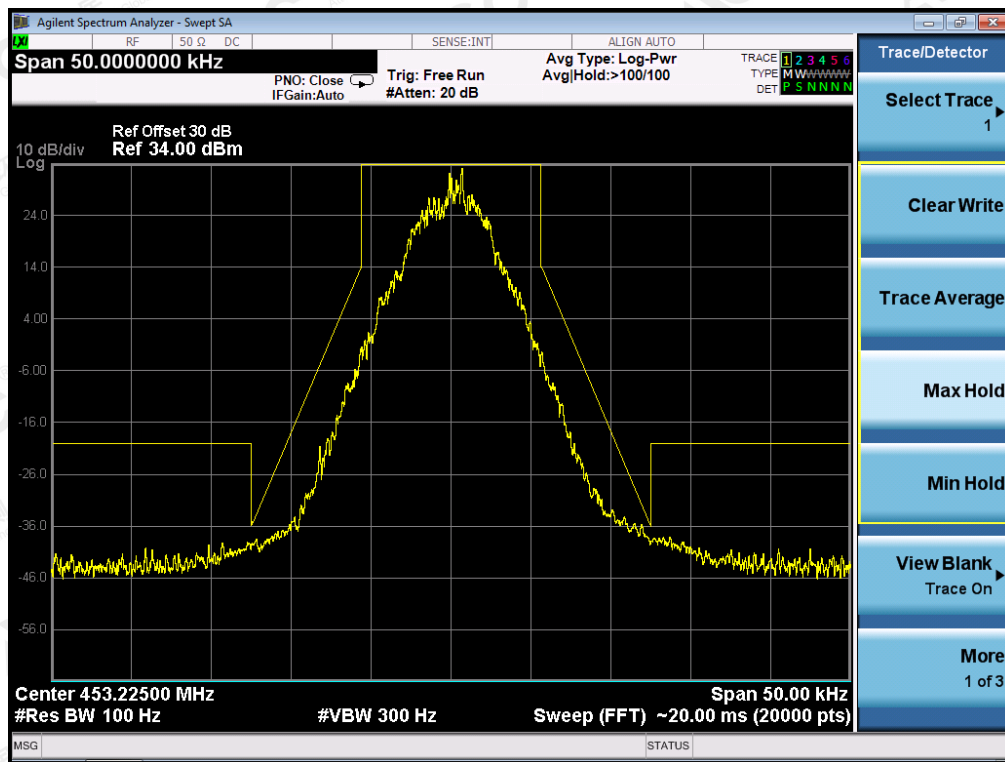


The results shown in this test report refer only to the sample(s) tested unless otherwise stated and the sample(s) are retained for 30 days only. The document is issued by AGC, this document cannot be reproduced except in full with our prior written permission. The more details and the authenticity of the report will be confirmed at <http://www.agc-cert.com>.

The Worst Emission Mask D for (400.025 MHz) of 12.5 KHz channel Separation (2.5W)

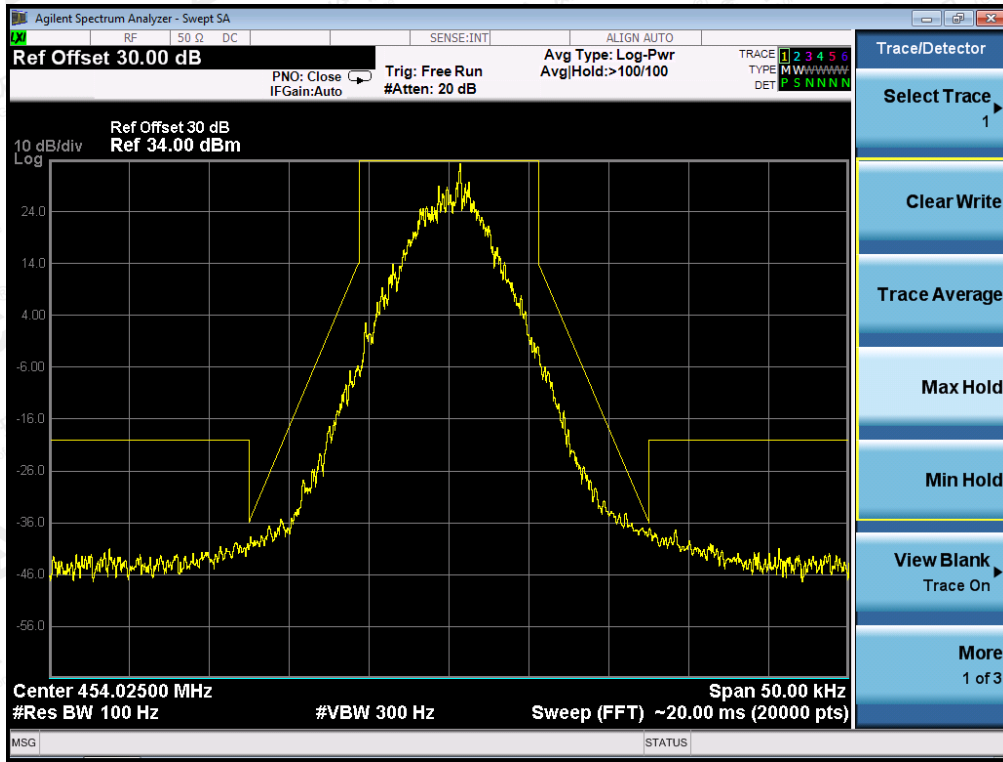


The Worst Emission Mask D for (453.225 MHz) of 12.5 KHz channel Separation (2.5W)

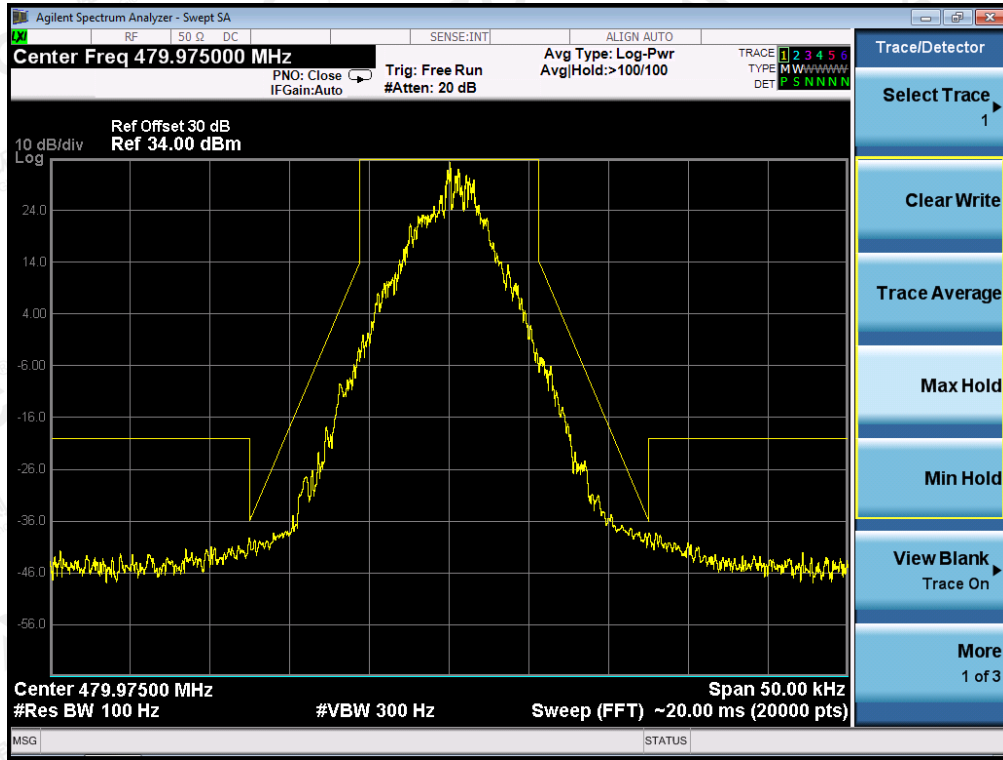


The results shown in this test report refer only to the sample(s) tested unless otherwise stated and the sample(s) are retained for 30 days only. The document is issued by AGC, this document cannot be reproduced except in full with our prior written permission. The more details and the authenticity of the report will be confirmed at <http://www.agc-cert.com>.

The Worst Emission Mask D for (454.025 MHz) of 12.5 KHz channel Separation (2.5W)



The Worst Emission Mask D for (479.975 MHz) of 12.5 KHz channel Separation (2.5W)



The results shown in this test report refer only to the sample(s) tested unless otherwise stated and the sample(s) are retained for 30 days only. The document is issued by AGC, this document cannot be reproduced except in full with our prior written permission. The more details and the authenticity of the report will be confirmed at <http://www.agc-cert.com>.

8. MODULATION CHARACTERISTICS

8.1 PROVISIONS APPLICABLE

According to FCC§2.1047 and §90.207, for Voice Modulation Communication Equipment, the frequency response of the audio modulation circuit over a range of 100 to 5000Hz shall be measured.

8.2 MEASUREMENT METHOD

8.2.1 Modulation Limit

- (1). Configure the EUT as shown in figure 1, adjust the audio input for 60% of rated system deviation at 1KHz using this level as a reference (0dB) and vary the input level from -20 to +20dB. Record the frequency deviation obtained as a function of the input level.
- (2). Repeat step 1 with input frequency changing to 300, 1000, 1500 and 3000Hz in sequence.

8.2.2 Audio Frequency Response

- (1). Configure the EUT as shown in figure 1.
- (2). Adjust the audio input for 20% of rated system deviation at 1 KHz using this level as a reference (0 dB).
- (3). Vary the Audio frequency from 100 Hz to 10 KHz and record the frequency deviation.
- (4). Audio Frequency Response = $20\log_{10}(\text{Deviation of test frequency}/\text{Deviation of 1 KHz reference})$.

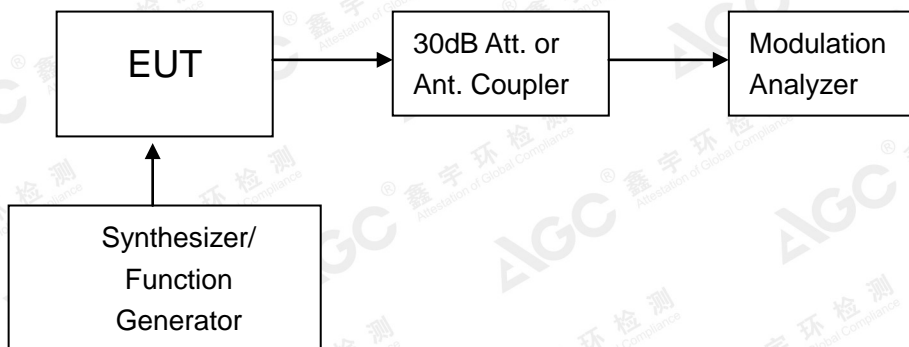


Figure 1: Modulation characteristic measurement configuration

The results shown in this test report refer only to the sample(s) tested unless otherwise stated and the sample(s) are retained for 30 days only. The document is issued by AGC, this document cannot be reproduced except in full with our prior written permission. The more details and the authenticity of the report will be confirmed at <http://www.agc-cert.com>.

8.3 MEASUREMENT RESULT

VHF:

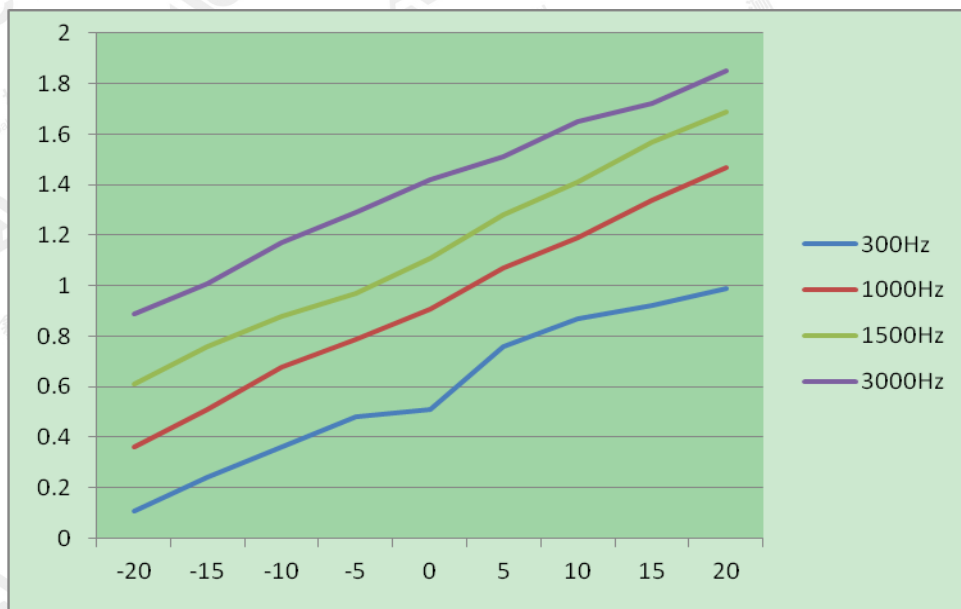
Analog:

TEST RESULTS FOR H POWER

(A). MODULATION LIMIT:

Bottom Channel @ 12.5 KHz Channel Separations

Modulation Level (dB)	Peak Freq. Deviation At 300 Hz	Peak Freq. Deviation At 1000 Hz	Peak Freq. Deviation At 1500 Hz	Peak Freq. Deviation At 3000 Hz
-20	0.11	0.36	0.61	0.89
-15	0.24	0.51	0.76	1.01
-10	0.36	0.68	0.88	1.17
-5	0.48	0.79	0.97	1.29
0	0.51	0.91	1.11	1.42
+5	0.76	1.07	1.28	1.51
+10	0.87	1.19	1.41	1.65
+15	0.92	1.34	1.57	1.72
+20	0.99	1.47	1.69	1.85



Note: All the modes had been tested, but only the worst data recorded in the report.

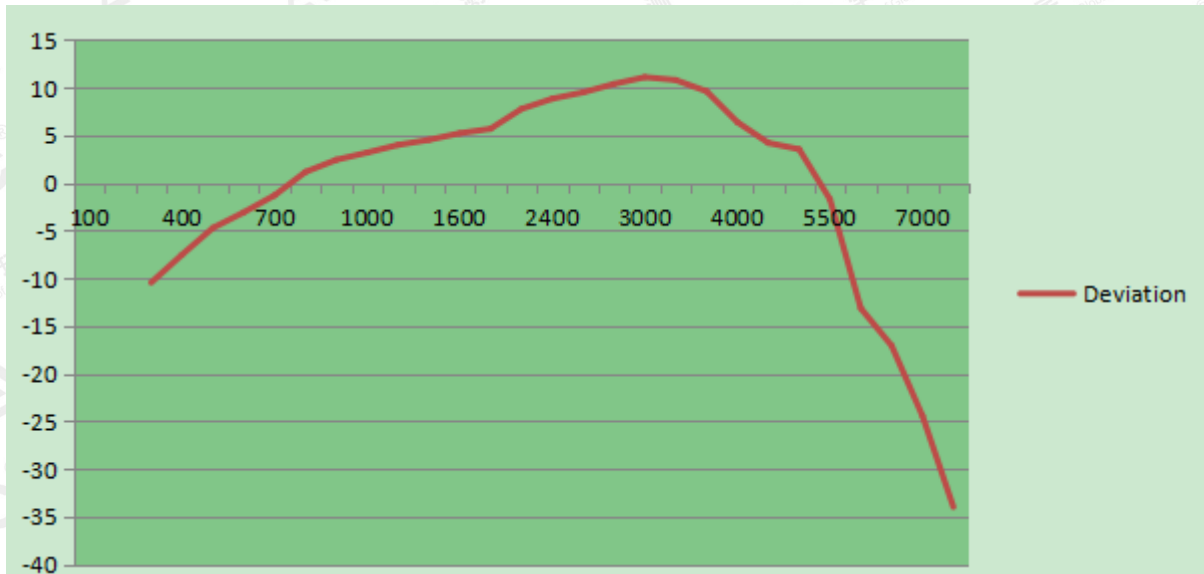
The results shown in this test report refer only to the sample(s) tested unless otherwise stated and the sample(s) are retained for 30 days only. The document is issued by AGC, this document cannot be reproduced except in full with our prior written permission. The more details and the authenticity of the report will be confirmed at <http://www.agc-cert.com>.

(B). AUDIO FREQUENCY RESPONSE:
Bottom Channel @ 12.5 KHz Channel Separations

Frequency (Hz)	Deviation (KHz)	Audio Frequency Response(dB)
100	--	--
200	--	--
300	0.15	-10.46
400	0.21	-7.54
500	0.29	-4.73
600	0.35	-3.10
700	0.43	-1.31
800	0.57	1.14
900	0.66	2.41
1000	0.72	3.17
1200	0.79	3.97
1400	0.84	4.51
1600	0.91	5.20
1800	0.96	5.67
2000	1.22	7.75
2400	1.38	8.82
2500	1.49	9.48
2800	1.65	10.37
3000	1.79	11.08
3200	1.73	10.78
3600	1.51	9.60
4000	1.04	6.36
4500	0.81	4.19
5000	0.75	3.52
5500	0.41	-1.72
6000	0.11	-13.15
6500	0.07	-17.08
7000	0.03	-24.44
7500	0.01	-33.98
9000	--	--
10000	--	--
14000	--	--
18000	--	--
20000	--	--
30000	--	--

The results shown in this test report refer only to the sample(s) tested unless otherwise stated and the sample(s) are retained for 30 days only. The document is issued by AGC, this document cannot be reproduced except in full with our prior written permission. The more details and the authenticity of the report will be confirmed at <http://www.agc-cert.com>.

Frequency Response of Bottom Channel



Note: All the modes had been tested, but only the worst data recorded in the report.

The results shown in this test report refer only to the sample(s) tested unless otherwise stated and the sample(s) are retained for 30 days only. The document is issued by AGC, this document cannot be reproduced except in full with our prior written permission. The more details and the authenticity of the report will be confirmed at <http://www.agc-cert.com>.

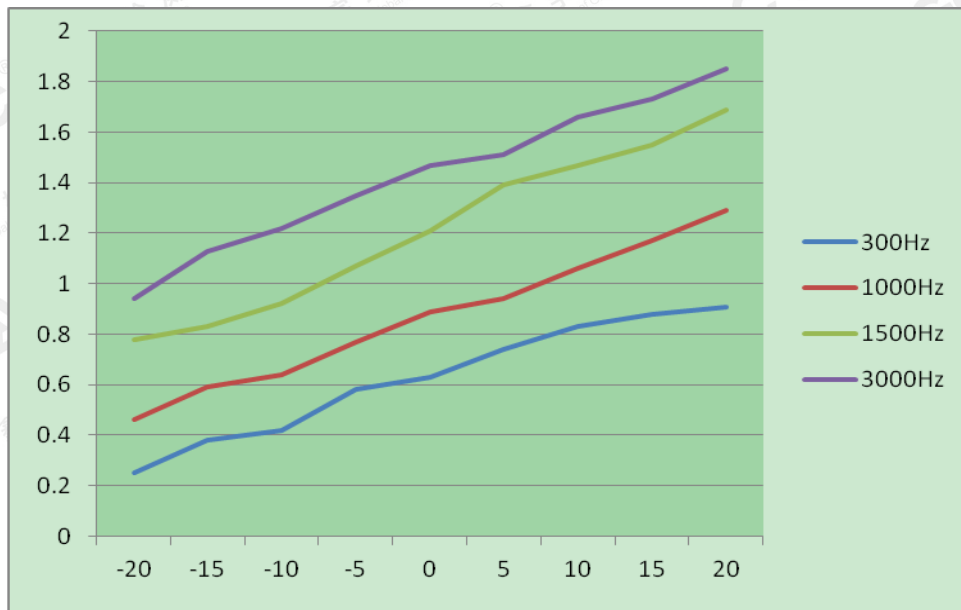
Digital:

TEST RESULTS FOR H POWER

(A). MODULATION LIMIT:

Bottom Channel @ 12.5 KHz Channel Separations

Modulation Level (dB)	Peak Freq. Deviation At 300 Hz	Peak Freq. Deviation At 1000 Hz	Peak Freq. Deviation At 1500 Hz	Peak Freq. Deviation At 3000 Hz
-20	0.25	0.46	0.78	0.94
-15	0.38	0.59	0.83	1.13
-10	0.42	0.64	0.92	1.22
-5	0.58	0.77	1.07	1.35
0	0.63	0.89	1.21	1.47
+5	0.74	0.94	1.39	1.51
+10	0.83	1.06	1.47	1.66
+15	0.88	1.17	1.55	1.73
+20	0.91	1.29	1.69	1.85



Note: All the modes had been tested, but only the worst data recorded in the report.

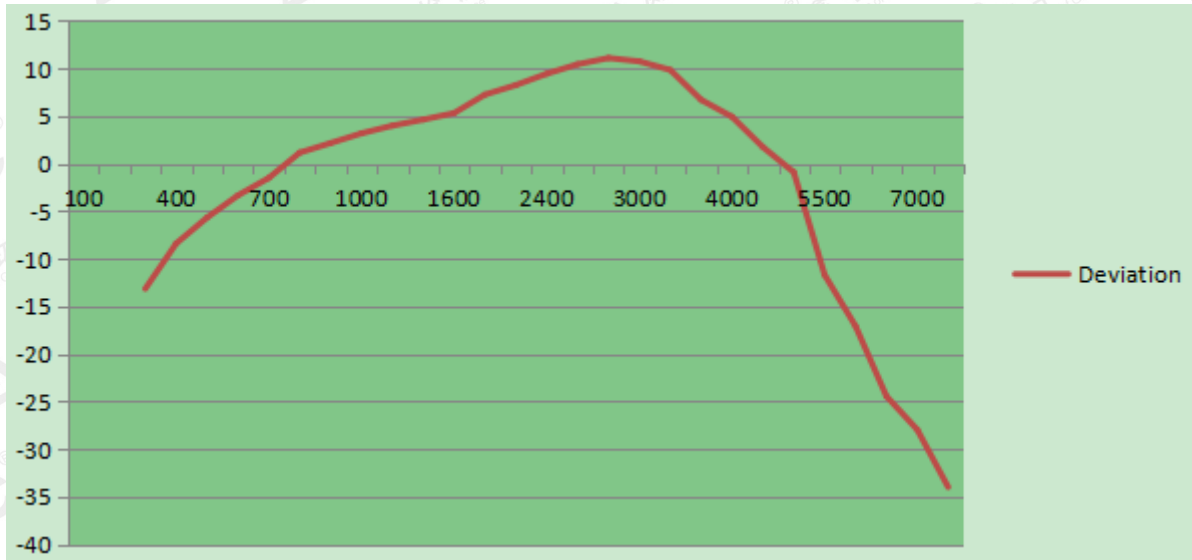
The results shown in this test report refer only to the sample(s) tested unless otherwise stated and the sample(s) are retained for 30 days only. The document is issued by AGC, this document cannot be reproduced except in full with our prior written permission. The more details and the authenticity of the report will be confirmed at <http://www.agc-cert.com>.

(B). AUDIO FREQUENCY RESPONSE:
Bottom Channel @ 12.5 KHz Channel Separations

Frequency (Hz)	Deviation (KHz)	Audio Frequency Response(dB)
100	--	--
200	--	--
300	0.11	-13.15
400	0.19	-8.40
500	0.26	-5.68
600	0.34	-3.35
700	0.42	-1.51
800	0.57	1.14
900	0.64	2.14
1000	0.72	3.17
1200	0.79	3.97
1400	0.85	4.61
1600	0.92	5.30
1800	1.15	7.23
2000	1.29	8.23
2400	1.48	9.43
2500	1.66	10.42
2800	1.79	11.08
3000	1.72	10.73
3200	1.55	9.83
3600	1.08	6.69
4000	0.88	4.91
4500	0.61	1.73
5000	0.45	-0.92
5500	0.13	-11.70
6000	0.07	-17.08
6500	0.03	-24.44
7000	0.02	-27.96
7500	0.01	-33.98
9000	--	--
10000	--	--
14000	--	--
18000	--	--
20000	--	--
30000	--	--

The results shown in this test report refer only to the sample(s) tested unless otherwise stated and the sample(s) are retained for 30 days only. The document is issued by AGC, this document cannot be reproduced except in full with our prior written permission. The more details and the authenticity of the report will be confirmed at <http://www.agc-cert.com>.

Frequency Response of Bottom Channel



Note: All the modes had been tested, but only the worst data recorded in the report.

The results shown in this test report refer only to the sample(s) tested unless otherwise stated and the sample(s) are retained for 30 days only. The document is issued by AGC, this document cannot be reproduced except in full with our prior written permission. The more details and the authenticity of the report will be confirmed at <http://www.agc-cert.com>.

UHF:

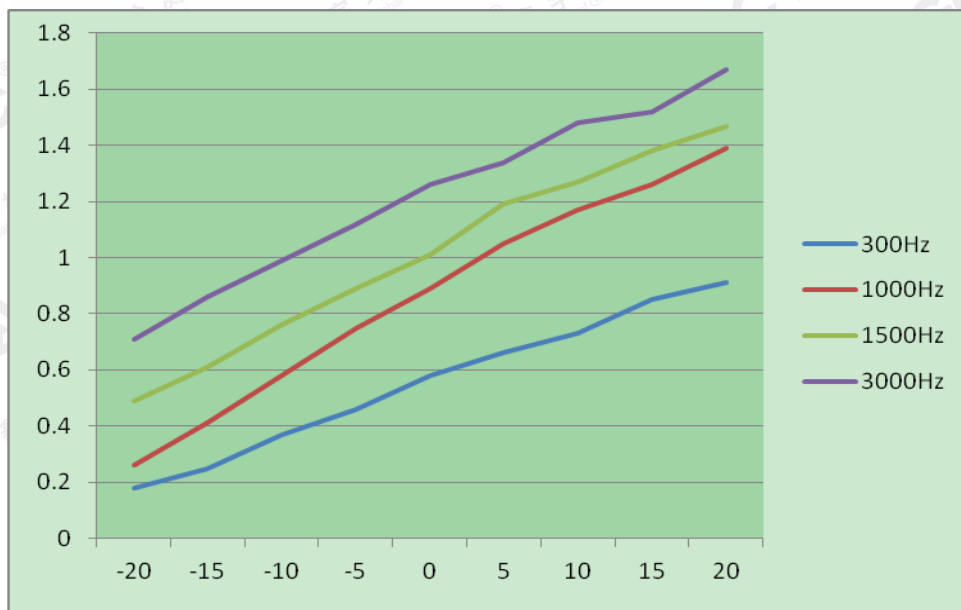
Analog:

TEST RESULT TS FOR H POWER

(A). MODULATION LIMIT:

Bottom Channel @ 12.5 KHz Channel Separations

Modulation Level (dB)	Peak Freq. Deviation At 300 Hz	Peak Freq. Deviation At 1000 Hz	Peak Freq. Deviation At 1500 Hz	Peak Freq. Deviation At 3000 Hz
-20	0.18	0.26	0.49	0.71
-15	0.25	0.41	0.61	0.86
-10	0.37	0.58	0.76	0.99
-5	0.46	0.75	0.89	1.12
0	0.58	0.89	1.01	1.26
+5	0.66	1.05	1.19	1.34
+10	0.73	1.17	1.27	1.48
+15	0.85	1.26	1.38	1.52
+20	0.91	1.39	1.47	1.67



Note: All the modes had been tested, but only the worst data recorded in the report.

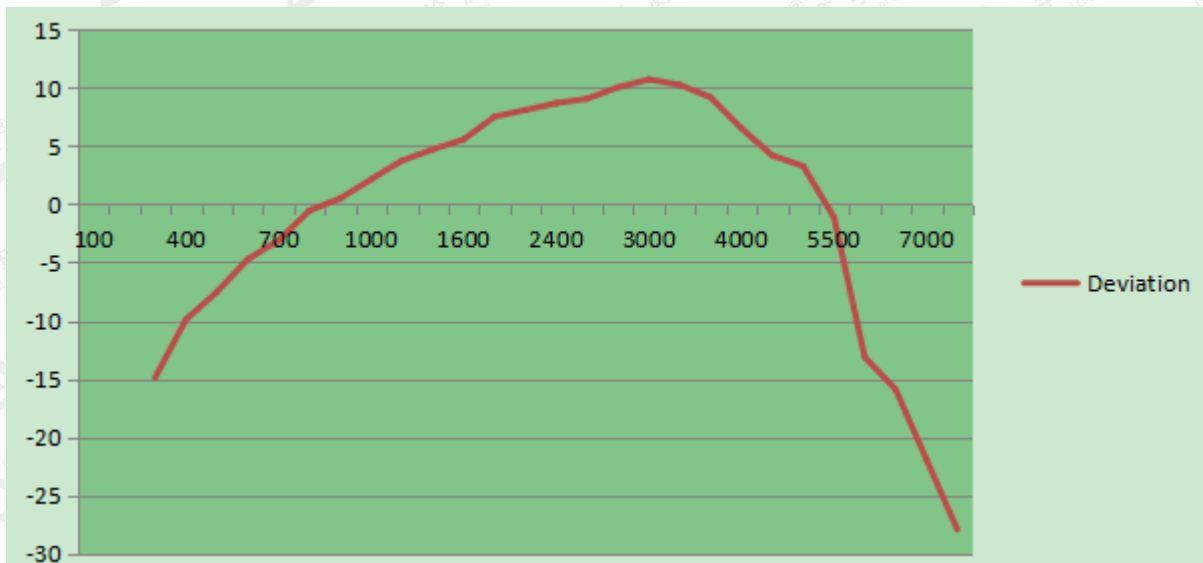
The results shown in this test report refer only to the sample(s) tested unless otherwise stated and the sample(s) are retained for 30 days only. The document is issued by AGC, this document cannot be reproduced except in full with our prior written permission. The more details and the authenticity of the report will be confirmed at <http://www.agc-cert.com>.

(B). AUDIO FREQUENCY RESPONSE:
Bottom Channel @ 12.5 KHz Channel Separations

Frequency (Hz)	Deviation (KHz)	Audio Frequency Response(dB)
100	--	--
200	--	--
300	0.09	-14.89
400	0.16	-9.90
500	0.21	-7.54
600	0.29	-4.73
700	0.35	-3.10
800	0.47	-0.54
900	0.53	0.51
1000	0.64	2.14
1200	0.77	3.75
1400	0.86	4.71
1600	0.95	5.58
1800	1.19	7.53
2000	1.27	8.10
2400	1.36	8.69
2500	1.42	9.07
2800	1.59	10.05
3000	1.72	10.73
3200	1.63	10.26
3600	1.44	9.19
4000	1.06	6.53
4500	0.81	4.19
5000	0.73	3.29
5500	0.44	-1.11
6000	0.11	-13.15
6500	0.08	-15.92
7000	0.04	-21.94
7500	0.02	-27.96
9000	--	--
10000	--	--
14000	--	--
18000	--	--
20000	--	--
30000	--	--

The results shown in this test report refer only to the sample(s) tested unless otherwise stated and the sample(s) are retained for 30 days only. The document is issued by AGC, this document cannot be reproduced except in full with our prior written permission. The more details and the authenticity of the report will be confirmed at <http://www.agc-cert.com>.

Frequency Response of Bottom Channel



Note: All the modes had been tested, but only the worst data recorded in the report.

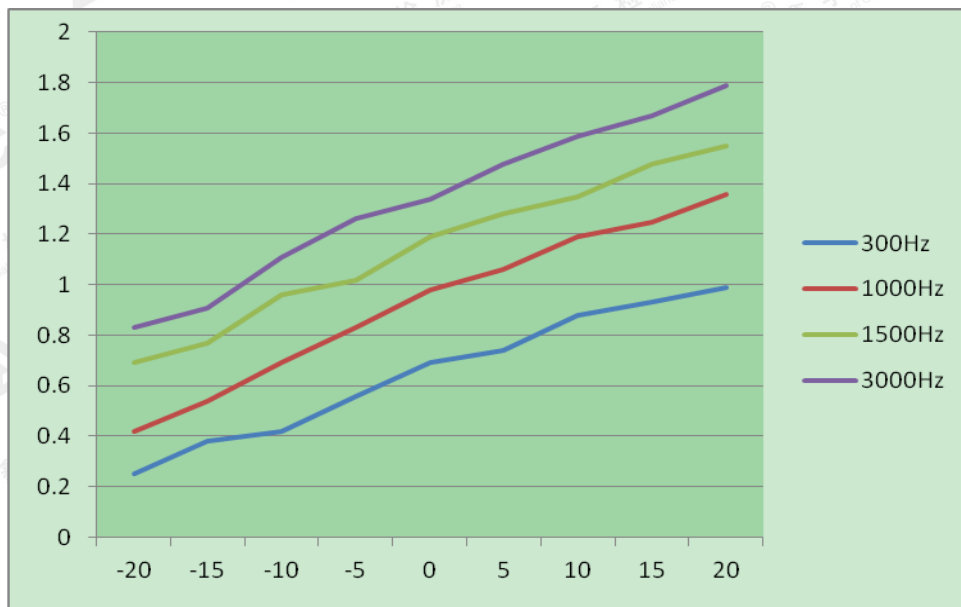
The results shown in this test report refer only to the sample(s) tested unless otherwise stated and the sample(s) are retained for 30 days only. The document is issued by AGC, this document cannot be reproduced except in full with our prior written permission. The more details and the authenticity of the report will be confirmed at <http://www.agc-cert.com>.

Digital:

(A). MODULATION LIMIT:

Bottom Channel @ 12.5 KHz Channel Separations---H Power

Modulation Level (dB)	Peak Freq. Deviation At 300 Hz	Peak Freq. Deviation At 1000 Hz	Peak Freq. Deviation At 1500 Hz	Peak Freq. Deviation At 3000 Hz
-20	0.25	0.42	0.69	0.83
-15	0.38	0.54	0.77	0.91
-10	0.42	0.69	0.96	1.11
-5	0.56	0.83	1.02	1.26
0	0.69	0.98	1.19	1.34
+5	0.74	1.06	1.28	1.48
+10	0.88	1.19	1.35	1.59
+15	0.93	1.25	1.48	1.67
+20	0.99	1.36	1.55	1.79



Note: All the modes had been tested, but only the worst data recorded in the report.

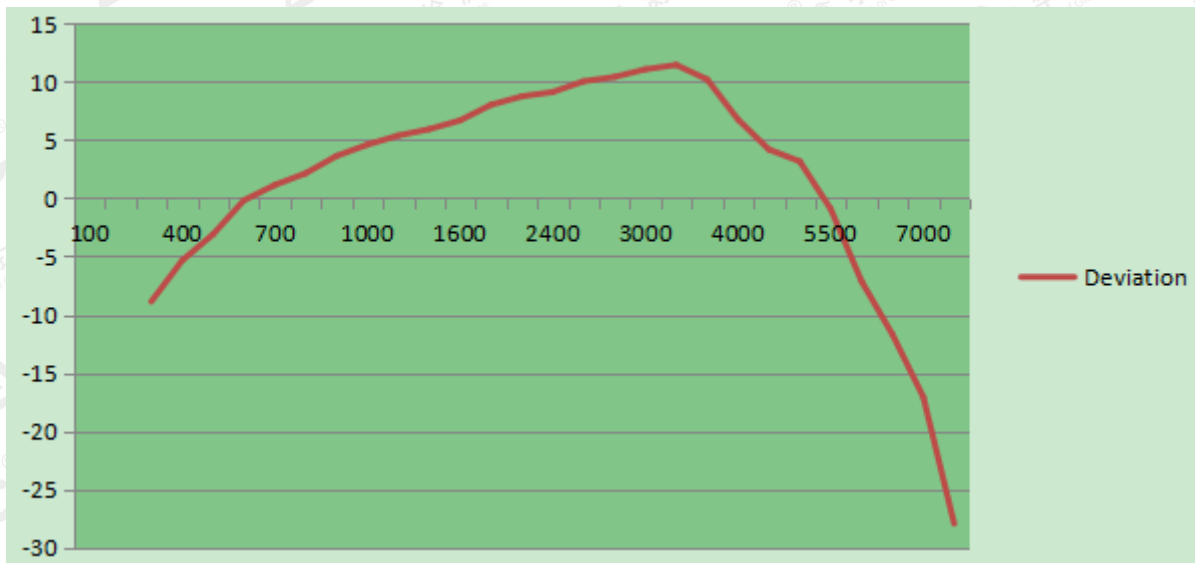
The results shown in this test report refer only to the sample(s) tested unless otherwise stated and the sample(s) are retained for 30 days only. The document is issued by AGC, this document cannot be reproduced except in full with our prior written permission. The more details and the authenticity of the report will be confirmed at <http://www.agc-cert.com>.

(B). AUDIO FREQUENCY RESPONSE:
Bottom Channel @ 12.5 KHz Channel Separations---H Power

Frequency (Hz)	Deviation (KHz)	Audio Frequency Response(dB)
100	--	--
200	--	--
300	0.18	-8.87
400	0.27	-5.35
500	0.35	-3.10
600	0.49	-0.18
700	0.57	1.14
800	0.64	2.14
900	0.76	3.64
1000	0.85	4.61
1200	0.93	5.39
1400	0.99	5.93
1600	1.08	6.69
1800	1.26	8.03
2000	1.37	8.76
2400	1.43	9.13
2500	1.59	10.05
2800	1.66	10.42
3000	1.79	11.08
3200	1.87	11.46
3600	1.62	10.21
4000	1.09	6.77
4500	0.81	4.19
5000	0.72	3.17
5500	0.45	-0.92
6000	0.22	-7.13
6500	0.13	-11.70
7000	0.07	-17.08
7500	0.02	-27.96
9000	--	--
10000	--	--
14000	--	--
18000	--	--
20000	--	--
30000	--	--

The results shown in this test report refer only to the sample(s) tested unless otherwise stated and the sample(s) are retained for 30 days only. The document is issued by AGC, this document cannot be reproduced except in full with our prior written permission. The more details and the authenticity of the report will be confirmed at <http://www.agc-cert.com>.

Frequency Response of Bottom Channel---H Power



Note: All the modes had been tested, but only the worst data recorded in the report.

The results shown in this test report refer only to the sample(s) tested unless otherwise stated and the sample(s) are retained for 30 days only. The document is issued by AGC, this document cannot be reproduced except in full with our prior written permission. The more details and the authenticity of the report will be confirmed at <http://www.agc-cert.com>.

9. MAXIMUM TRANSMITTER POWER (CONDUCTED OUTPUT POWER)

9.1 PROVISIONS APPLICABLE

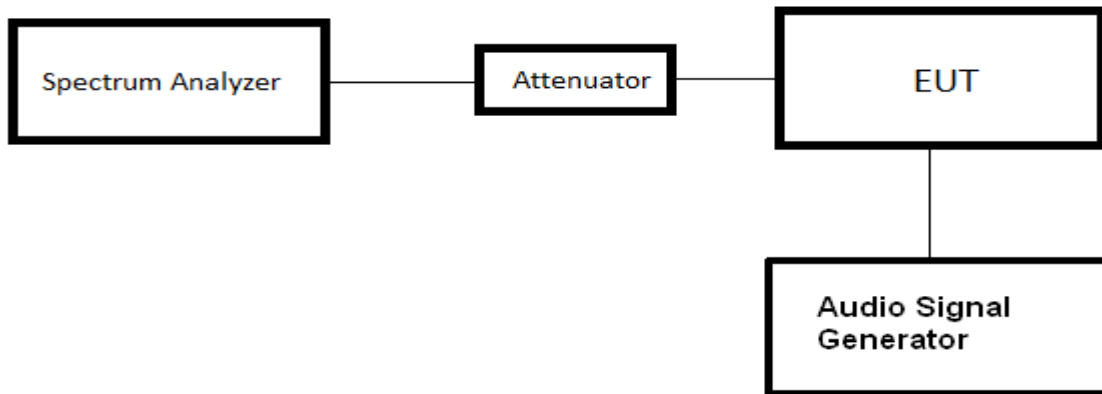
Per FCC §2.1046 § 22.565 and §90.205: Maximum ERP is dependent upon the station's antenna HAAT and required service area.

9.2 TEST PROCEDURE

The RF output of Two-way Radio was conducted to a spectrum analyzer through an appropriate attenuator.

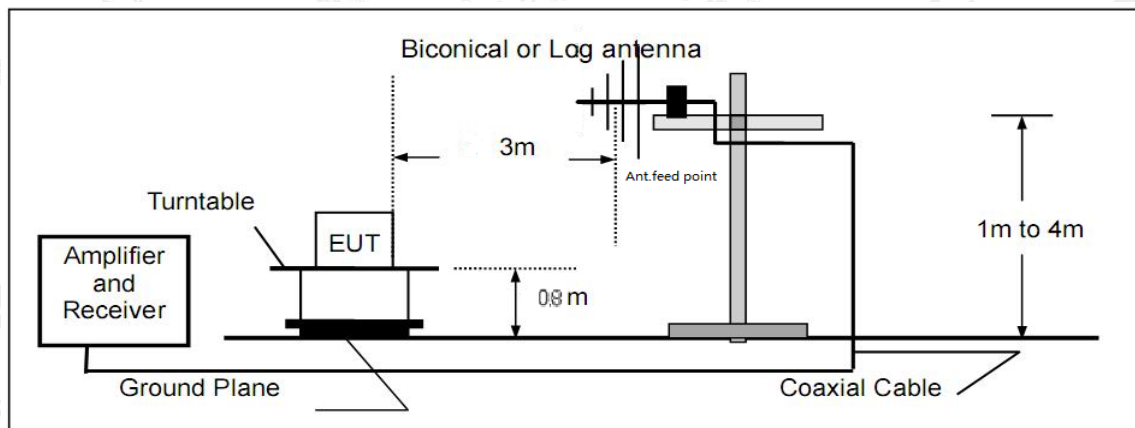
9.3 TEST CONFIGURATION

Conducted Output Power:

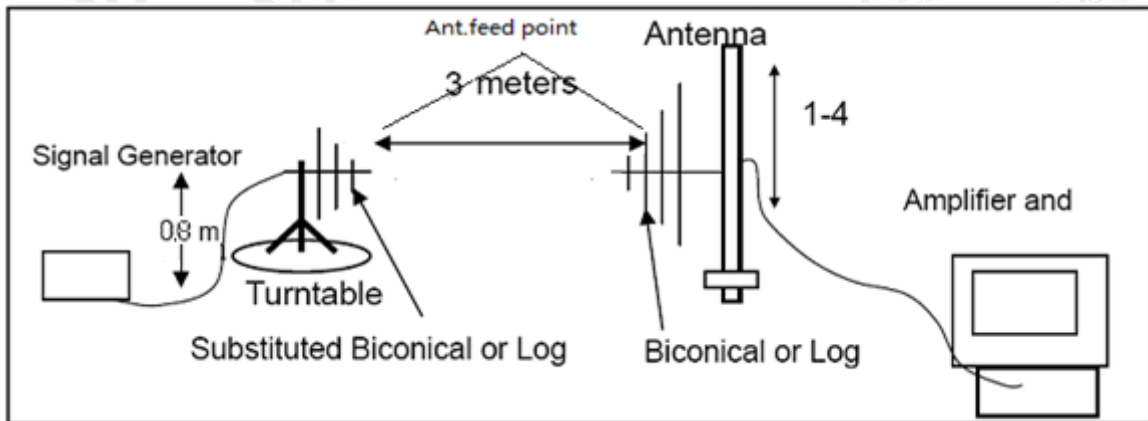


Effective Radiated Power

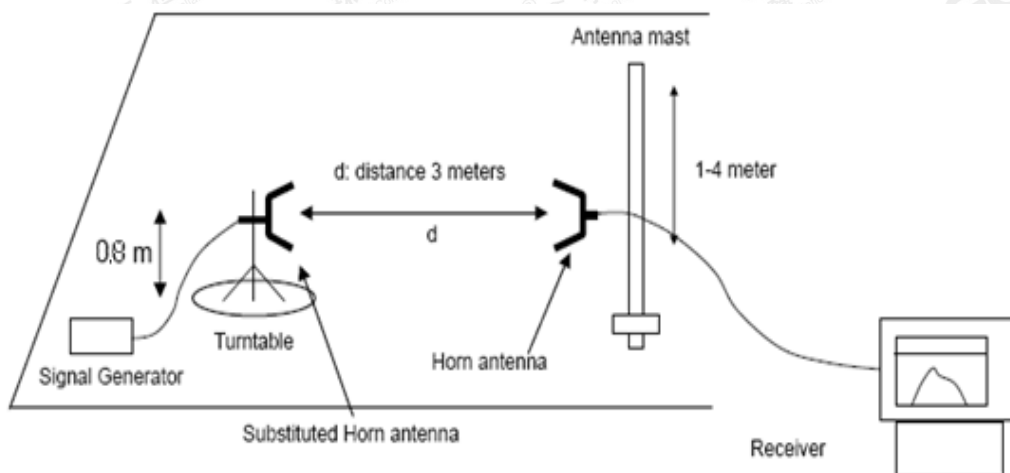
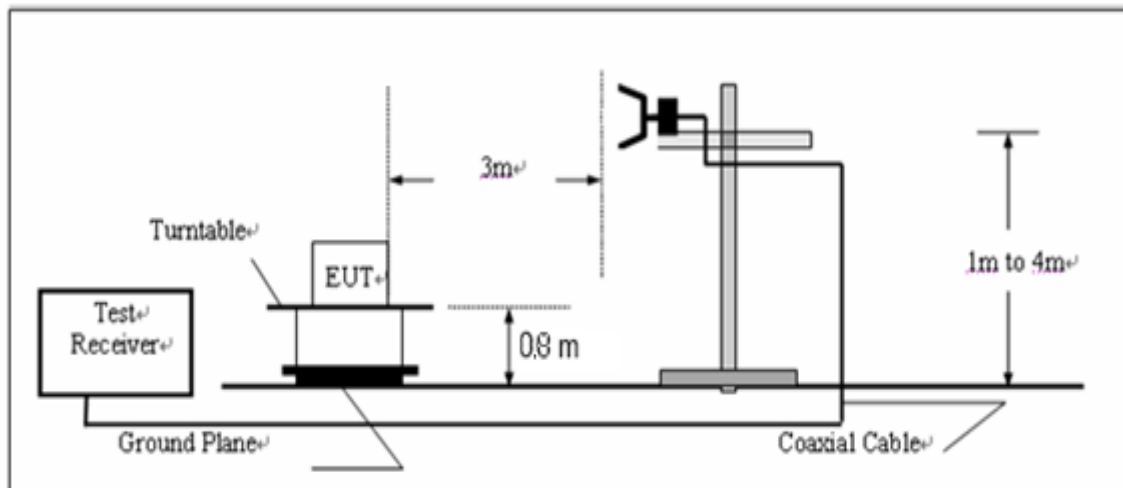
Radiated Below 1GHz



The results shown in this test report refer only to the sample(s) tested unless otherwise stated and the sample(s) are retained for 30 days only. The document is issued by AGC, this document cannot be reproduced except in full with our prior written permission. The more details and the authenticity of the report will be confirmed at <http://www.agc-cert.com>.



Radiated Above 1 GHz



The results shown in this test report refer only to the sample(s) tested unless otherwise stated and the sample(s) are retained for 30 days only. The document is issued by AGC, this document cannot be reproduced except in full with our prior written permission. The more details and the authenticity of the report will be confirmed at <http://www.agc-cert.com>.

9.4 TEST RESULT

The maximum Conducted Power (CP) for VHF/UHF is
 Analog: 5W/2.5W/1 W/0.2W for 12.5 KHz Channel Separation
 Digital: 5W/2.5W/1 W/0.2W for 12.5 KHz Channel Separation
 Calculation Formula: $CP = R + A + L$

Note:

- CP: The final Conducted Power
- R : The reading value from spectrum analyzer
- A : The attenuation value of the used attenuator
- L : The loss of all connection cables

VHF:

Analog:

Conducted Power Measurement Results		
Channel Separation	Channel	Measurement Result (dBm)
		For 36.99dBm(5W)
12.5 KHz	Bottom(136.025MHz)	36.82
	Middle(151.850MHz)	36.79
	Middle(155.025MHz)	36.85
	Middle(161.610MHz)	36.70
	Top (173.975MHz)	36.75

Radiated Power Measurement Results		
Channel Separation	Channel	Measurement Result (dBm)
		For 36.99dBm(5W)
12.5 KHz	Bottom(136.025MHz)	36.76
	Middle(151.850MHz)	36.82
	Middle(155.025MHz)	36.79
	Middle(161.610MHz)	36.71
	Top (173.975MHz)	36.88

The results shown in this test report refer only to the sample(s) tested unless otherwise stated and the sample(s) are retained for 30 days only. The document is issued by AGC, this document cannot be reproduced except in full with our prior written permission. The more details and the authenticity of the report will be confirmed at <http://www.agc-cert.com>.

Conducted Power Measurement Results		
Channel Separation	Channel	Measurement Result (dBm)
		For 33.98dBm(2.5W)
12.5 KHz	Bottom(136.025MHz)	33.79
	Middle(151.850MHz)	33.83
	Middle(155.025MHz)	33.88
	Middle(161.610MHz)	33.78
	Top (173.975MHz)	33.71

Radiated Power Measurement Results		
Channel Separation	Channel	Measurement Result (dBm)
		For 33.98dBm(2.5W)
12.5 KHz	Bottom(136.025MHz)	33.86
	Middle(151.850MHz)	33.75
	Middle(155.025MHz)	33.71
	Middle(161.610MHz)	33.83
	Top (173.975MHz)	33.89

Conducted Power Measurement Results		
Channel Separation	Channel	Measurement Result (dBm)
		For 30dBm(1W)
12.5 KHz	Bottom(136.025MHz)	29.83
	Middle(151.850MHz)	29.79
	Middle(155.025MHz)	29.72
	Middle(161.610MHz)	29.88
	Top (173.975MHz)	29.84

The results shown in this test report refer only to the sample(s) tested unless otherwise stated and the sample(s) are retained for 30 days only. The document is issued by AGC, this document cannot be reproduced except in full with our prior written permission. The more details and the authenticity of the report will be confirmed at <http://www.agc-cert.com>.

Radiated Power Measurement Results		
Channel Separation	Channel	Measurement Result (dBm)
		For 30dBm(1W)
12.5 KHz	Bottom(136.025MHz)	29.89
	Middle(151.850MHz)	29.81
	Middle(155.025MHz)	29.75
	Middle(161.610MHz)	29.77
	Top (173.975MHz)	29.72

Conducted Power Measurement Results		
Channel Separation	Channel	Measurement Result (dBm)
		For 23.01dBm(0.2W)
12.5 KHz	Bottom(136.025MHz)	22.89
	Middle(151.850MHz)	22.75
	Middle(155.025MHz)	22.91
	Middle(161.610MHz)	22.72
	Top (173.975MHz)	22.86

Radiated Power Measurement Results		
Channel Separation	Channel	Measurement Result (dBm)
		For 23.01dBm(0.2W)
12.5 KHz	Bottom(136.025MHz)	22.77
	Middle(151.850MHz)	22.82
	Middle(155.025MHz)	22.74
	Middle(161.610MHz)	22.89
	Top (173.975MHz)	22.85

The results shown in this test report refer only to the sample(s) tested unless otherwise stated and the sample(s) are retained for 30 days only. The document is issued by AGC, this document cannot be reproduced except in full with our prior written permission. The more details and the authenticity of the report will be confirmed at <http://www.agc-cert.com>.

Digital:
Date + voice:

Conducted Power Measurement Results		
Channel Separation	Channel	Measurement Result (dBm)
		For 36.99dBm(5W)
12.5 KHz	Bottom(136.025MHz)	36.83
	Middle(151.850MHz)	36.79
	Middle(155.025MHz)	36.87
	Middle(161.610MHz)	36.75
	Top (173.975MHz)	36.71

Radiated Power Measurement Results		
Channel Separation	Channel	Measurement Result (dBm)
		For 36.99dBm(5W)
12.5 KHz	Bottom(136.025MHz)	36.79
	Middle(151.850MHz)	36.86
	Middle(155.025MHz)	36.81
	Middle(161.610MHz)	36.74
	Top (173.975MHz)	36.77

Date transmission mode:

Conducted Power Measurement Results		
Channel Separation	Channel	Measurement Result (dBm)
		For 36.99dBm(5W)
12.5 KHz	Bottom(136.025MHz)	36.74
	Middle(151.850MHz)	36.79
	Middle(155.025MHz)	36.86
	Middle(161.610MHz)	36.81
	Top (173.975MHz)	36.72

The results shown in this test report refer only to the sample(s) tested unless otherwise stated and the sample(s) are retained for 30 days only. The document is issued by AGC, this document cannot be reproduced except in full with our prior written permission. The more details and the authenticity of the report will be confirmed at <http://www.agc-cert.com>.

Radiated Power Measurement Results		
Channel Separation	Channel	Measurement Result (dBm)
		For 36.99dBm(5W)
12.5 KHz	Bottom(136.025MHz)	36.83
	Middle(151.850MHz)	36.89
	Middle(155.025MHz)	36.78
	Middle(161.610MHz)	36.75
	Top (173.975MHz)	36.81

Date + voice:

Conducted Power Measurement Results		
Channel Separation	Channel	Measurement Result (dBm)
		For 33.98dBm(2.5W)
12.5 KHz	Bottom(136.025MHz)	33.78
	Middle(151.850MHz)	33.71
	Middle(155.025MHz)	33.89
	Middle(161.610MHz)	33.85
	Top (173.975MHz)	33.73

Radiated Power Measurement Results		
Channel Separation	Channel	Measurement Result (dBm)
		For 33.98dBm(2.5W)
12.5 KHz	Bottom(136.025MHz)	33.85
	Middle(151.850MHz)	33.71
	Middle(155.025MHz)	33.86
	Middle(161.610MHz)	33.77
	Top (173.975MHz)	33.73

The results shown in this test report refer only to the sample(s) tested unless otherwise stated and the sample(s) are retained for 30 days only. The document is issued by AGC, this document cannot be reproduced except in full with our prior written permission. The more details and the authenticity of the report will be confirmed at <http://www.agc-cert.com>.

Date transmission mode:

Conducted Power Measurement Results		
Channel Separation	Channel	Measurement Result (dBm)
		For 33.98dBm(2.5W)
12.5 KHz	Bottom(136.025MHz)	33.85
	Middle(151.850MHz)	33.74
	Middle(155.025MHz)	33.79
	Middle(161.610MHz)	33.89
	Top (173.975MHz)	33.82

Radiated Power Measurement Results		
Channel Separation	Channel	Measurement Result (dBm)
		For 33.98dBm(2.5W)
12.5 KHz	Bottom(136.025MHz)	33.74
	Middle(151.850MHz)	33.79
	Middle(155.025MHz)	33.71
	Middle(161.610MHz)	33.83
	Top (173.975MHz)	33.88

Date + voice:

Conducted Power Measurement Results		
Channel Separation	Channel	Measurement Result (dBm)
		For 30dBm(1W)
12.5 KHz	Bottom(136.025MHz)	29.84
	Middle(151.850MHz)	29.81
	Middle(155.025MHz)	29.85
	Middle(161.610MHz)	29.89
	Top (173.975MHz)	29.75

The results shown in this test report refer only to the sample(s) tested unless otherwise stated and the sample(s) are retained for 30 days only. The document is issued by AGC, this document cannot be reproduced except in full with our prior written permission. The more details and the authenticity of the report will be confirmed at <http://www.agc-cert.com>.

Radiated Power Measurement Results		
Channel Separation	Channel	Measurement Result (dBm)
		For 30dBm(1W)
12.5 KHz	Bottom(136.025MHz)	29.75
	Middle(151.850MHz)	29.84
	Middle(155.025MHz)	29.79
	Middle(161.610MHz)	29.87
	Top (173.975MHz)	29.85

Date transmission mode:

Conducted Power Measurement Results		
Channel Separation	Channel	Measurement Result (dBm)
		For 30dBm(1W)
12.5 KHz	Bottom(136.025MHz)	29.77
	Middle(151.850MHz)	29.71
	Middle(155.025MHz)	29.89
	Middle(161.610MHz)	29.86
	Top (173.975MHz)	29.76

Radiated Power Measurement Results		
Channel Separation	Channel	Measurement Result (dBm)
		For 30dBm(1W)
12.5 KHz	Bottom(136.025MHz)	29.85
	Middle(151.850MHz)	29.76
	Middle(155.025MHz)	29.71
	Middle(161.610MHz)	29.89
	Top (173.975MHz)	29.84

The results shown in this test report refer only to the sample(s) tested unless otherwise stated and the sample(s) are retained for 30 days only. The document is issued by AGC, this document cannot be reproduced except in full with our prior written permission. The more details and the authenticity of the report will be confirmed at <http://www.agc-cert.com>.

Date + voice:

Conducted Power Measurement Results		
Channel Separation	Channel	Measurement Result (dBm)
		For 23.01dBm(0.2W)
12.5 KHz	Bottom(136.025MHz)	22.79
	Middle(151.850MHz)	22.82
	Middle(155.025MHz)	22.88
	Middle(161.610MHz)	22.75
	Top (173.975MHz)	22.71

Radiated Power Measurement Results		
Channel Separation	Channel	Measurement Result (dBm)
		For 23.01dBm(0.2W)
12.5 KHz	Bottom(136.025MHz)	22.86
	Middle(151.850MHz)	22.79
	Middle(155.025MHz)	22.85
	Middle(161.610MHz)	22.71
	Top (173.975MHz)	22.77

Date transmission mode:

Conducted Power Measurement Results		
Channel Separation	Channel	Measurement Result (dBm)
		For 23.01dBm(0.2W)
12.5 KHz	Bottom(136.025MHz)	22.75
	Middle(151.850MHz)	22.86
	Middle(155.025MHz)	22.79
	Middle(161.610MHz)	22.88
	Top (173.975MHz)	22.82

The results shown in this test report refer only to the sample(s) tested unless otherwise stated and the sample(s) are retained for 30 days only. The document is issued by AGC, this document cannot be reproduced except in full with our prior written permission. The more details and the authenticity of the report will be confirmed at <http://www.agc-cert.com>.

Radiated Power Measurement Results		
Channel Separation	Channel	Measurement Result (dBm)
		For 23.01dBm(0.2W)
12.5 KHz	Bottom(136.025MHz)	22.74
	Middle(151.850MHz)	22.89
	Middle(155.025MHz)	22.75
	Middle(161.610MHz)	22.71
	Top (173.975MHz)	22.82

UHF:
Analog:

Conducted Power Measurement Results-5W		
Channel Separation	Channel	Measurement Result (dBm)
		For 36.99dBm(5W)
12.5 KHz	Bottom(400.025MHz)	36.74
	Middle(453.225MHz)	36.81
	Middle(454.025MHz)	36.89
	Top (479.975MHz)	36.77

Radiated Power Measurement Results-5W		
Channel Separation	Channel	Measurement Result (dBm)
		For 36.99dBm(5W)
12.5 KHz	Bottom(400.025MHz)	36.74
	Middle(453.225MHz)	36.86
	Middle(454.025MHz)	36.81
	Top (479.975MHz)	36.72

The results shown in this test report refer only to the sample(s) tested unless otherwise stated and the sample(s) are retained for 30 days only. The document is issued by AGC, this document cannot be reproduced except in full with our prior written permission. The more details and the authenticity of the report will be confirmed at <http://www.agc-cert.com>.

Conducted Power Measurement Results-2.5W		
Channel Separation	Channel	Measurement Result (dBm)
		For 33.98dBm(2.5W)
12.5 KHz	Bottom(400.025MHz)	33.74
	Middle(453.225MHz)	33.89
	Middle(454.025MHz)	33.71
	Top (479.975MHz)	33.77

Radiated Power Measurement Results-2.5W		
Channel Separation	Channel	Measurement Result (dBm)
		For 33.98dBm(2.5W)
12.5 KHz	Bottom(400.025MHz)	33.74
	Middle(453.225MHz)	33.81
	Middle(454.025MHz)	33.79
	Top (479.975MHz)	33.86

Conducted Power Measurement Results-1W		
Channel Separation	Channel	Measurement Result (dBm)
		For 30dBm(1W)
12.5 KHz	Bottom(400.025MHz)	29.78
	Middle(453.225MHz)	29.71
	Middle(454.025MHz)	29.86
	Top (479.975MHz)	29.82

Radiated Power Measurement Results-1W		
Channel Separation	Channel	Measurement Result (dBm)
		For 30dBm(1W)
12.5 KHz	Bottom(400.025MHz)	29.88
	Middle(453.225MHz)	29.84
	Middle(454.025MHz)	29.76
	Top (479.975MHz)	29.89

The results shown in this test report refer only to the sample(s) tested unless otherwise stated and the sample(s) are retained for 30 days only. The document is issued by AGC, this document cannot be reproduced except in full with our prior written permission. The more details and the authenticity of the report will be confirmed at <http://www.agc-cert.com>.

Conducted Power Measurement Results-0.2W		
Channel Separation	Channel	Measurement Result (dBm)
		For 23.01dBm(0.2W)
12.5 KHz	Bottom(400.025MHz)	22.84
	Middle(453.225MHz)	22.89
	Middle(454.025MHz)	22.75
	Top (479.975MHz)	22.71

Radiated Power Measurement Results-0.2W		
Channel Separation	Channel	Measurement Result (dBm)
		For 23.01dBm(0.2W)
12.5 KHz	Bottom(400.025MHz)	22.77
	Middle(453.225MHz)	22.81
	Middle(454.025MHz)	22.89
	Top (479.975MHz)	22.72

Digital:
Date + voice:

Conducted Power Measurement Results		
Channel Separation	Channel	Measurement Result (dBm)
		For 36.99dBm(5W)
12.5 KHz	Bottom(400.025MHz)	36.83
	Middle(453.225MHz)	36.74
	Middle(454.025MHz)	36.79
	Top (479.975MHz)	36.72

The results shown in this test report refer only to the sample(s) tested unless otherwise stated and the sample(s) are retained for 30 days only. The document is issued by AGC, this document cannot be reproduced except in full with our prior written permission. The more details and the authenticity of the report will be confirmed at <http://www.agc-cert.com>.

Radiated Power Measurement Results		
Channel Separation	Channel	Measurement Result (dBm)
		For 36.99dBm(5W)
12.5 KHz	Bottom(400.025MHz)	36.81
	Middle(453.225MHz)	36.79
	Middle(454.025MHz)	36.72
	Top (479.975MHz)	36.86

Date transmission mode:

Conducted Power Measurement Results		
Channel Separation	Channel	Measurement Result (dBm)
		For 36.99dBm(5W)
12.5 KHz	Bottom(400.025MHz)	36.74
	Middle(453.225MHz)	36.88
	Middle(454.025MHz)	36.83
	Top (479.975MHz)	36.79

Radiated Power Measurement Results		
Channel Separation	Channel	Measurement Result (dBm)
		For 36.99dBm(5W)
12.5 KHz	Bottom(400.025MHz)	36.78
	Middle(453.225MHz)	36.85
	Middle(454.025MHz)	36.71
	Top (479.975MHz)	36.76

The results shown in this test report refer only to the sample(s) tested unless otherwise stated and the sample(s) are retained for 30 days only. The document is issued by AGC, this document cannot be reproduced except in full with our prior written permission. The more details and the authenticity of the report will be confirmed at <http://www.agc-cert.com>.

Date + voice:

Conducted Power Measurement Results		
Channel Separation	Channel	Measurement Result (dBm)
		For 33.98dBm(2.5W)
12.5 KHz	Bottom(400.025MHz)	33.88
	Middle(453.225MHz)	33.81
	Middle(454.025MHz)	33.75
	Top (479.975MHz)	33.78

Radiated Power Measurement Results		
Channel Separation	Channel	Measurement Result (dBm)
		For 33.98dBm(2.5W)
12.5 KHz	Bottom(400.025MHz)	33.71
	Middle(453.225MHz)	33.86
	Middle(454.025MHz)	33.89
	Top (479.975MHz)	33.77

Date transmission mode:

Conducted Power Measurement Results		
Channel Separation	Channel	Measurement Result (dBm)
		For 33.98dBm(2.5W)
12.5 KHz	Bottom(400.025MHz)	33.83
	Middle(453.225MHz)	33.71
	Middle(454.025MHz)	33.78
	Top (479.975MHz)	33.76

The results shown in this test report refer only to the sample(s) tested unless otherwise stated and the sample(s) are retained for 30 days only. The document is issued by AGC, this document cannot be reproduced except in full with our prior written permission. The more details and the authenticity of the report will be confirmed at <http://www.agc-cert.com>.

Radiated Power Measurement Results		
Channel Separation	Channel	Measurement Result (dBm)
		For 33.98dBm(2.5W)
12.5 KHz	Bottom(400.025MHz)	33.87
	Middle(453.225MHz)	33.76
	Middle(454.025MHz)	33.79
	Top (479.975MHz)	33.82

Date + voice:

Conducted Power Measurement Results		
Channel Separation	Channel	Measurement Result (dBm)
		For 30dBm(1W)
12.5 KHz	Bottom(400.025MHz)	29.83
	Middle(453.225MHz)	29.88
	Middle(454.025MHz)	29.74
	Top (479.975MHz)	29.79

Radiated Power Measurement Results		
Channel Separation	Channel	Measurement Result (dBm)
		For 30dBm(1W)
12.5 KHz	Bottom(400.025MHz)	29.86
	Middle(453.225MHz)	29.71
	Middle(454.025MHz)	29.79
	Top (479.975MHz)	29.82

The results shown in this test report refer only to the sample(s) tested unless otherwise stated and the sample(s) are retained for 30 days only. The document is issued by AGC, this document cannot be reproduced except in full with our prior written permission. The more details and the authenticity of the report will be confirmed at <http://www.agc-cert.com>.

Date transmission mode:

Conducted Power Measurement Results		
Channel Separation	Channel	Measurement Result (dBm)
		For 30dBm(1W)
12.5 KHz	Bottom(400.025MHz)	29.84
	Middle(453.225MHz)	29.71
	Middle(454.025MHz)	29.88
	Top (479.975MHz)	29.79

Radiated Power Measurement Results		
Channel Separation	Channel	Measurement Result (dBm)
		For 30dBm(1W)
12.5 KHz	Bottom(400.025MHz)	29.75
	Middle(453.225MHz)	29.89
	Middle(454.025MHz)	29.82
	Top (479.975MHz)	29.79

Date + voice:

Conducted Power Measurement Results		
Channel Separation	Channel	Measurement Result (dBm)
		For 23.01dBm(0.2W)
12.5 KHz	Bottom(400.025MHz)	22.84
	Middle(453.225MHz)	22.72
	Middle(454.025MHz)	22.79
	Top (479.975MHz)	22.87

The results shown in this test report refer only to the sample(s) tested unless otherwise stated and the sample(s) are retained for 30 days only. The document is issued by AGC, this document cannot be reproduced except in full with our prior written permission. The more details and the authenticity of the report will be confirmed at <http://www.agc-cert.com>.

Radiated Power Measurement Results		
Channel Separation	Channel	Measurement Result (dBm)
		For 23.01dBm(0.2W)
12.5 KHz	Bottom(400.025MHz)	22.74
	Middle(453.225MHz)	22.81
	Middle(454.025MHz)	22.89
	Top (479.975MHz)	22.78

Date transmission mode:

Conducted Power Measurement Results		
Channel Separation	Channel	Measurement Result (dBm)
		For 23.01dBm(0.2W)
12.5 KHz	Bottom(400.025MHz)	22.84
	Middle(453.225MHz)	22.72
	Middle(454.025MHz)	22.79
	Top (479.975MHz)	22.73

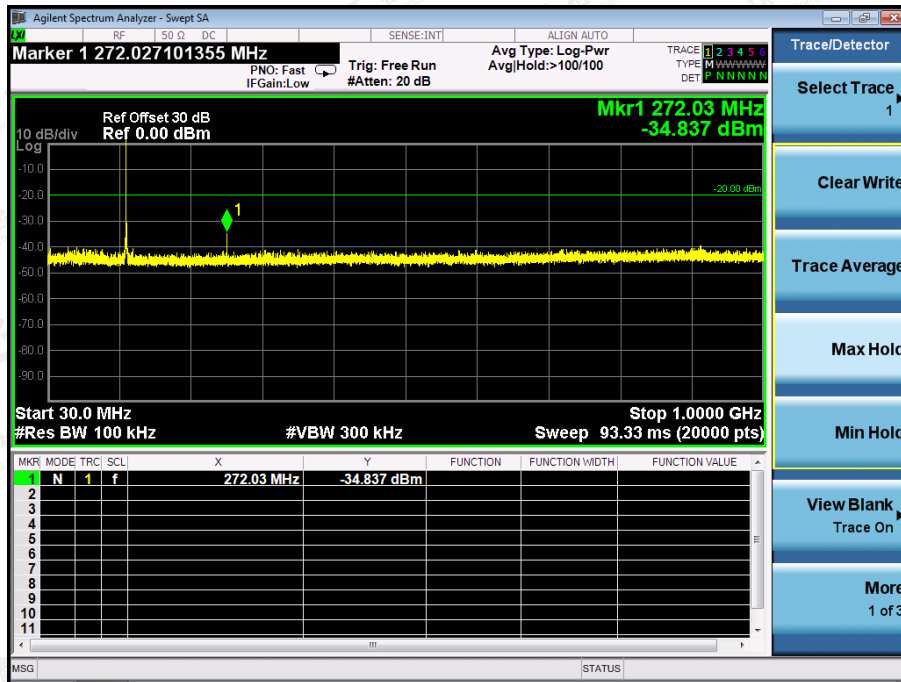
Radiated Power Measurement Results		
Channel Separation	Channel	Measurement Result (dBm)
		For 23.01dBm(0.2W)
12.5 KHz	Bottom(400.025MHz)	22.84
	Middle(453.225MHz)	22.89
	Middle(454.025MHz)	22.77
	Top (479.975MHz)	22.71

The results shown in this test report refer only to the sample(s) tested unless otherwise stated and the sample(s) are retained for 30 days only. The document is issued by AGC, this document cannot be reproduced except in full with our prior written permission. The more details and the authenticity of the report will be confirmed at <http://www.agc-cert.com>.

9.5 CONDUCT SPURIOUS PLOT

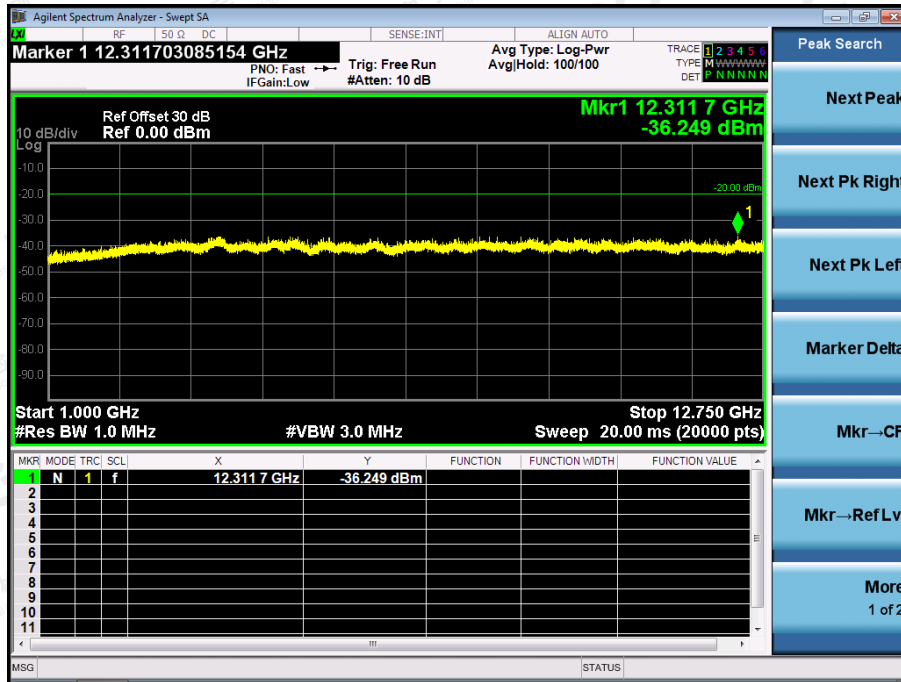
VHF:
Analog:

**Conducted Spurious Emission (worst) @136.025MHz With 12.5 KHz Channel Separation-5W
30MHz-1GHz**

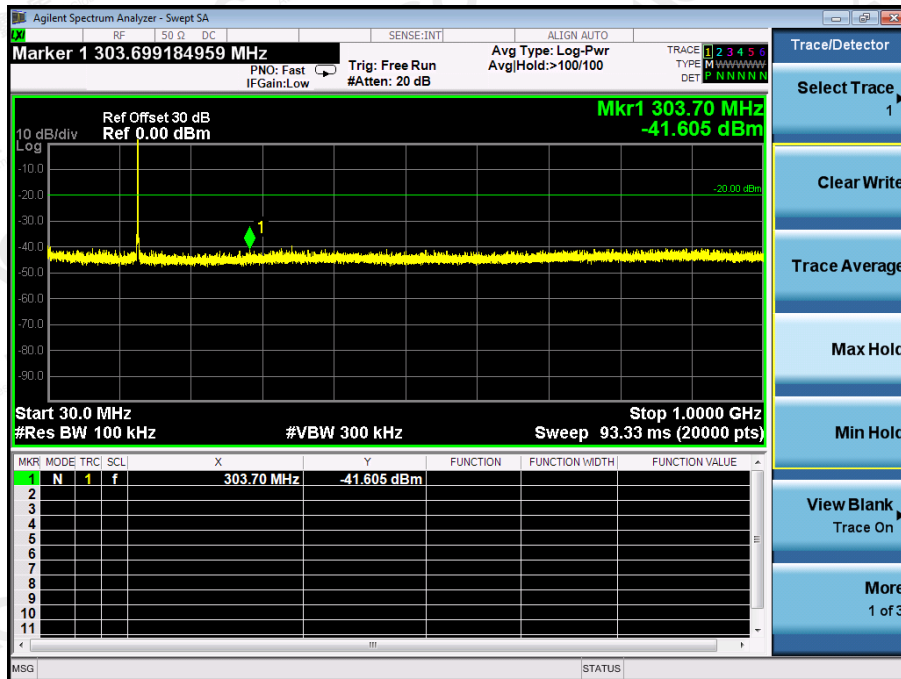


The results shown in this test report refer only to the sample(s) tested unless otherwise stated and the sample(s) are retained for 30 days only. The document is issued by AGC, this document cannot be reproduced except in full with our prior written permission. The more details and the authenticity of the report will be confirmed at <http://www.agc-cert.com>.

Conduct Spurious Emission (worst) @ 136.025MHz With 12.5 KHz Channel Separation-5W
1GHz-12.75GHz



Conducted Spurious Emission (worst) @151.850 MHz With 12.5 KHz Channel Separation-5W
30MHz-1GHz

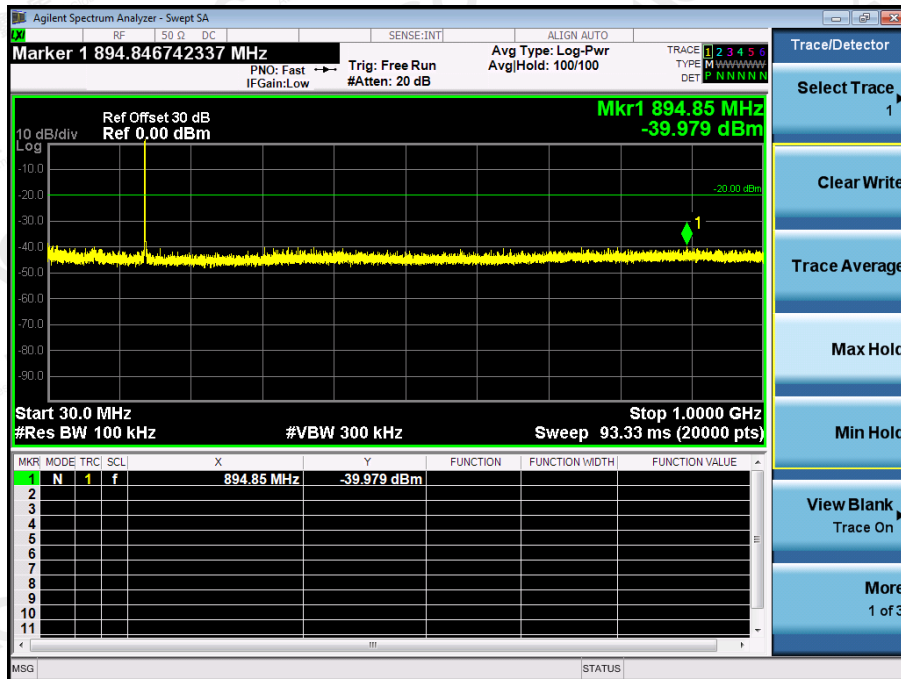


The results shown in this test report refer only to the sample(s) tested unless otherwise stated and the sample(s) are retained for 30 days only. The document is issued by AGC, this document cannot be reproduced except in full with our prior written permission. The more details and the authenticity of the report will be confirmed at <http://www.agc-cert.com>.

Conduct Spurious Emission (worst) @ 151.850MHz With 12.5 KHz Channel Separation-5W
1GHz-12.75GHz

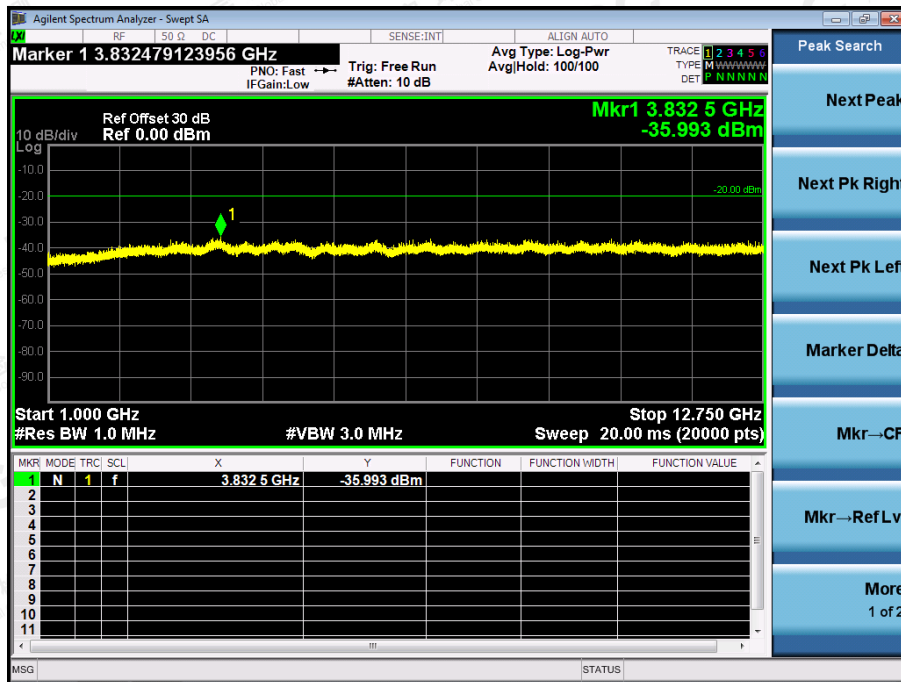


Conducted Spurious Emission (worst) @161.610 MHz With 12.5 KHz Channel Separation-5W
30MHz-1GHz

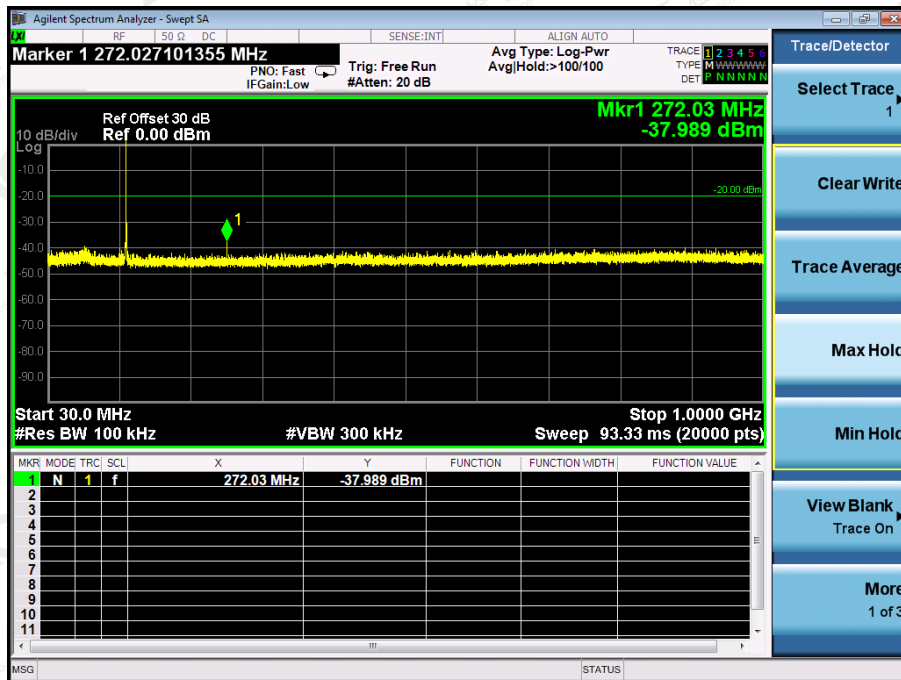


The results shown in this test report refer only to the sample(s) tested unless otherwise stated and the sample(s) are retained for 30 days only. The document is issued by AGC, this document cannot be reproduced except in full with our prior written permission. The more details and the authenticity of the report will be confirmed at <http://www.agc-cert.com>.

Conduct Spurious Emission (worst) @ 161.610MHz With 12.5 KHz Channel Separation-5W
1GHz-12.75GHz

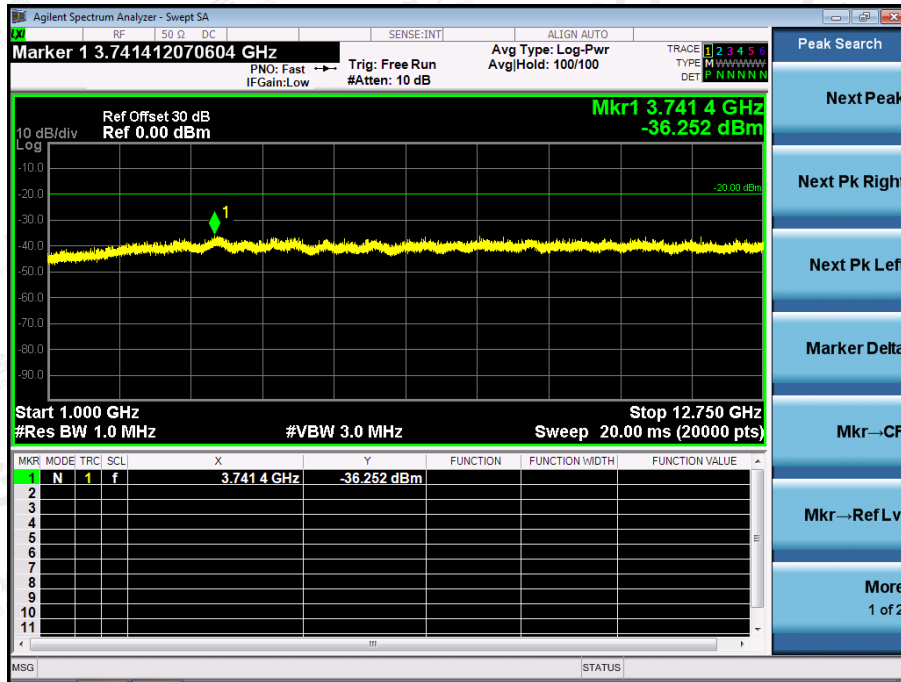


Conducted Spurious Emission (worst) @136.025MHz With 12.5 KHz Channel Separation-2.5W
30MHz-1GHz

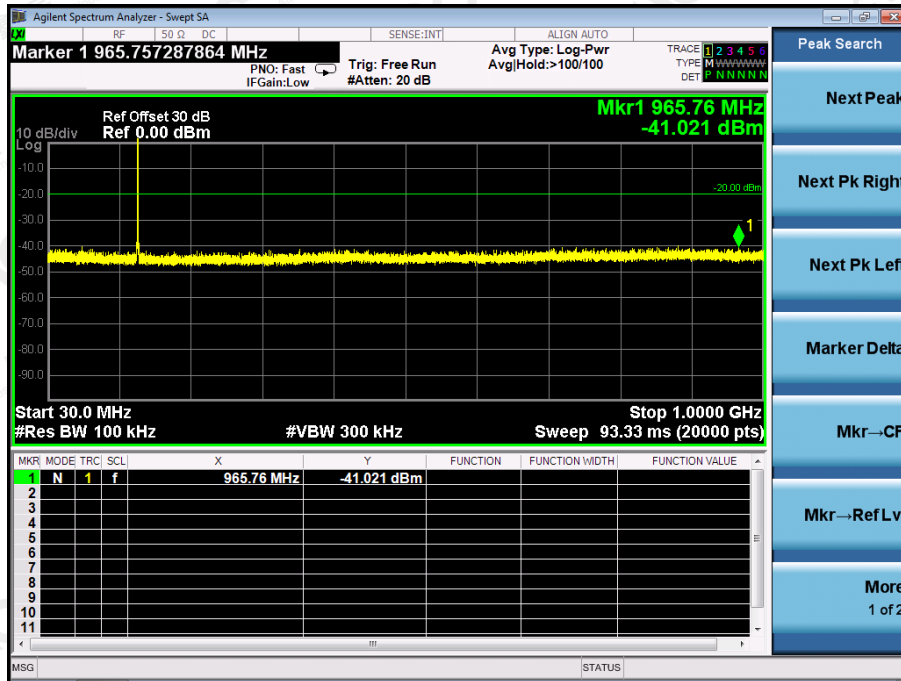


The results shown in this test report refer only to the sample(s) tested unless otherwise stated and the sample(s) are retained for 30 days only. The document is issued by AGC, this document cannot be reproduced except in full with our prior written permission. The more details and the authenticity of the report will be confirmed at <http://www.agc-cert.com>.

Conduct Spurious Emission (worst) @ 136.025MHz With 12.5 KHz Channel Separation-2.5W
1GHz-12.75GHz

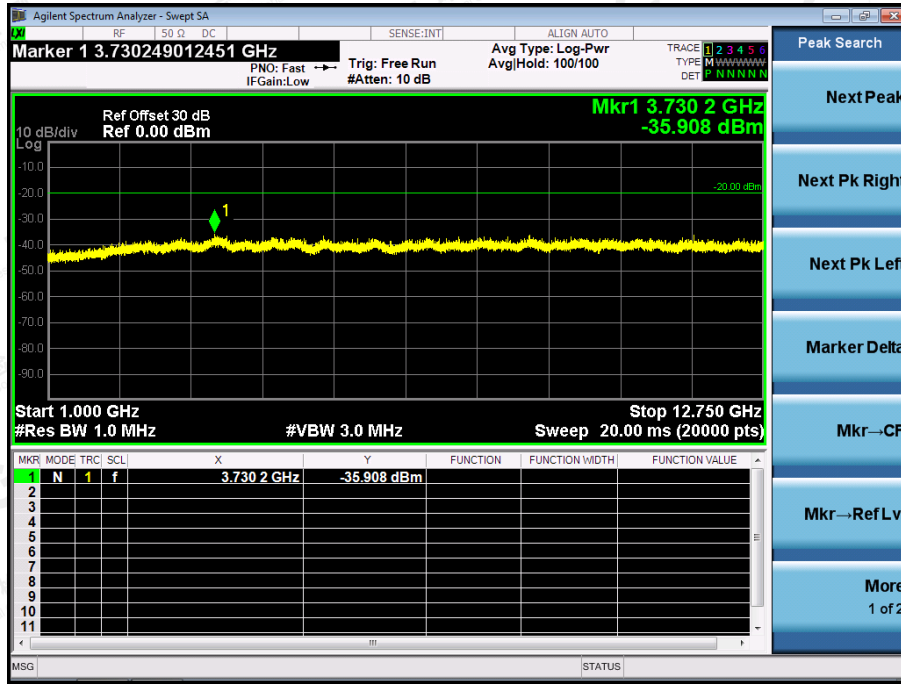


Conducted Spurious Emission (worst) @151.850 MHz With 12.5 KHz Channel Separation-2.5W
30MHz-1GHz

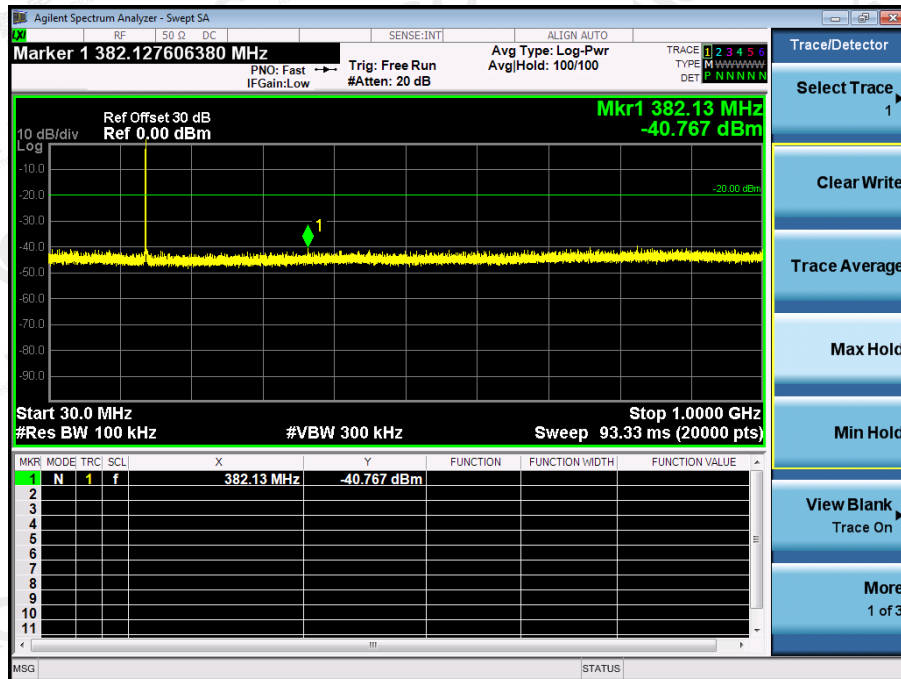


The results shown in this test report refer only to the sample(s) tested unless otherwise stated and the sample(s) are retained for 30 days only. The document is issued by AGC, this document cannot be reproduced except in full with our prior written permission. The more details and the authenticity of the report will be confirmed at <http://www.agc-cert.com>.

Conduct Spurious Emission (worst) @ 151.850MHz With 12.5 KHz Channel Separation-2.5W
1GHz-12.75GHz

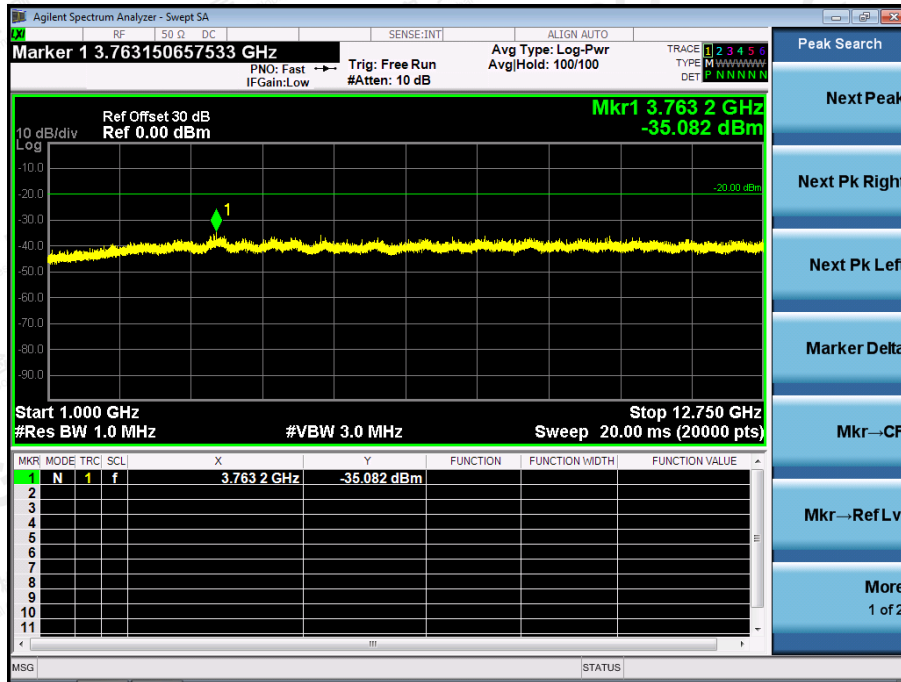


Conducted Spurious Emission (worst) @161.610 MHz With 12.5 KHz Channel Separation-2.5W
30MHz-1GHz

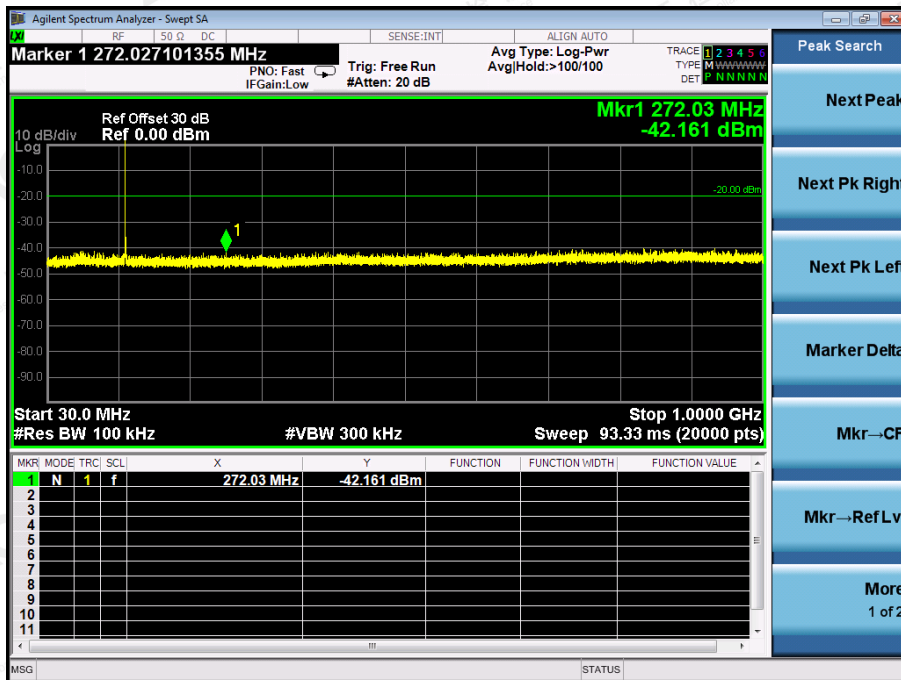


The results shown in this test report refer only to the sample(s) tested unless otherwise stated and the sample(s) are retained for 30 days only. The document is issued by AGC, this document cannot be reproduced except in full with our prior written permission. The more details and the authenticity of the report will be confirmed at <http://www.agc-cert.com>.

Conduct Spurious Emission (worst) @ 161.610MHz With 12.5 KHz Channel Separation-2.5W
1GHz-12.75GHz

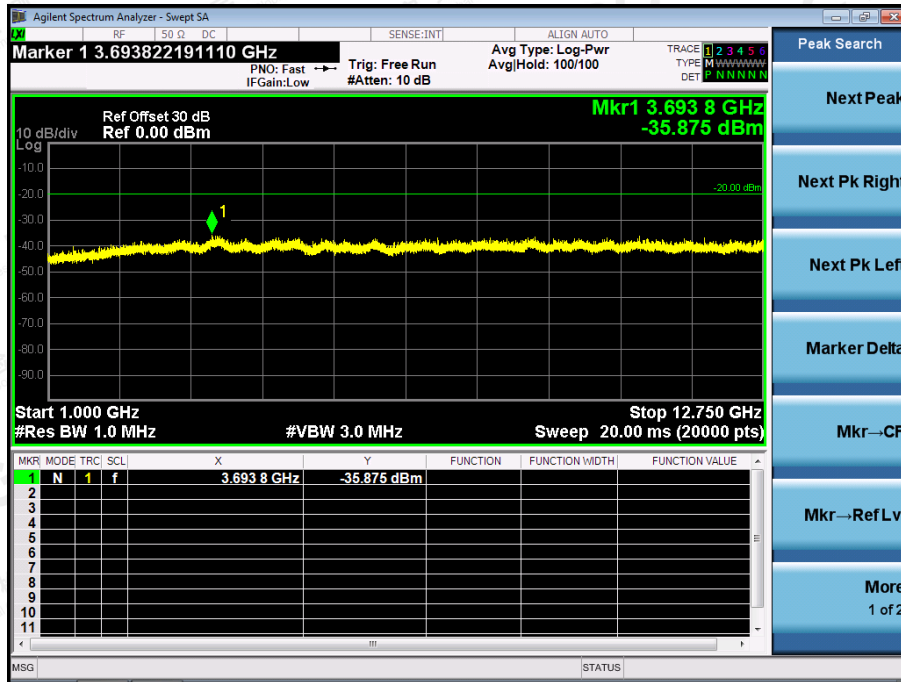


Conducted Spurious Emission (worst) @136.025MHz With 12.5 KHz Channel Separation-1W
30MHz-1GHz

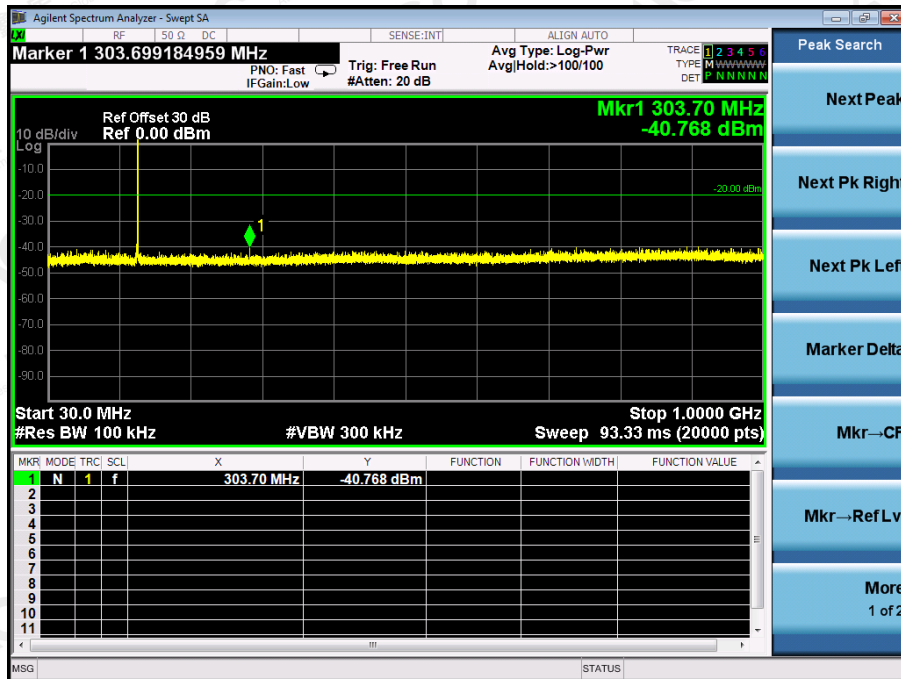


The results shown in this test report refer only to the sample(s) tested unless otherwise stated and the sample(s) are retained for 30 days only. The document is issued by AGC, this document cannot be reproduced except in full with our prior written permission. The more details and the authenticity of the report will be confirmed at <http://www.agc-cert.com>.

Conduct Spurious Emission (worst) @ 136.025MHz With 12.5 KHz Channel Separation-1W
1GHz-12.75GHz

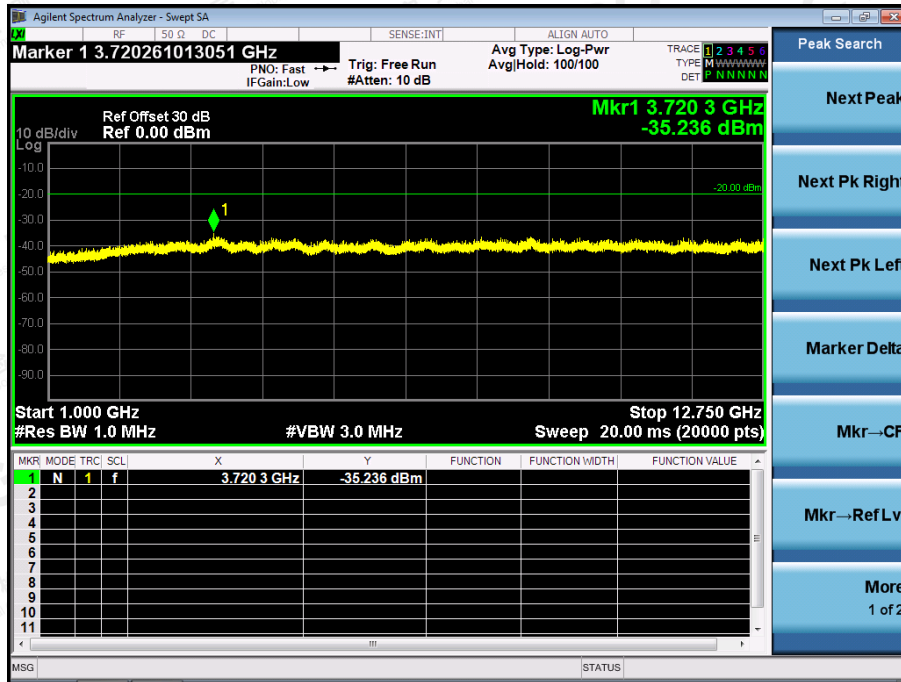


Conducted Spurious Emission (worst) @151.850 MHz With 12.5 KHz Channel Separation-1W
30MHz-1GHz

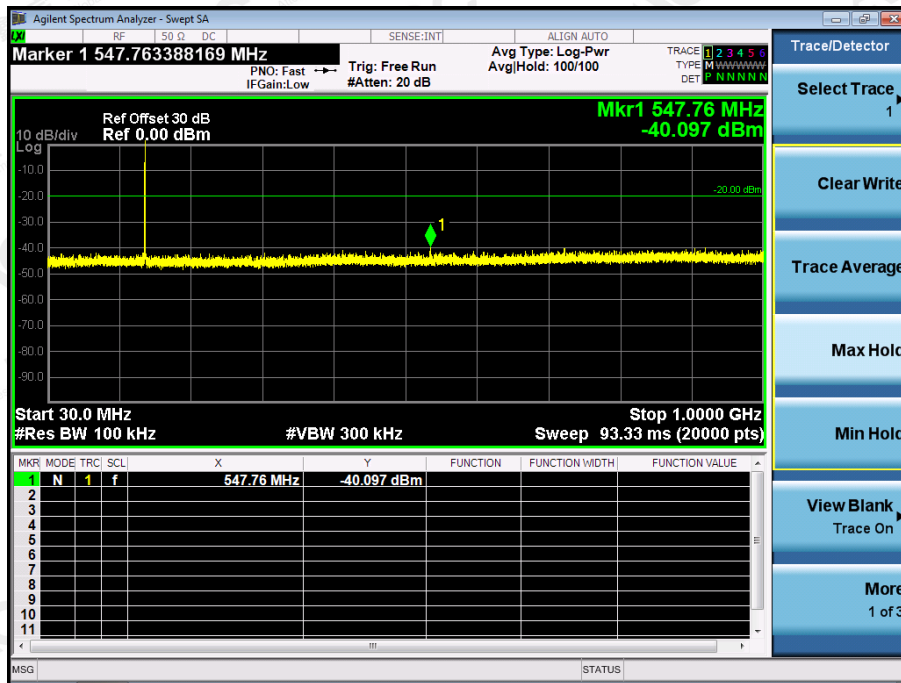


The results shown in this test report refer only to the sample(s) tested unless otherwise stated and the sample(s) are retained for 30 days only. The document is issued by AGC, this document cannot be reproduced except in full with our prior written permission. The more details and the authenticity of the report will be confirmed at <http://www.agc-cert.com>.

Conduct Spurious Emission (worst) @ 151.850MHz With 12.5 KHz Channel Separation-1W
1GHz-12.75GHz

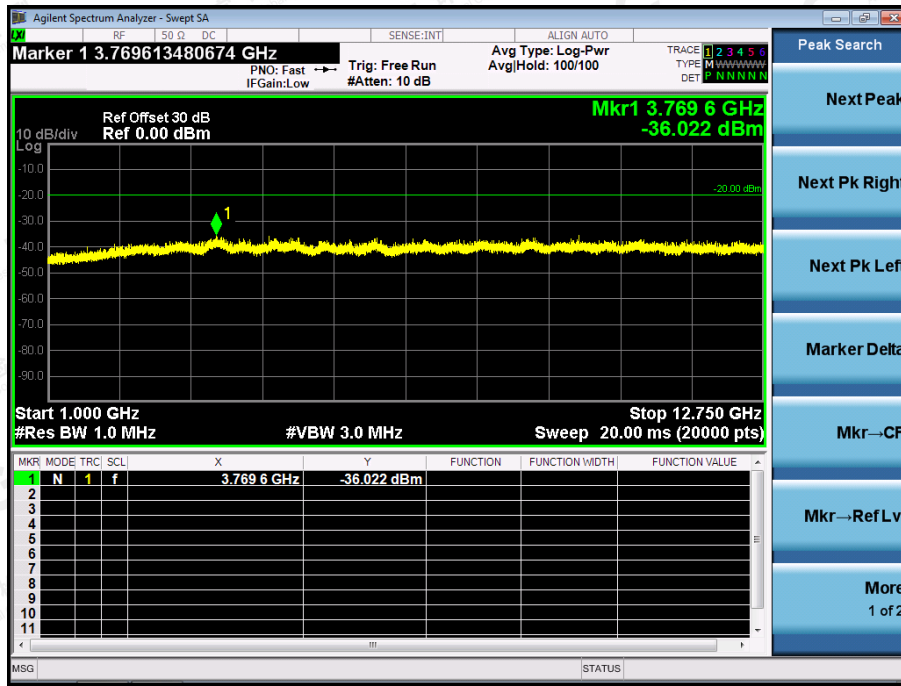


Conducted Spurious Emission (worst) @161.610 MHz With 12.5 KHz Channel Separation-1W
30MHz-1GHz

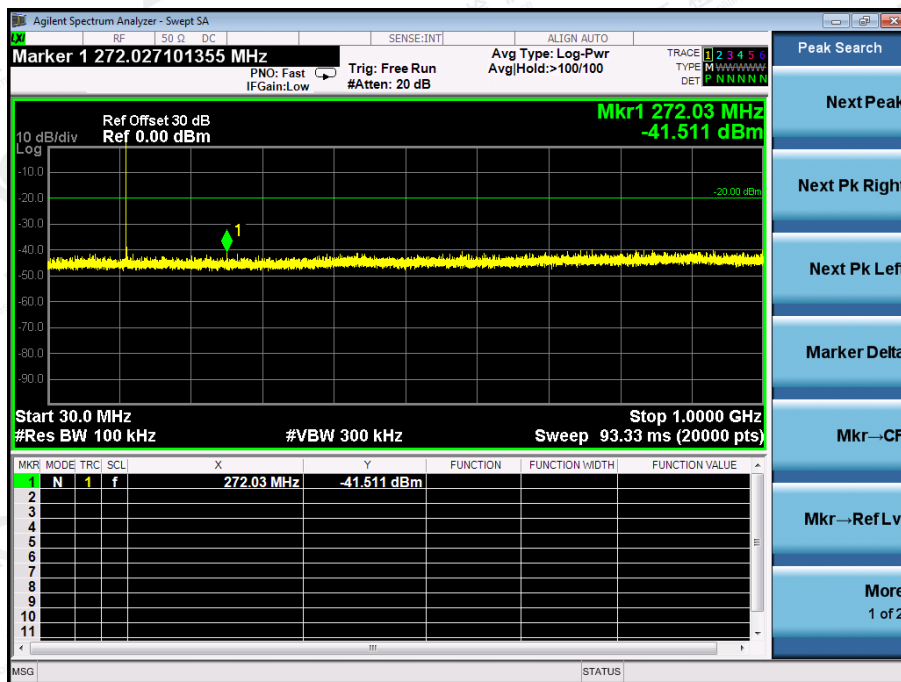


The results shown in this test report refer only to the sample(s) tested unless otherwise stated and the sample(s) are retained for 30 days only. The document is issued by AGC, this document cannot be reproduced except in full with our prior written permission. The more details and the authenticity of the report will be confirmed at <http://www.agc-cert.com>.

Conduct Spurious Emission (worst) @ 161.610 MHz With 12.5 KHz Channel Separation-1W
1GHz-12.75GHz

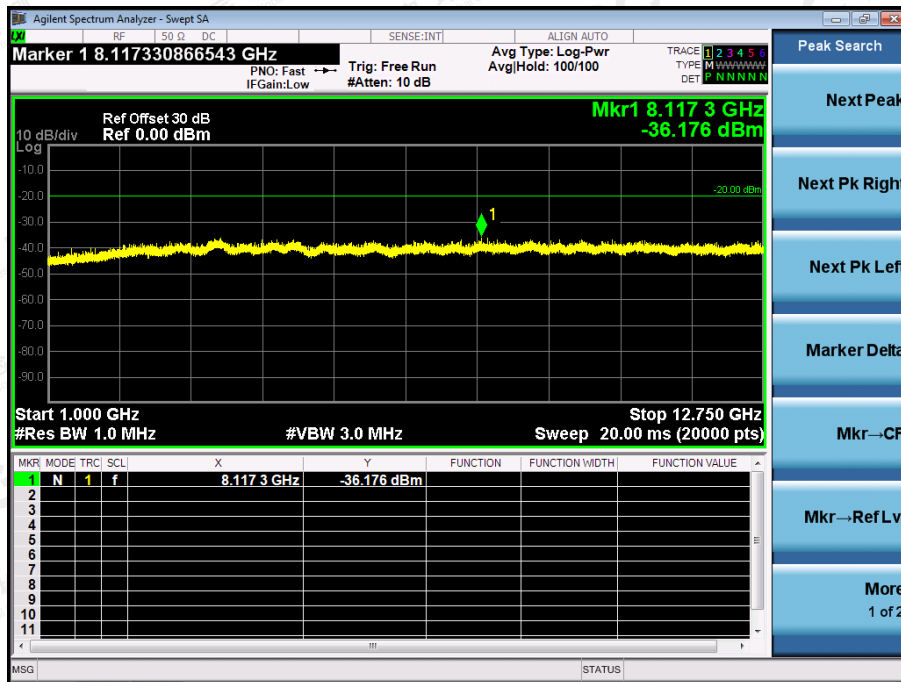


Conducted Spurious Emission (worst) @136.025MHz With 12.5 KHz Channel Separation-0.2W
30MHz-1GHz

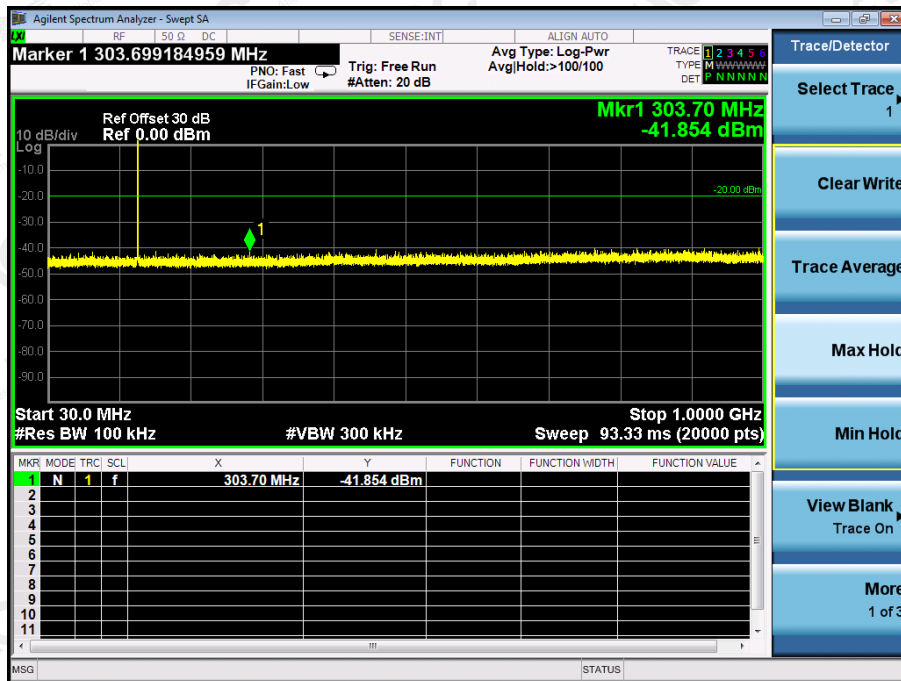


The results shown in this test report refer only to the sample(s) tested unless otherwise stated and the sample(s) are retained for 30 days only. The document is issued by AGC, this document cannot be reproduced except in full with our prior written permission. The more details and the authenticity of the report will be confirmed at <http://www.agc-cert.com>.

Conduct Spurious Emission (worst) @ 136.025 MHz With 12.5 KHz Channel Separation-0.2W
1GHz-12.75GHz

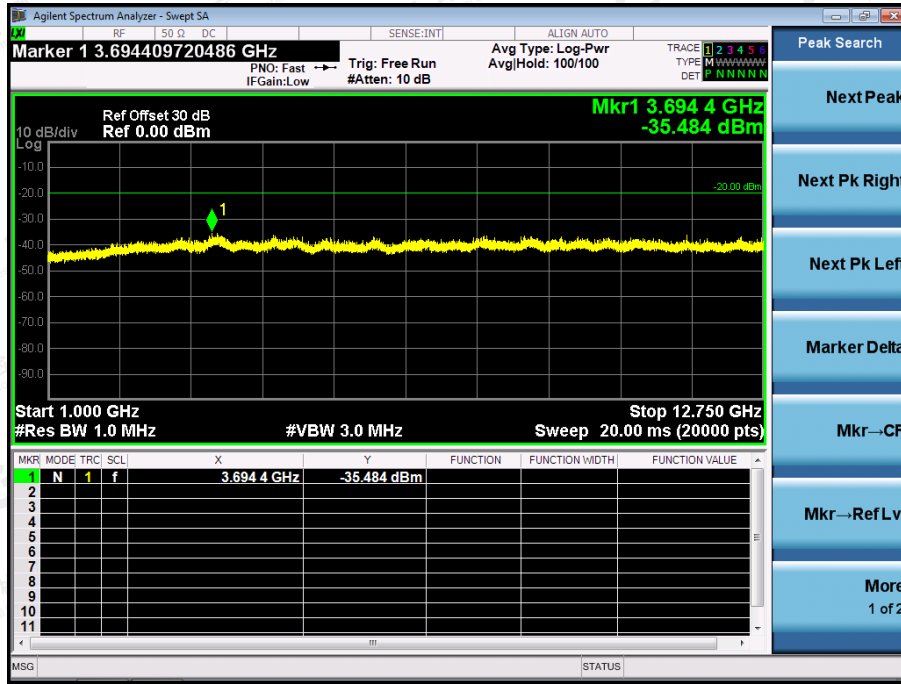


Conducted Spurious Emission (worst) @151.850 MHz With 12.5 KHz Channel Separation-0.2W
30MHz-1GHz

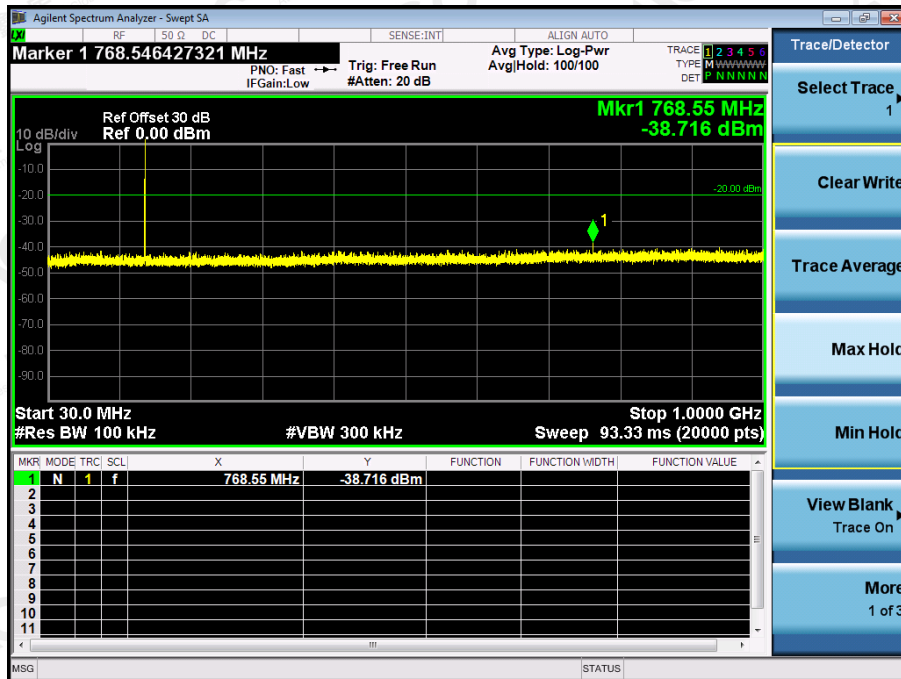


The results shown in this test report refer only to the sample(s) tested unless otherwise stated and the sample(s) are retained for 30 days only. The document is issued by AGC, this document cannot be reproduced except in full with our prior written permission. The more details and the authenticity of the report will be confirmed at <http://www.agc-cert.com>.

Conduct Spurious Emission (worst) @ 151.850 MHz With 12.5 KHz Channel Separation-0.2W
1GHz-12.75GHz

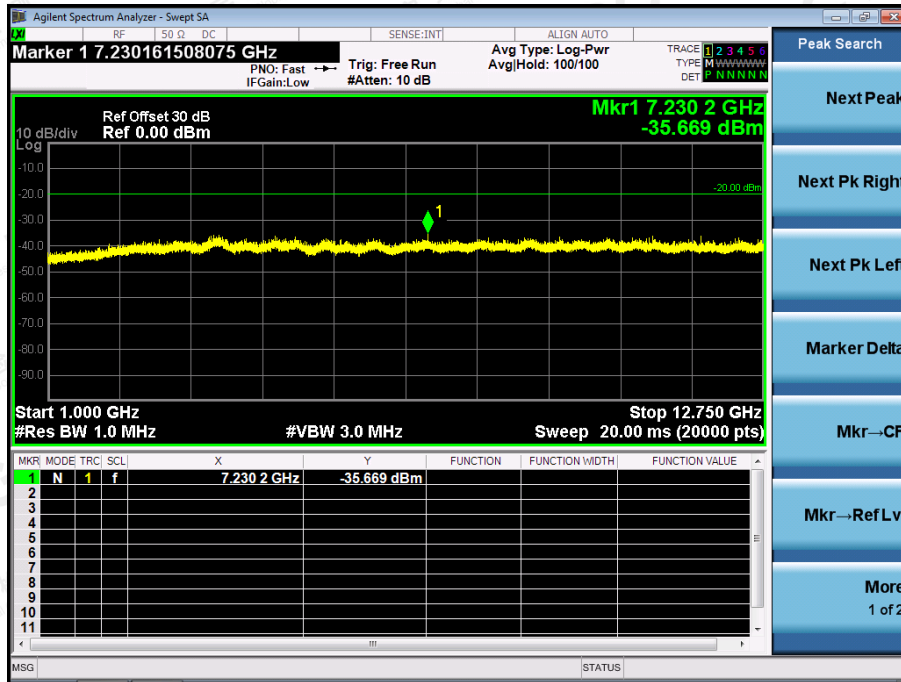


Conducted Spurious Emission (worst) @161.610 MHz With 12.5 KHz Channel Separation-0.2W
30MHz-1GHz



The results shown in this test report refer only to the sample(s) tested unless otherwise stated and the sample(s) are retained for 30 days only. The document is issued by AGC, this document cannot be reproduced except in full with our prior written permission. The more details and the authenticity of the report will be confirmed at <http://www.agc-cert.com>.

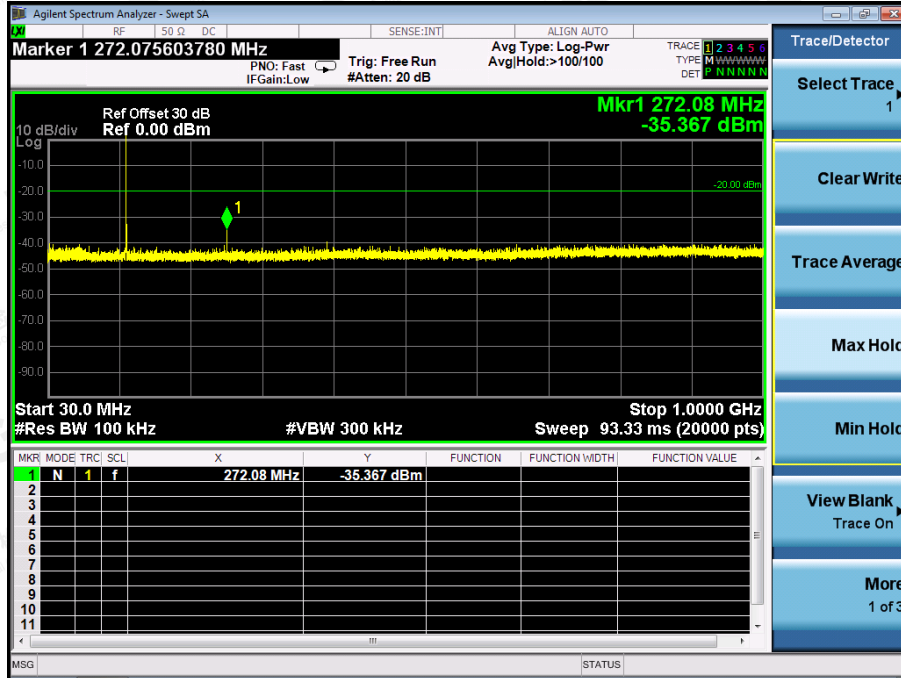
Conduct Spurious Emission (worst) @ 161.610 MHz With 12.5 KHz Channel Separation-0.2W
1GHz-12.75GHz



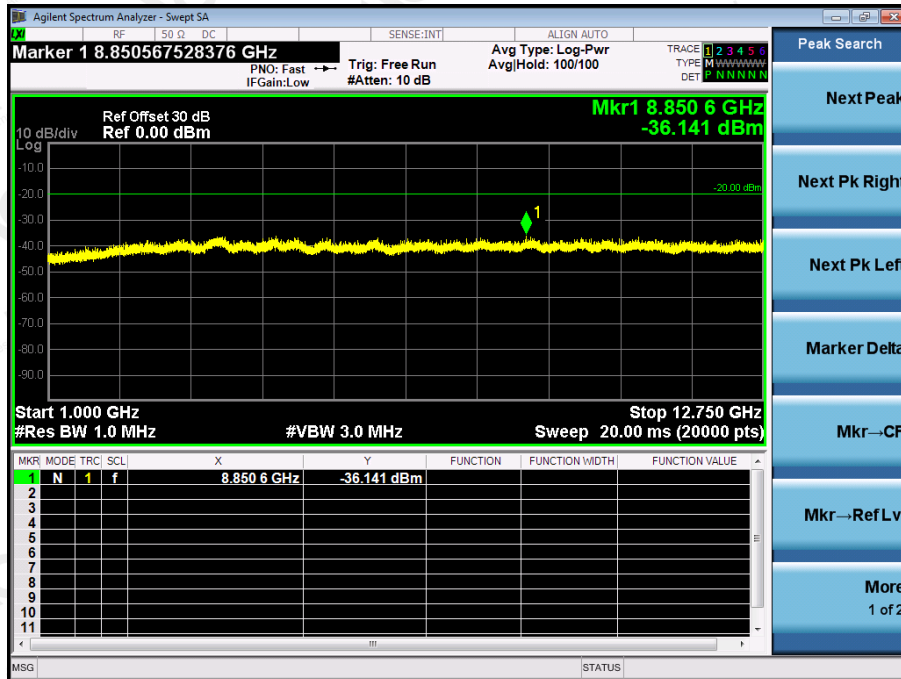
The results shown in this test report refer only to the sample(s) tested unless otherwise stated and the sample(s) are retained for 30 days only. The document is issued by AGC, this document cannot be reproduced except in full with our prior written permission. The more details and the authenticity of the report will be confirmed at <http://www.agc-cert.com>.

Digital:

Conducted Spurious Emission (worst) @136.025MHz With 12.5 KHz Channel Separation-5W
30MHz-1GHz

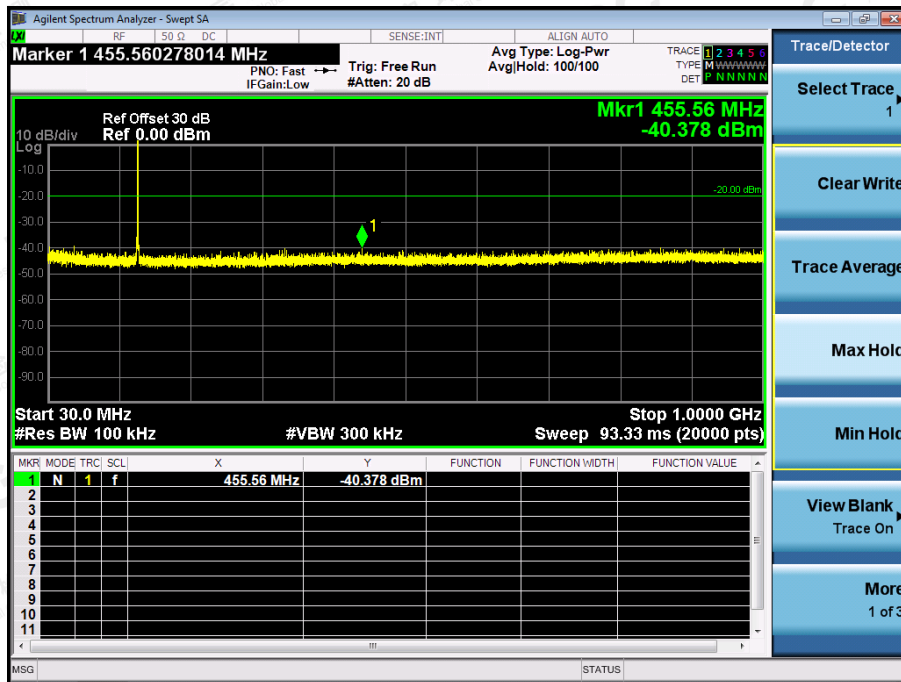


Conduct Spurious Emission (worst) @ 136.025MHz With 12.5 KHz Channel Separation-5W
1GHz-12.75GHz

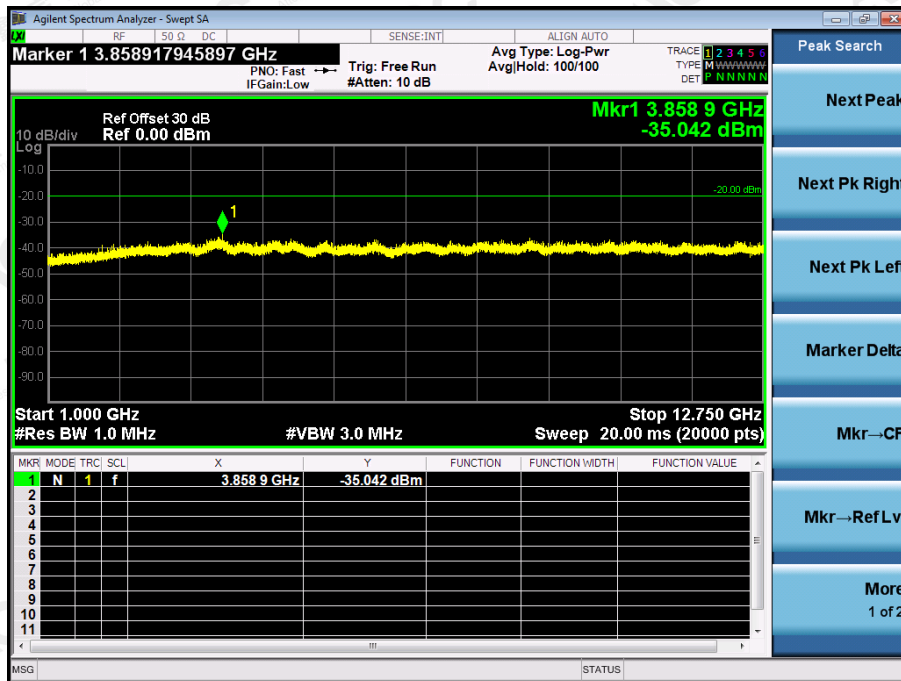


The results shown in this test report refer only to the sample(s) tested unless otherwise stated and the sample(s) are retained for 30 days only. The document is issued by AGC, this document cannot be reproduced except in full with our prior written permission. The more details and the authenticity of the report will be confirmed at <http://www.agc-cert.com>.

Conducted Spurious Emission (worst) @151.850 MHz With 12.5 KHz Channel Separation-5W
30MHz-1GHz

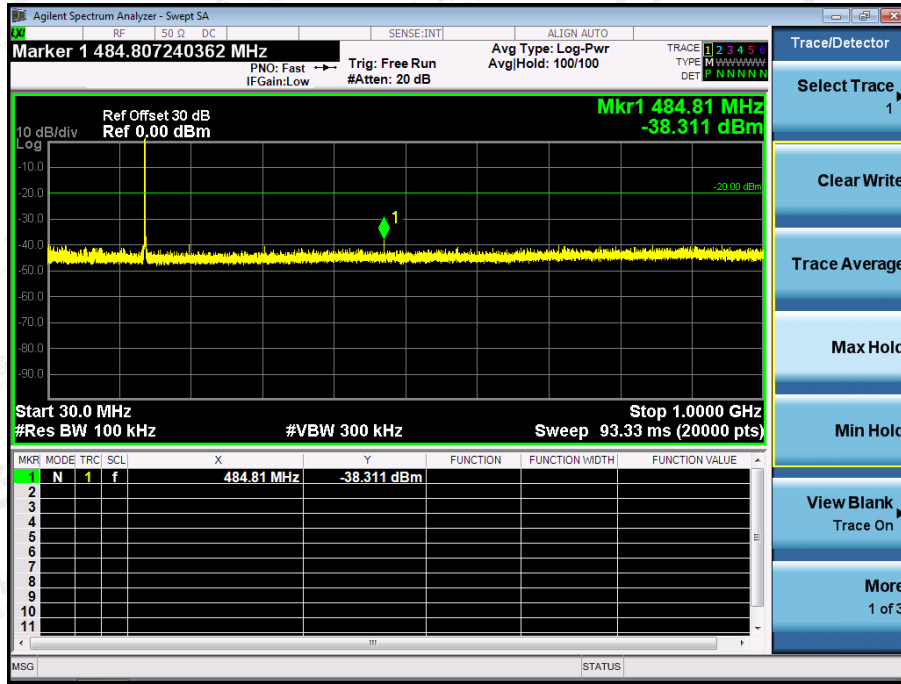


Conduct Spurious Emission (worst) @ 151.850MHz With 12.5 KHz Channel Separation-5W
1GHz-12.75GHz

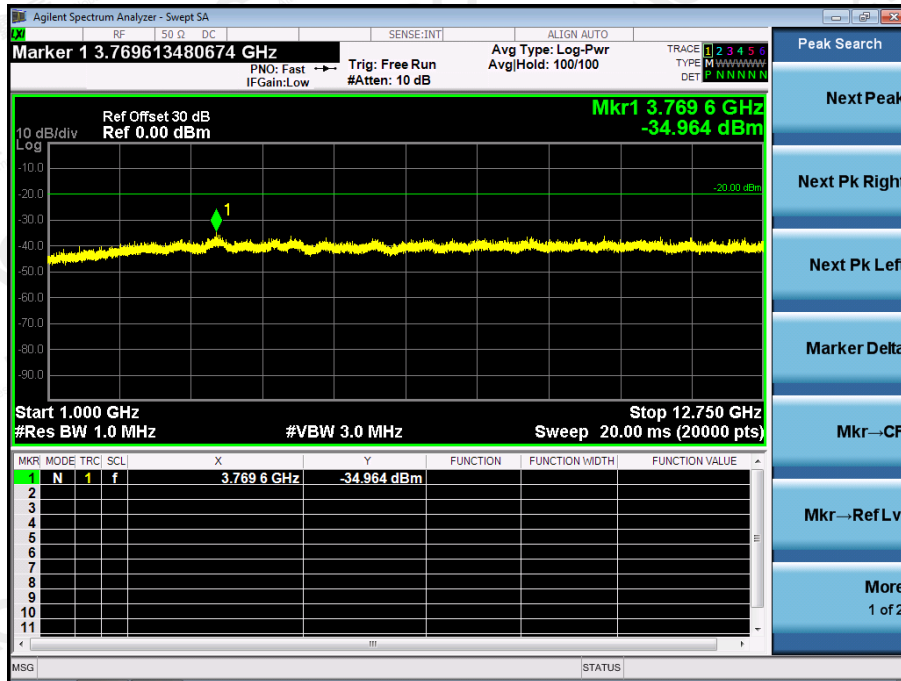


The results shown in this test report refer only to the sample(s) tested unless otherwise stated and the sample(s) are retained for 30 days only. The document is issued by AGC, this document cannot be reproduced except in full with our prior written permission. The more details and the authenticity of the report will be confirmed at <http://www.agc-cert.com>.

Conducted Spurious Emission (worst) @173.975 MHz With 12.5 KHz Channel Separation-5W
30MHz-1GHz

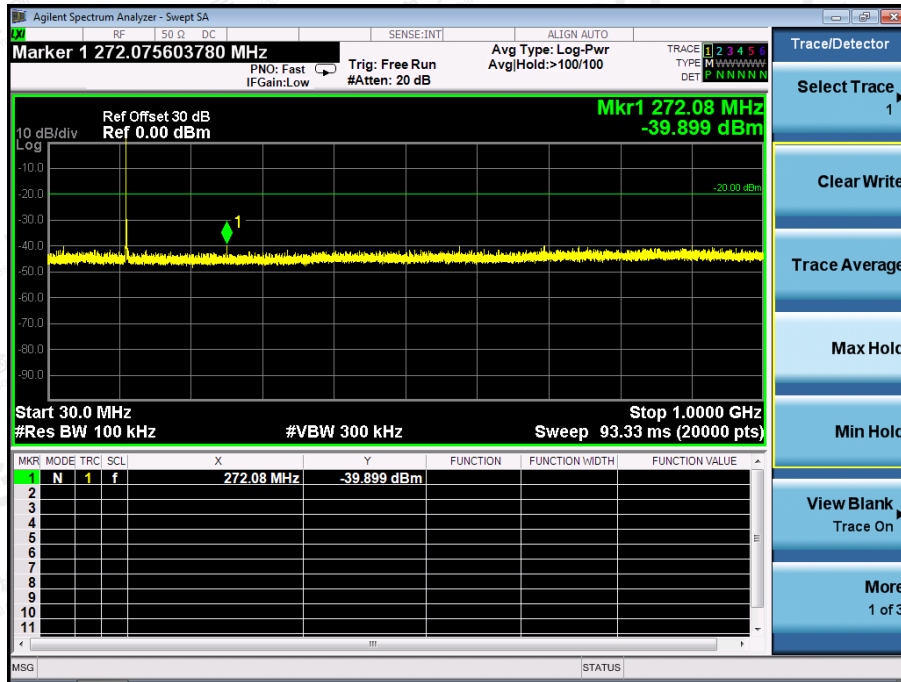


Conduct Spurious Emission (worst) @ 173.975MHz With 12.5 KHz Channel Separation-5W
1GHz-12.75GHz

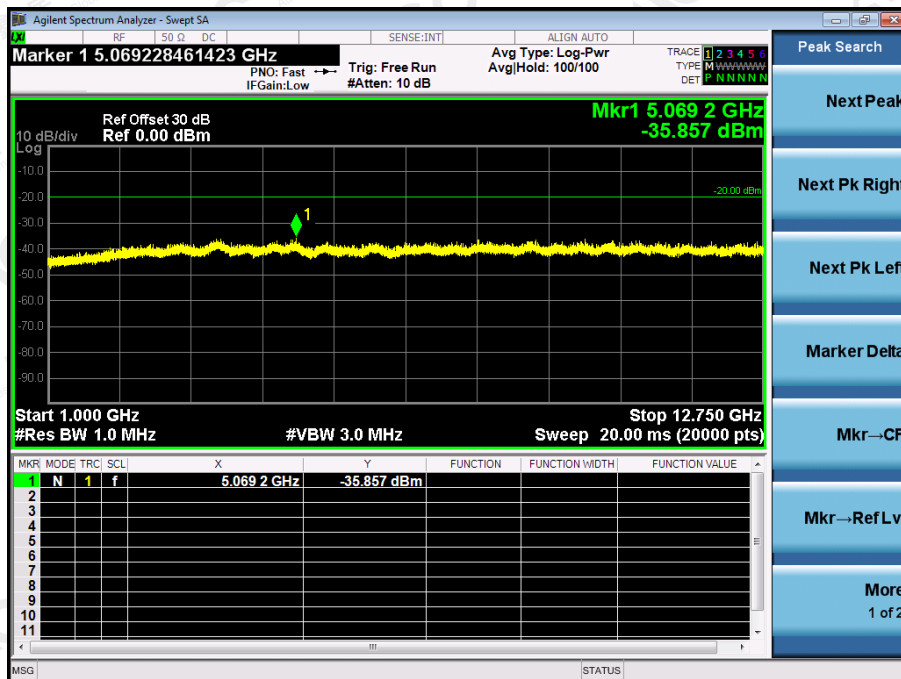


The results shown in this test report refer only to the sample(s) tested unless otherwise stated and the sample(s) are retained for 30 days only. The document is issued by AGC, this document cannot be reproduced except in full with our prior written permission. The more details and the authenticity of the report will be confirmed at <http://www.agc-cert.com>.

Conducted Spurious Emission (worst) @136.025MHz With 12.5 KHz Channel Separation-2.5W
30MHz-1GHz

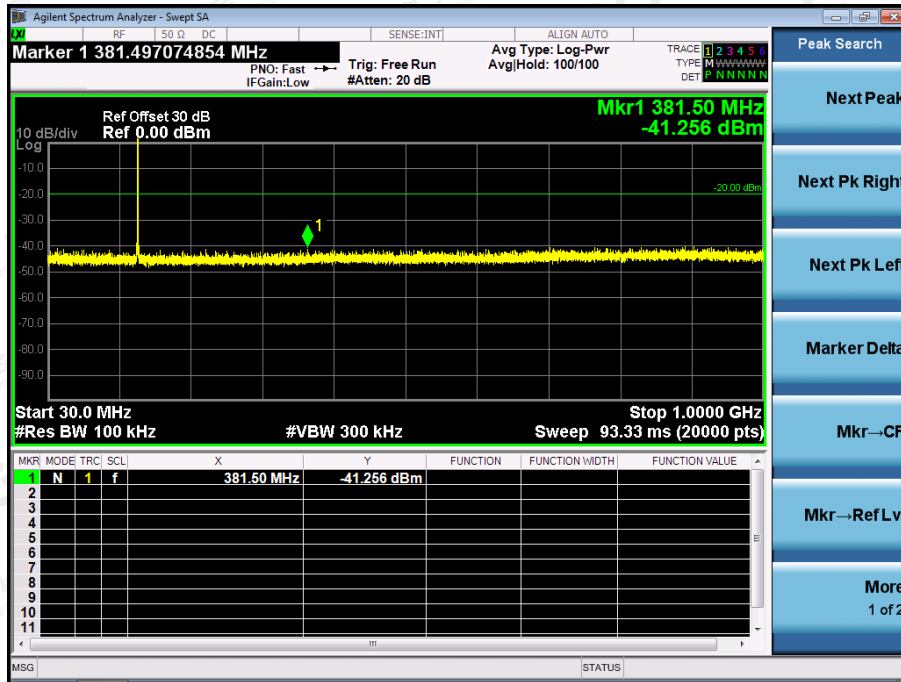


Conduct Spurious Emission (worst) @ 136.025MHz With 12.5 KHz Channel Separation-2.5W
1GHz-12.75GHz

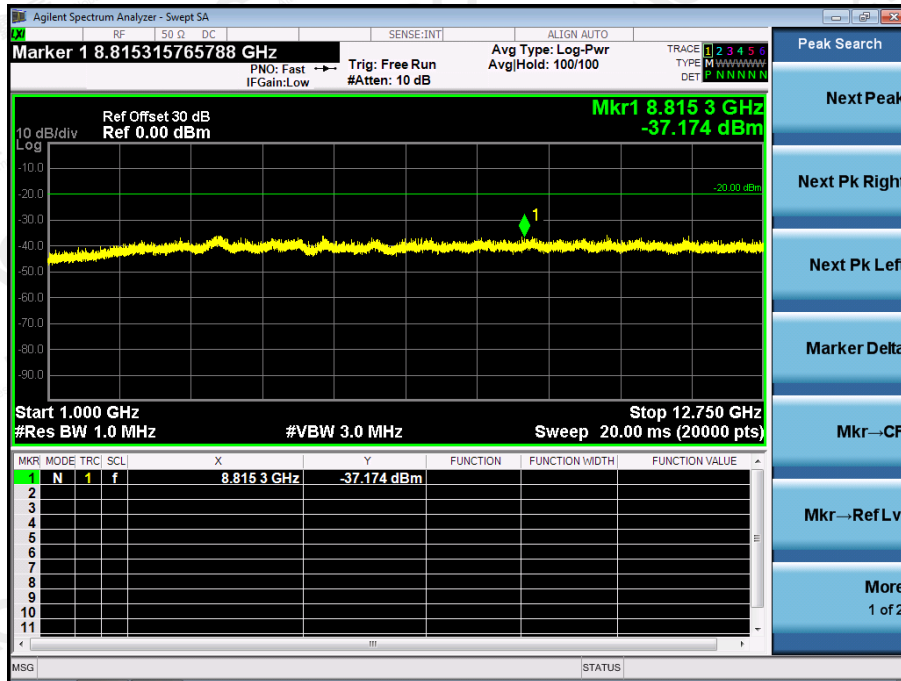


The results shown in this test report refer only to the sample(s) tested unless otherwise stated and the sample(s) are retained for 30 days only. The document is issued by AGC, this document cannot be reproduced except in full with our prior written permission. The more details and the authenticity of the report will be confirmed at <http://www.agc-cert.com>.

**Conducted Spurious Emission (worst) @151.850 MHz With 12.5 KHz Channel Separation-2.5W
30MHz-1GHz**

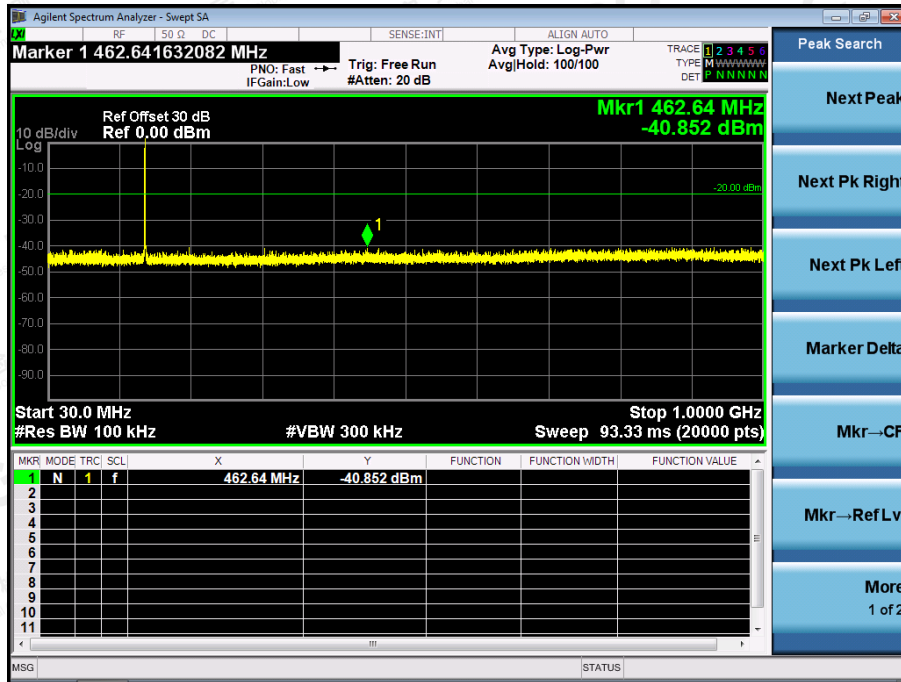


**Conduct Spurious Emission (worst) @ 151.850MHz With 12.5 KHz Channel Separation-2.5W
1GHz-12.75GHz**

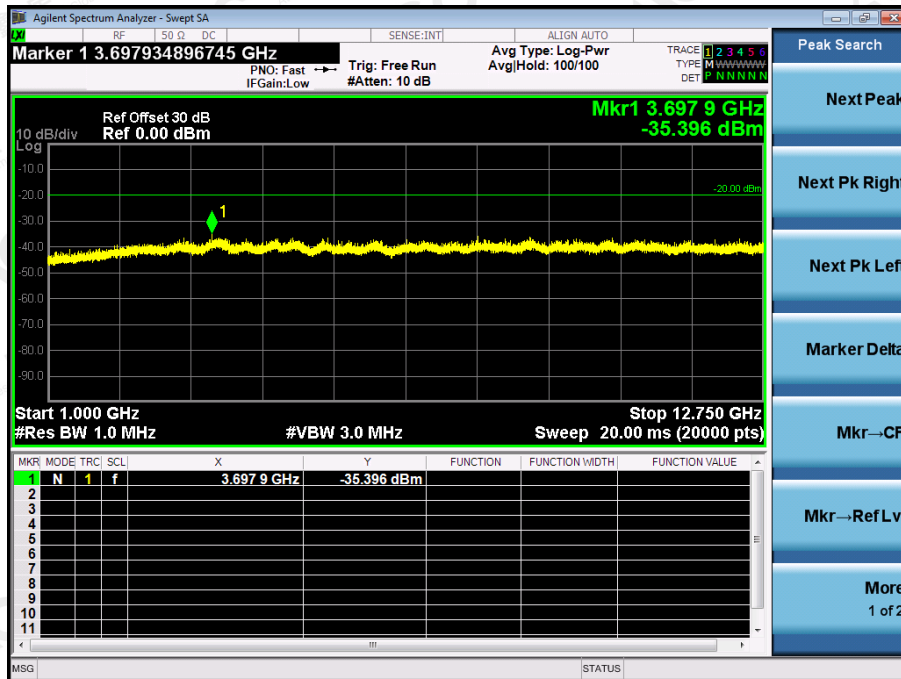


The results shown in this test report refer only to the sample(s) tested unless otherwise stated and the sample(s) are retained for 30 days only. The document is issued by AGC, this document cannot be reproduced except in full with our prior written permission. The more details and the authenticity of the report will be confirmed at <http://www.agc-cert.com>.

Conducted Spurious Emission (worst) @173.975 MHz With 12.5 KHz Channel Separation-2.5W
30MHz-1GHz

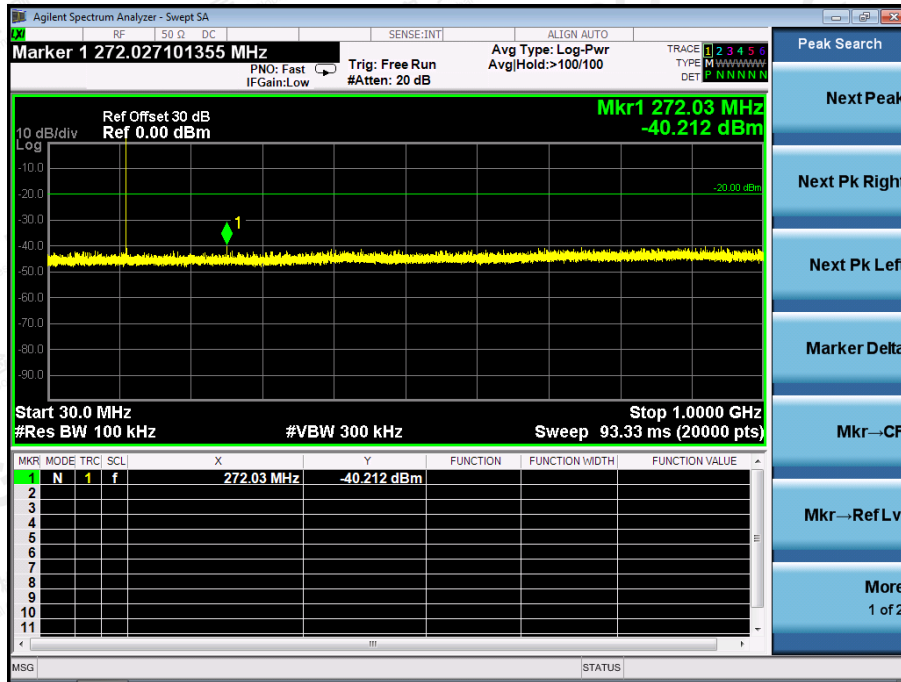


Conduct Spurious Emission (worst) @ 173.975MHz With 12.5 KHz Channel Separation-2.5W
1GHz-12.75GHz

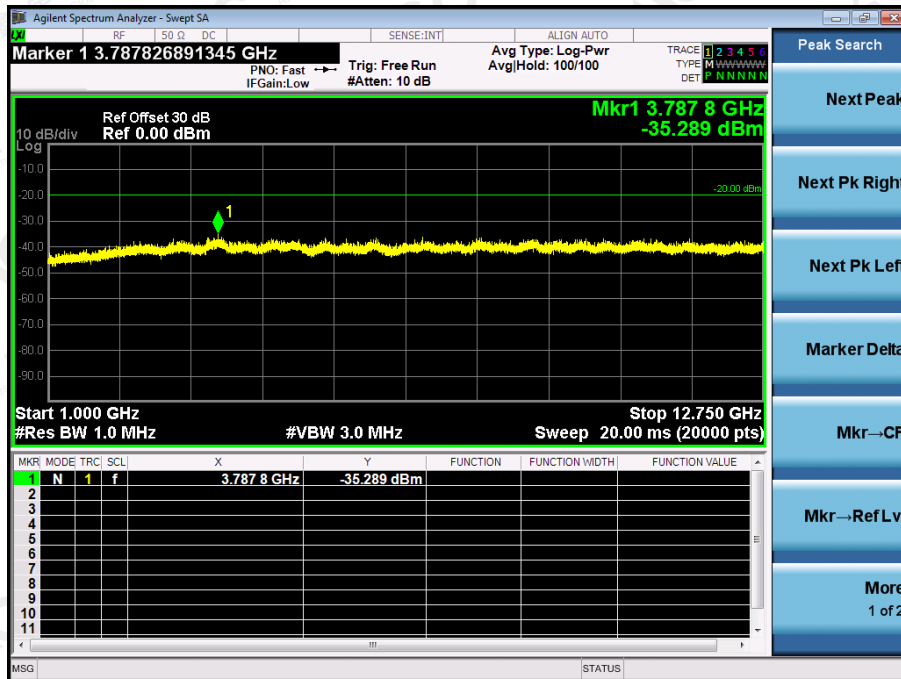


The results shown in this test report refer only to the sample(s) tested unless otherwise stated and the sample(s) are retained for 30 days only. The document is issued by AGC, this document cannot be reproduced except in full with our prior written permission. The more details and the authenticity of the report will be confirmed at <http://www.agc-cert.com>.

Conducted Spurious Emission (worst) @136.025MHz With 12.5 KHz Channel Separation-1W
30MHz-1GHz

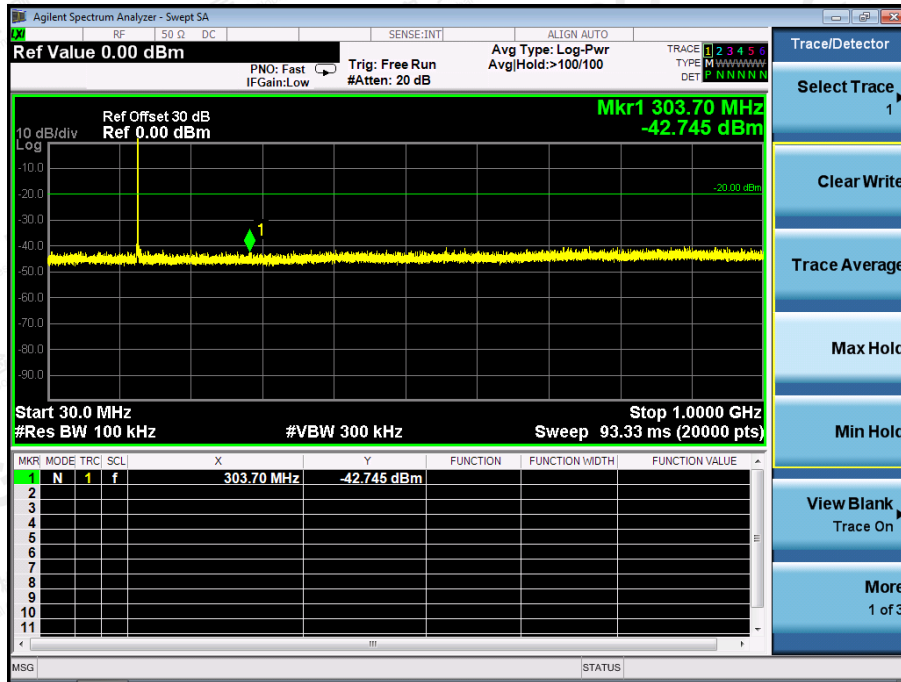


Conduct Spurious Emission (worst) @ 136.025MHz With 12.5 KHz Channel Separation-1W
1GHz-12.75GHz

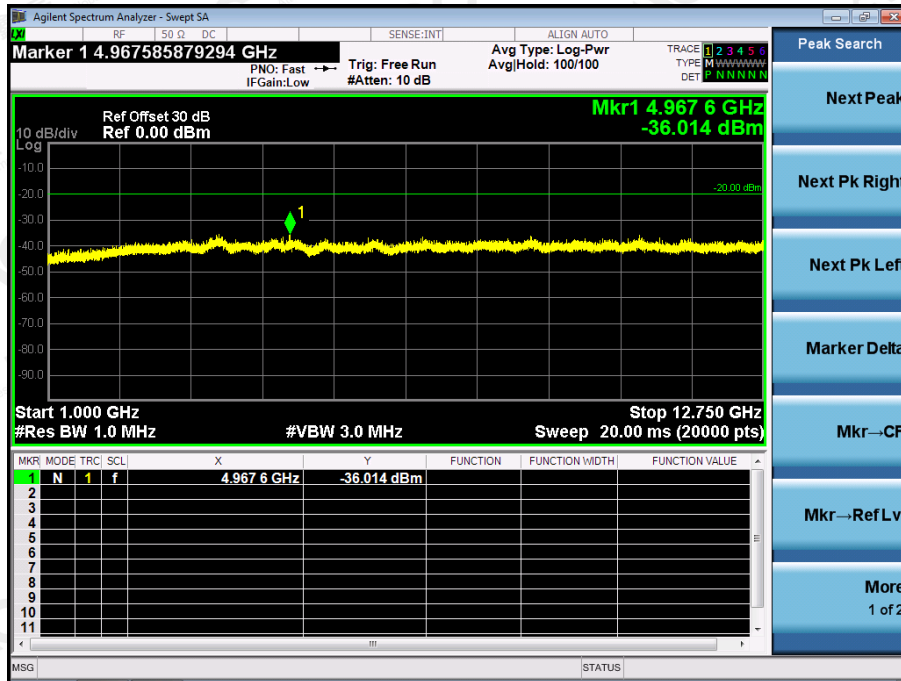


The results shown in this test report refer only to the sample(s) tested unless otherwise stated and the sample(s) are retained for 30 days only. The document is issued by AGC, this document cannot be reproduced except in full with our prior written permission. The more details and the authenticity of the report will be confirmed at <http://www.agc-cert.com>.

Conducted Spurious Emission (worst) @151.850 MHz With 12.5 KHz Channel Separation-1W
30MHz-1GHz

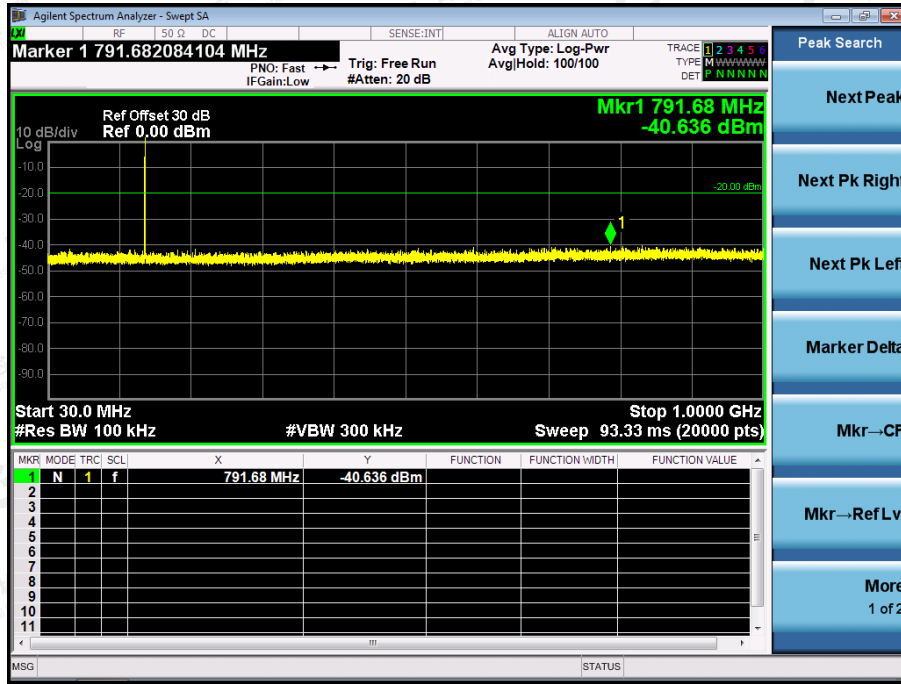


Conduct Spurious Emission (worst) @ 151.850MHz With 12.5 KHz Channel Separation-1W
1GHz-12.75GHz

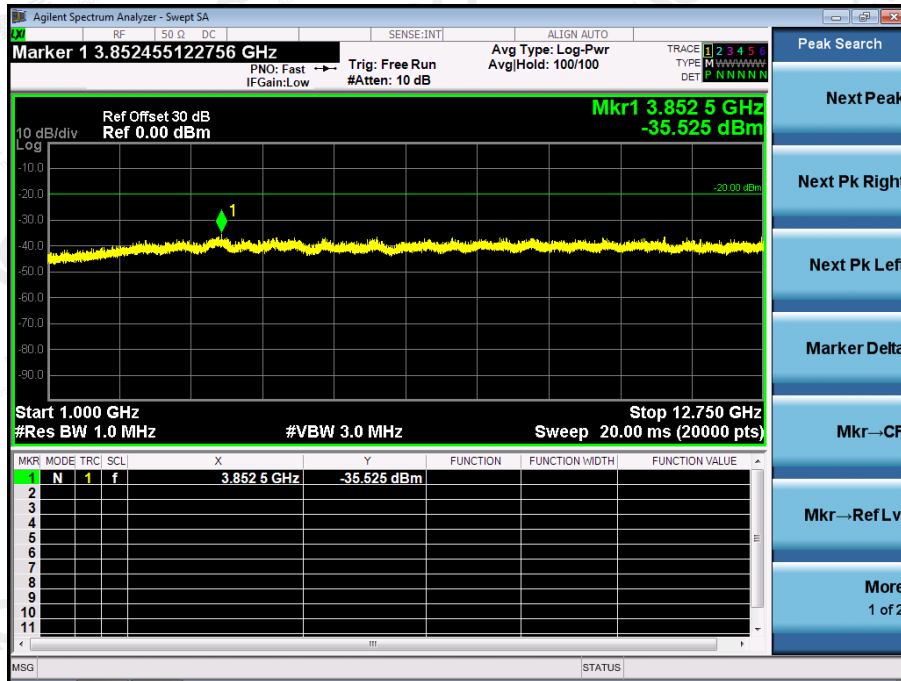


The results shown in this test report refer only to the sample(s) tested unless otherwise stated and the sample(s) are retained for 30 days only. The document is issued by AGC, this document cannot be reproduced except in full with our prior written permission. The more details and the authenticity of the report will be confirmed at <http://www.agc-cert.com>.

Conducted Spurious Emission (worst) @173.975 MHz With 12.5 KHz Channel Separation-1W
30MHz-1GHz

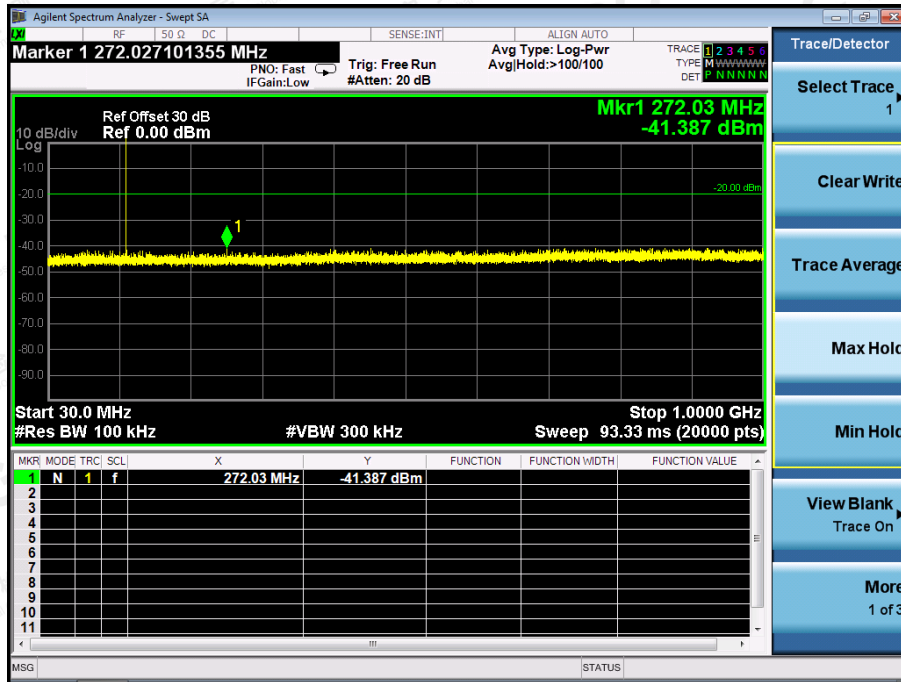


Conduct Spurious Emission (worst) @ 173.975MHz With 12.5 KHz Channel Separation-1W
1GHz-12.75GHz

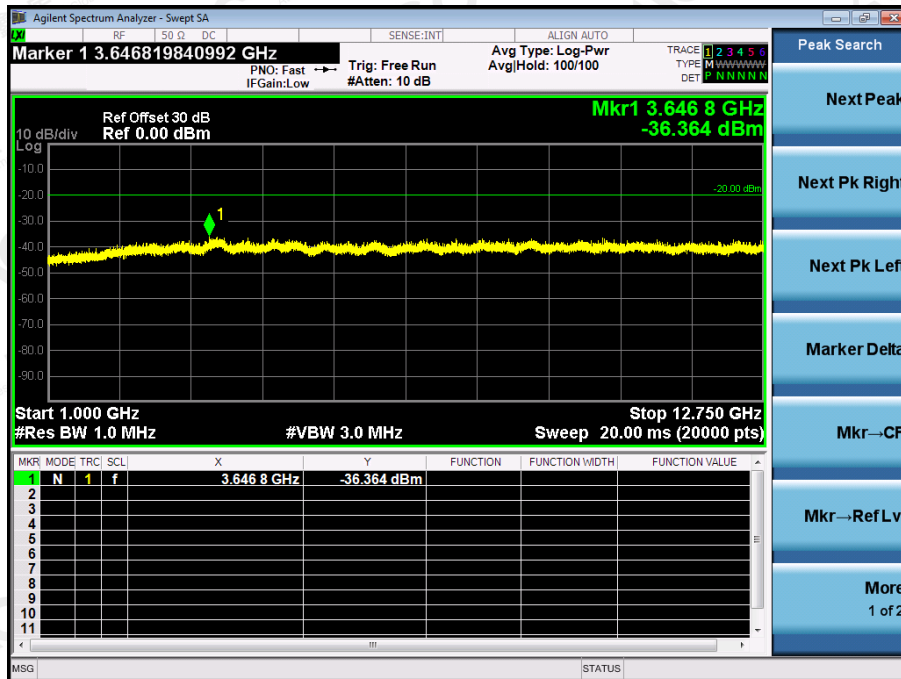


The results shown in this test report refer only to the sample(s) tested unless otherwise stated and the sample(s) are retained for 30 days only. The document is issued by AGC, this document cannot be reproduced except in full with our prior written permission. The more details and the authenticity of the report will be confirmed at <http://www.agc-cert.com>.

Conducted Spurious Emission (worst) @136.025MHz With 12.5 KHz Channel Separation-0.2W
30MHz-1GHz

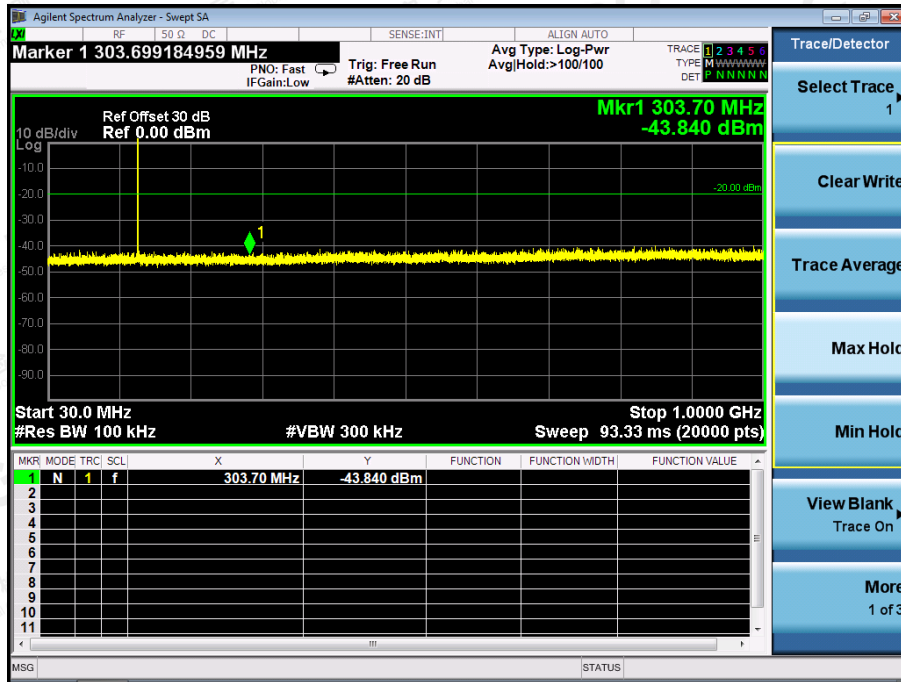


Conduct Spurious Emission (worst) @ 136.025MHz With 12.5 KHz Channel Separation-0.2W
1GHz-12.75GHz

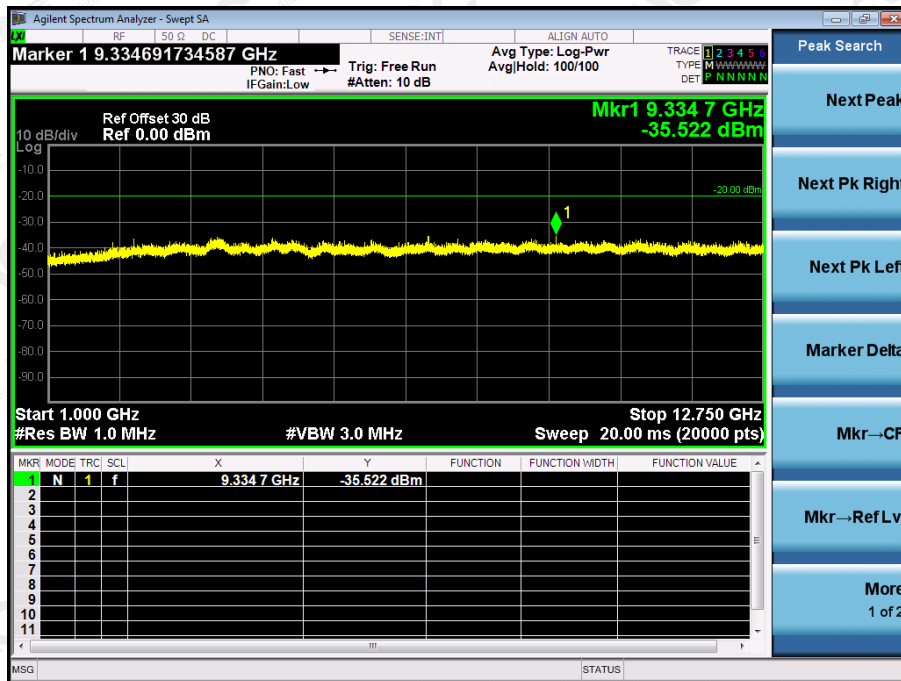


The results shown in this test report refer only to the sample(s) tested unless otherwise stated and the sample(s) are retained for 30 days only. The document is issued by AGC, this document cannot be reproduced except in full with our prior written permission. The more details and the authenticity of the report will be confirmed at <http://www.agc-cert.com>.

Conducted Spurious Emission (worst) @151.850 MHz With 12.5 KHz Channel Separation-0.2W
30MHz-1GHz

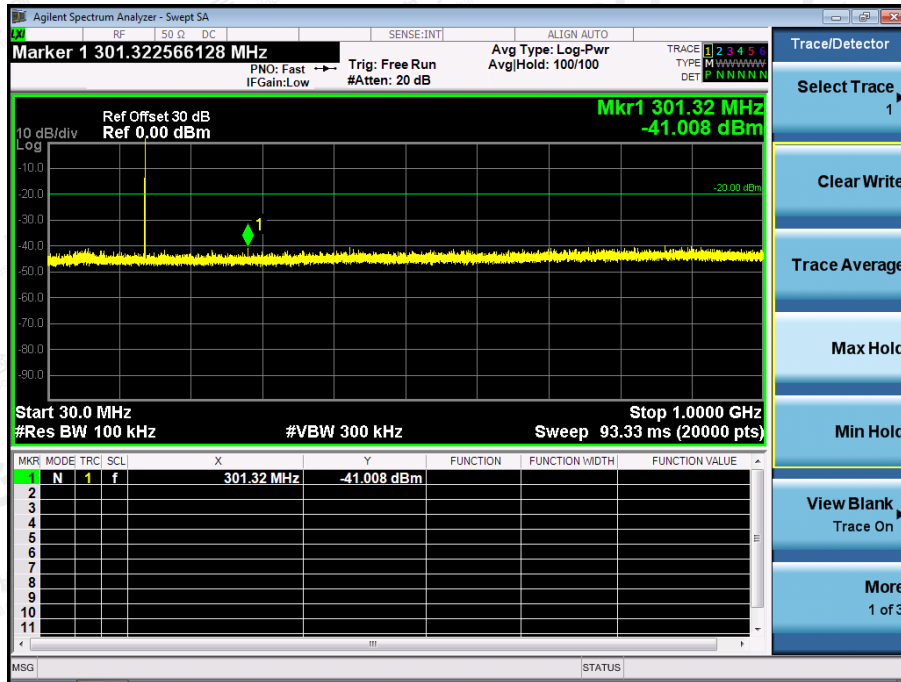


Conduct Spurious Emission (worst) @ 151.850MHz With 12.5 KHz Channel Separation-0.2W
1GHz-12.75GHz

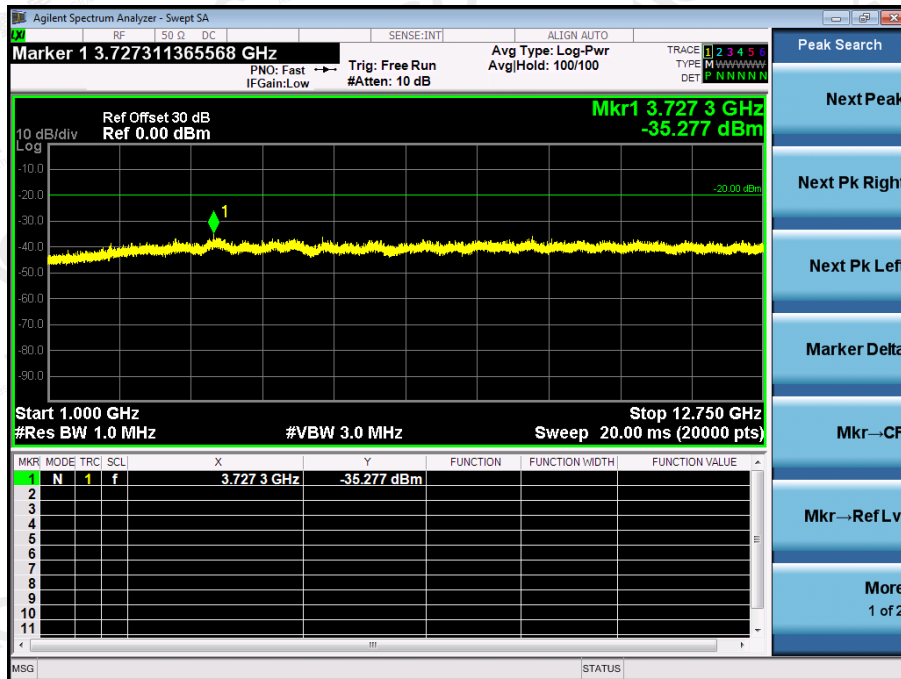


The results shown in this test report refer only to the sample(s) tested unless otherwise stated and the sample(s) are retained for 30 days only. The document is issued by AGC, this document cannot be reproduced except in full with our prior written permission. The more details and the authenticity of the report will be confirmed at <http://www.agc-cert.com>.

**Conducted Spurious Emission (worst) @173.975 MHz With 12.5 KHz Channel Separation-0.2W
30MHz-1GHz**



**Conduct Spurious Emission (worst) @ 173.975MHz With 12.5 KHz Channel Separation-0.2W
1GHz-12.75GHz**



Note: only result the worst case in this part.

The results shown in this test report refer only to the sample(s) tested unless otherwise stated and the sample(s) are retained for 30 days only. The document is issued by AGC, this document cannot be reproduced except in full with our prior written permission. The more details and the authenticity of the report will be confirmed at <http://www.agc-cert.com>.