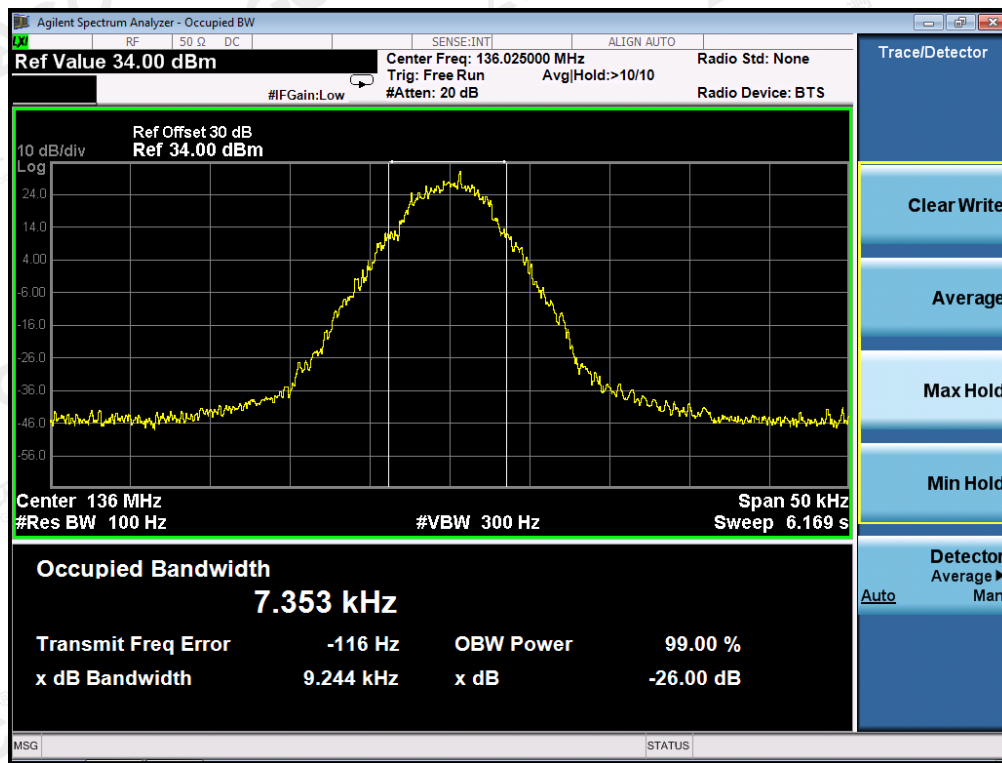


TEST RESULTS

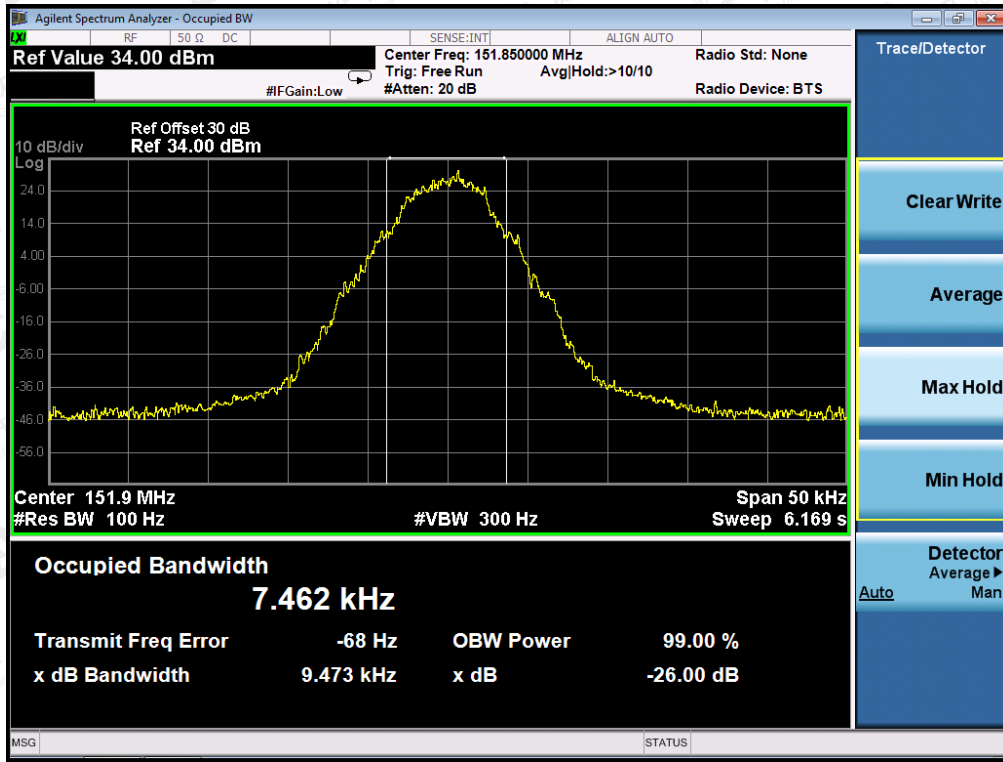
26 DB BANDWIDTH MEASUREMENT RESULT			
Operating Frequency	12.5 KHz Channel Separation		
	Test Data	Limits	Result
136.025MHz	9.244KHz	11.25 KHz	Pass
151.850MHz	9.473KHz	11.25 KHz	Pass
161.610MHz	9.310KHz	11.25 KHz	Pass
173.975MHz	9.336KHz	11.25 KHz	Pass

Occupied bandwidth of Bottom Channel (Maximum)-2.5W

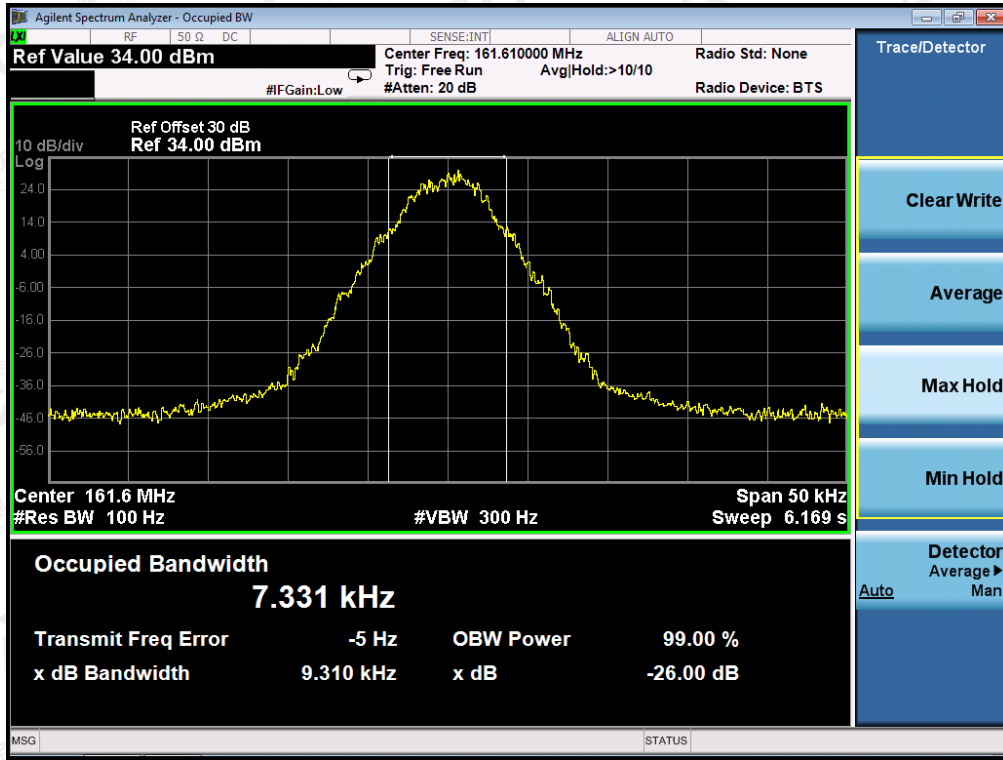


The results shown in this test report refer only to the sample(s) tested unless otherwise stated and the sample(s) are retained for 30 days only. The document is issued by AGC, this document cannot be reproduced except in full with our prior written permission. The more details and the authenticity of the report will be confirmed at <http://www.agc-cert.com>.

Occupied bandwidth of Middle Channel (151.850 MHz)-2.5W

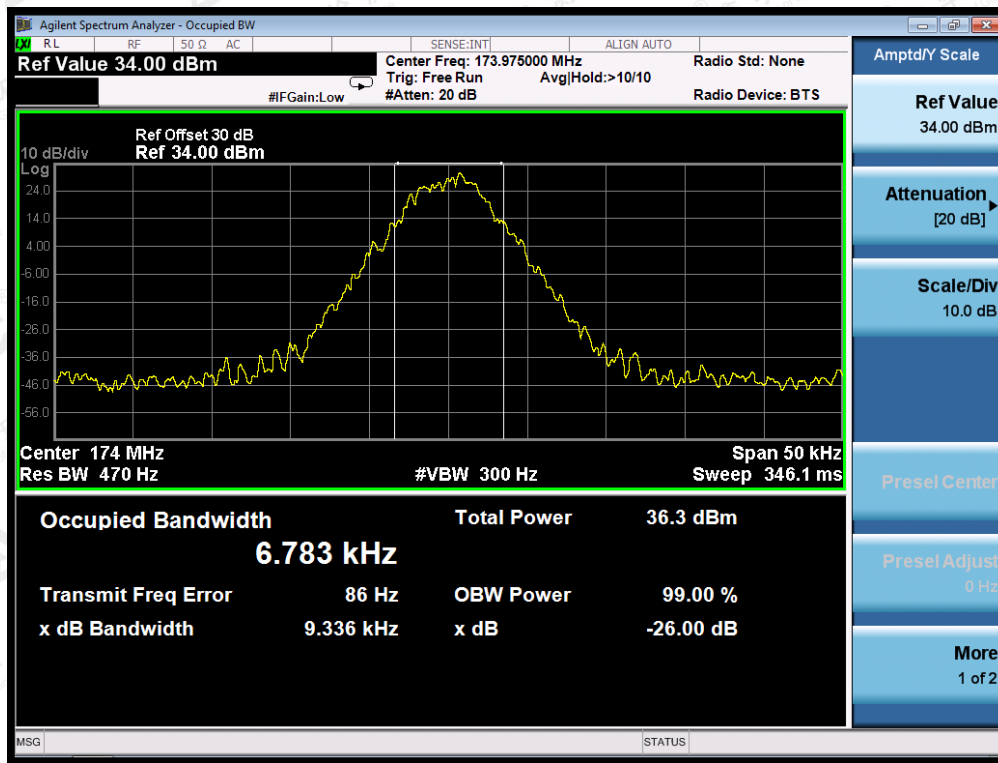


Occupied bandwidth of Middle Channel (161.610 MHz)-2.5W



The results shown in this test report refer only to the sample(s) tested unless otherwise stated and the sample(s) are retained for 30 days only. The document is issued by AGC, this document cannot be reproduced except in full with our prior written permission. The more details and the authenticity of the report will be confirmed at <http://www.agc-cert.com>.

Occupied bandwidth of High Channel (Maximum)-2.5W

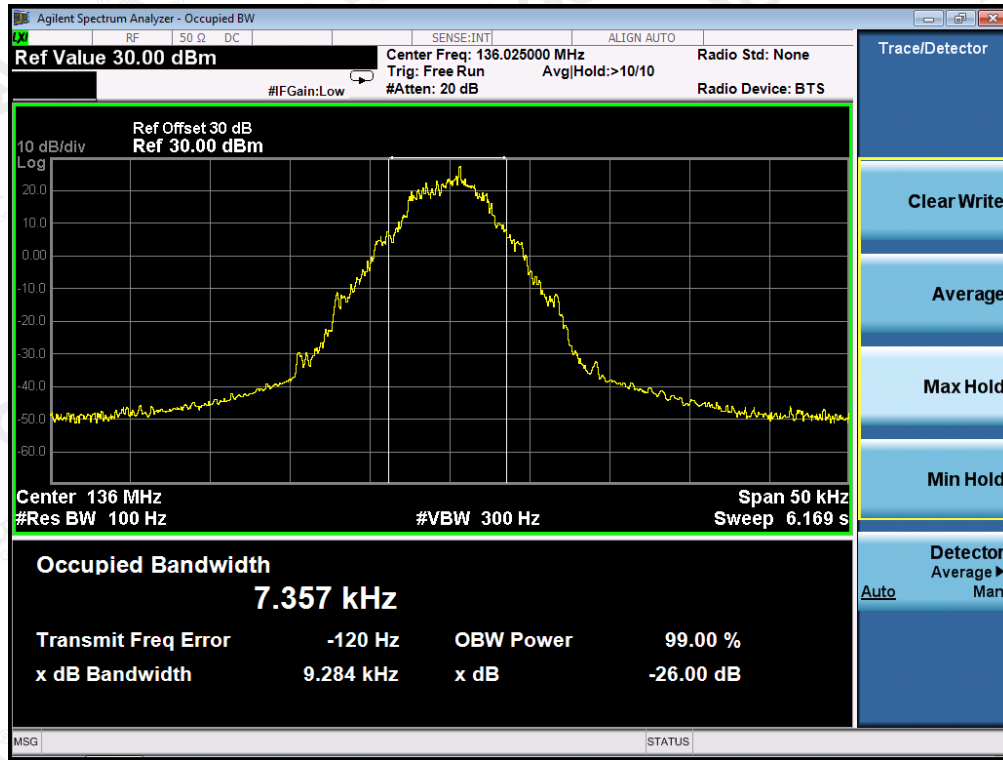


The results shown in this test report refer only to the sample(s) tested unless otherwise stated and the sample(s) are retained for 30 days only. The document is issued by AGC, this document cannot be reproduced except in full with our prior written permission. The more details and the authenticity of the report will be confirmed at <http://www.agc-cert.com>.

TEST RESULTS

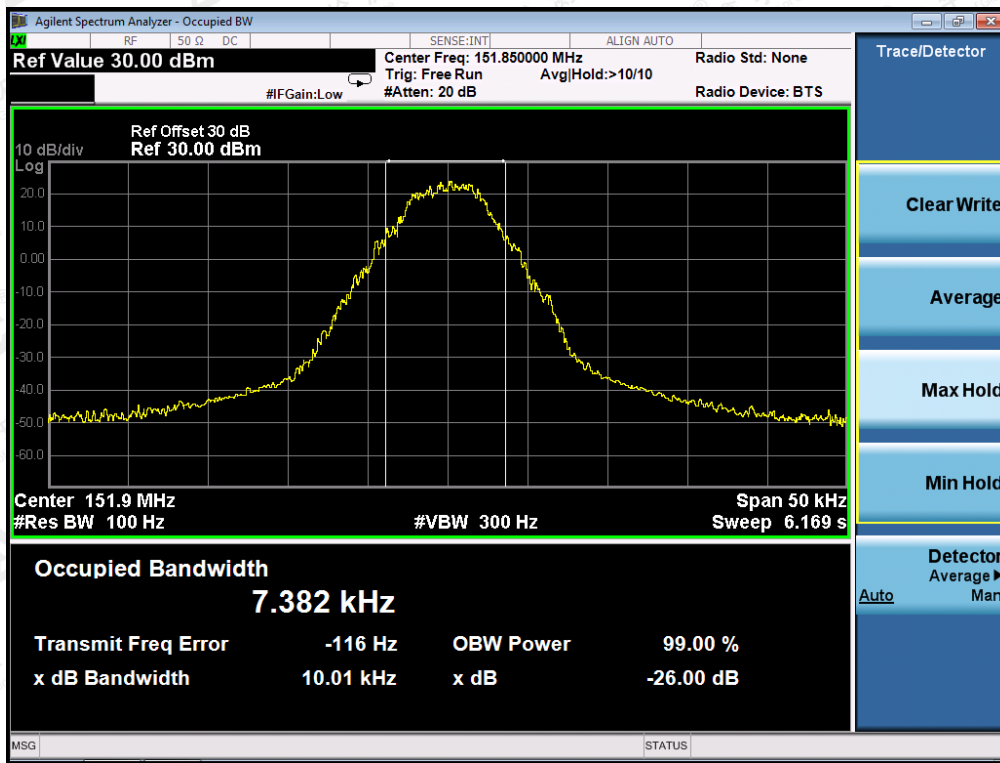
26 DB BANDWIDTH MEASUREMENT RESULT			
Operating Frequency	12.5 KHz Channel Separation		
	Test Data	Limits	Result
136.025MHz	9.284KHz	11.25 KHz	Pass
151.850MHz	10.01KHz	11.25 KHz	Pass
161.61 MHz	9.663KHz	11.25 KHz	Pass
173.975MHz	9.395KHz	11.25 KHz	Pass

Occupied bandwidth of Bottom Channel (Maximum)-1W

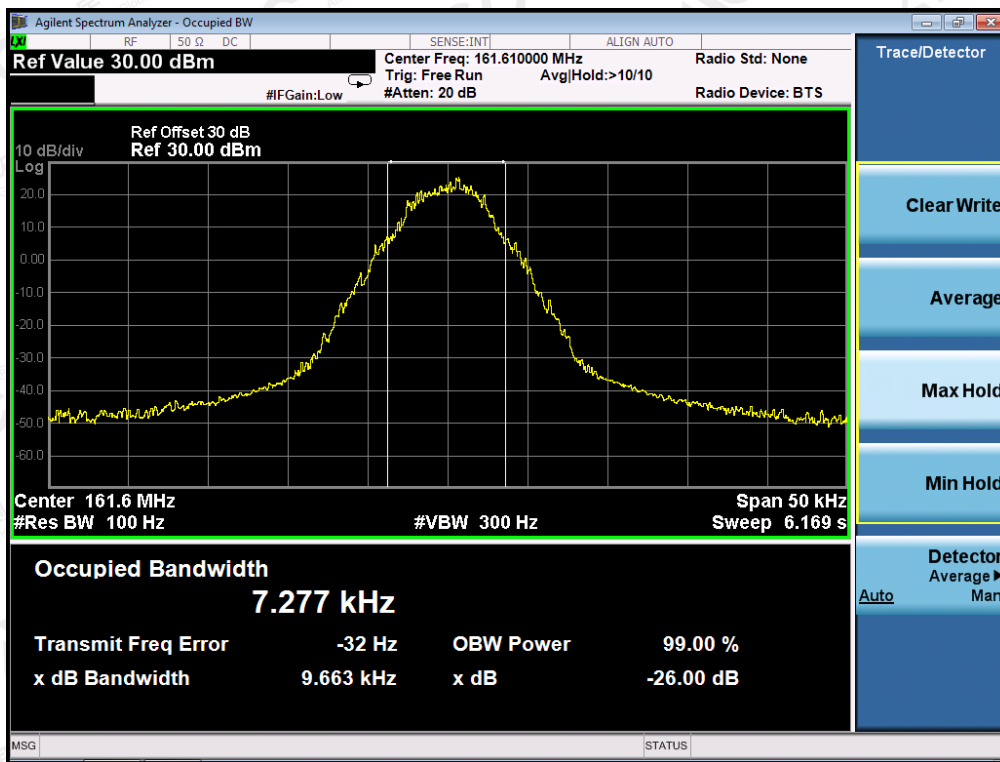


The results shown in this test report refer only to the sample(s) tested unless otherwise stated and the sample(s) are retained for 30 days only. The document is issued by AGC, this document cannot be reproduced except in full with our prior written permission. The more details and the authenticity of the report will be confirmed at <http://www.agc-cert.com>.

Occupied bandwidth of Middle Channel (151.850 MHz)-1W

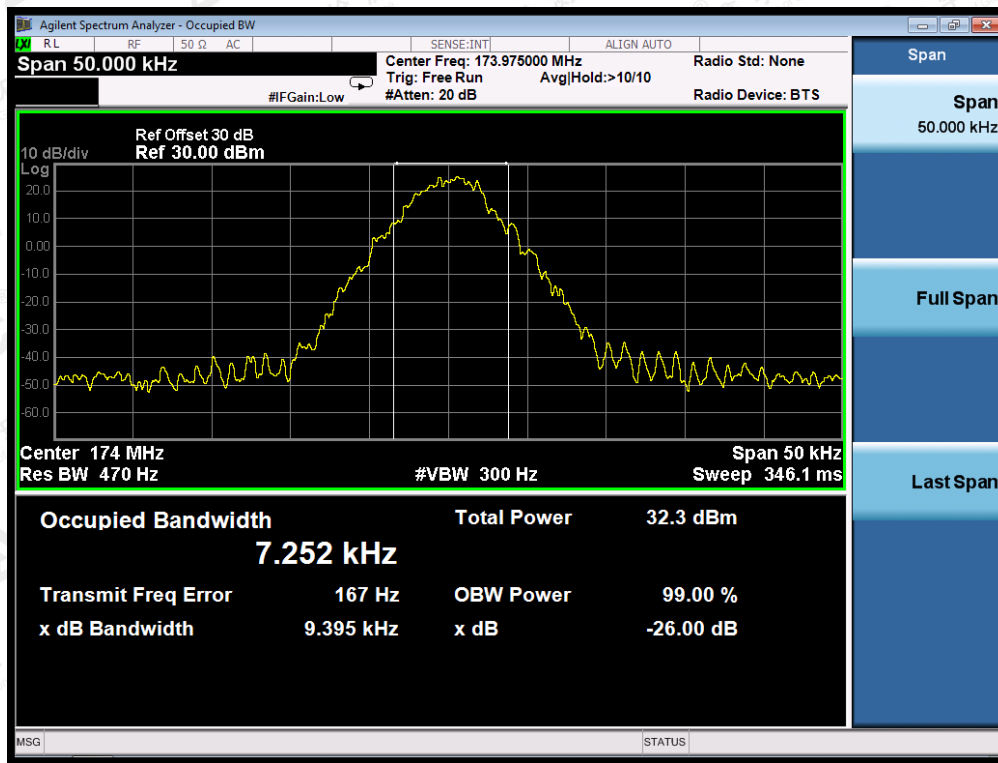


Occupied bandwidth of Middle Channel (161.610 MHz)-1W



The results shown in this test report refer only to the sample(s) tested unless otherwise stated and the sample(s) are retained for 30 days only. The document is issued by AGC, this document cannot be reproduced except in full with our prior written permission. The more details and the authenticity of the report will be confirmed at <http://www.agc-cert.com>.

Occupied bandwidth of High Channel (Maximum)-1W

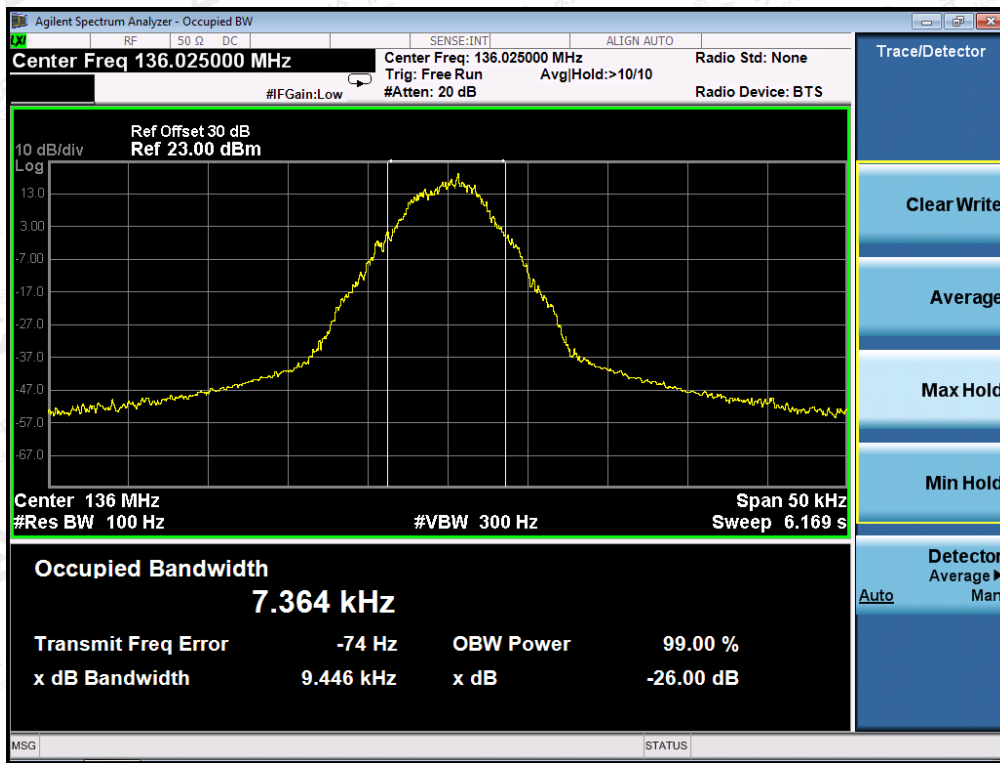


TEST RESULTS

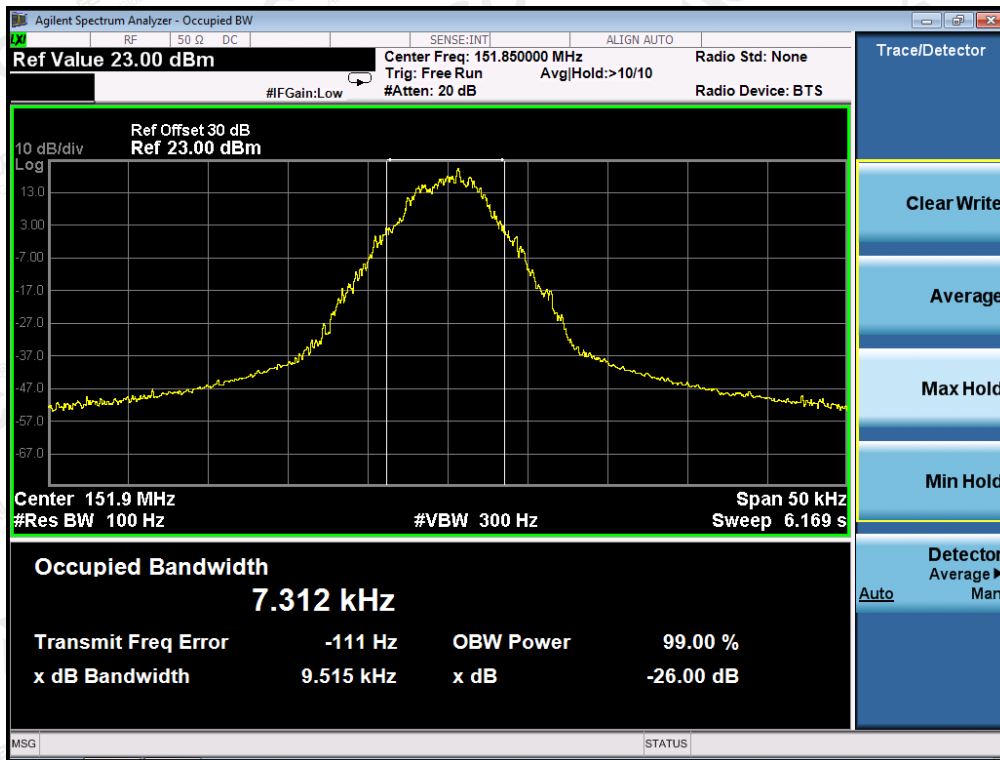
26 DB BANDWIDTH MEASUREMENT RESULT			
Operating Frequency	12.5 KHz Channel Separation		
	Test Data	Limits	Result
136.025MHz	9.446KHz	11.25 KHz	Pass
151.850MHz	9.515KHz	11.25 KHz	Pass
161.610MHz	9.146KHz	11.25 KHz	Pass
173.975MHz	9.576KHz	11.25 KHz	Pass

The results shown in this test report refer only to the sample(s) tested unless otherwise stated and the sample(s) are retained for 30 days only. The document is issued by AGC, this document cannot be reproduced except in full with our prior written permission. The more details and the authenticity of the report will be confirmed at <http://www.agc-cert.com>.

Occupied bandwidth of Bottom Channel (Maximum)-0.2W

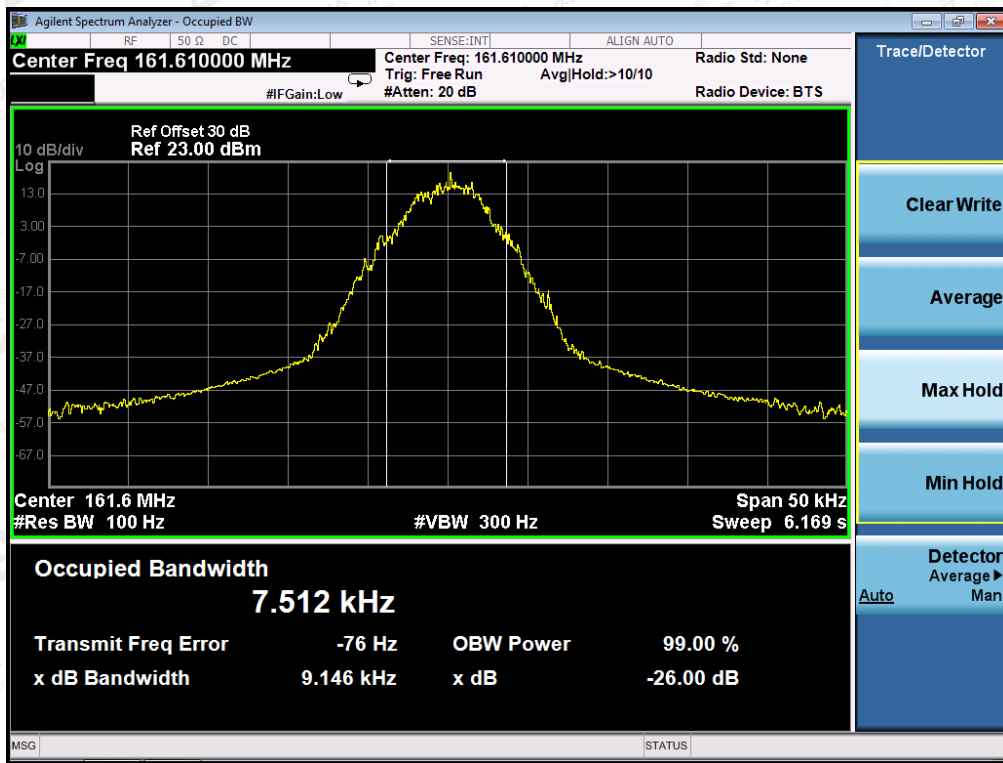


Occupied bandwidth of Middle Channel (151.850 MHz)-0.2W

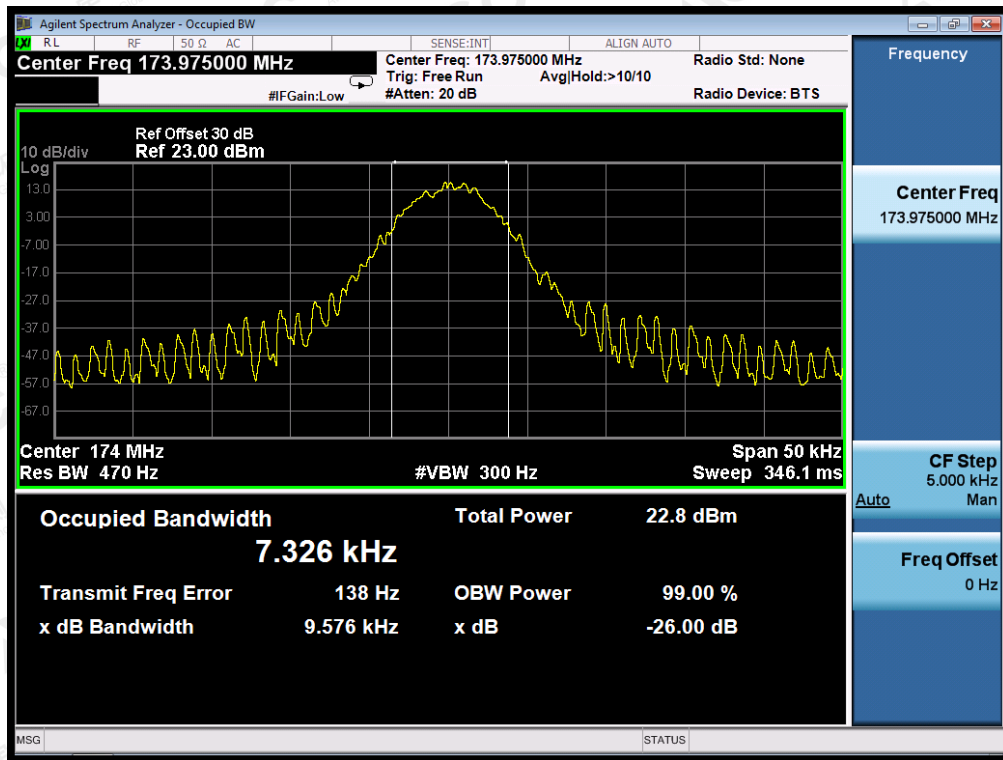


The results shown in this test report refer only to the sample(s) tested unless otherwise stated and the sample(s) are retained for 30 days only. The document is issued by AGC, this document cannot be reproduced except in full with our prior written permission. The more details and the authenticity of the report will be confirmed at <http://www.agc-cert.com>.

Occupied bandwidth of Middle Channel (161.610 MHz)-0.2W



Occupied bandwidth of High Channel (Maximum)-0.2W

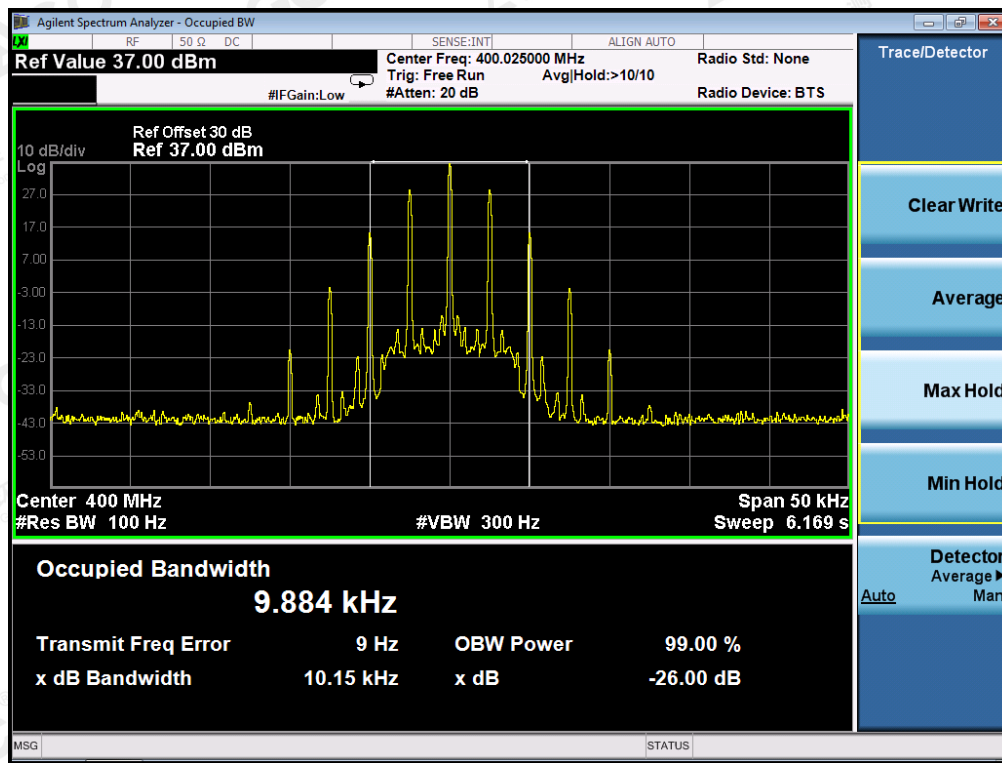


The results shown in this test report refer only to the sample(s) tested unless otherwise stated and the sample(s) are retained for 30 days only. The document is issued by AGC, this document cannot be reproduced except in full with our prior written permission. The more details and the authenticity of the report will be confirmed at <http://www.agc-cert.com>.

UHF:
Analog:

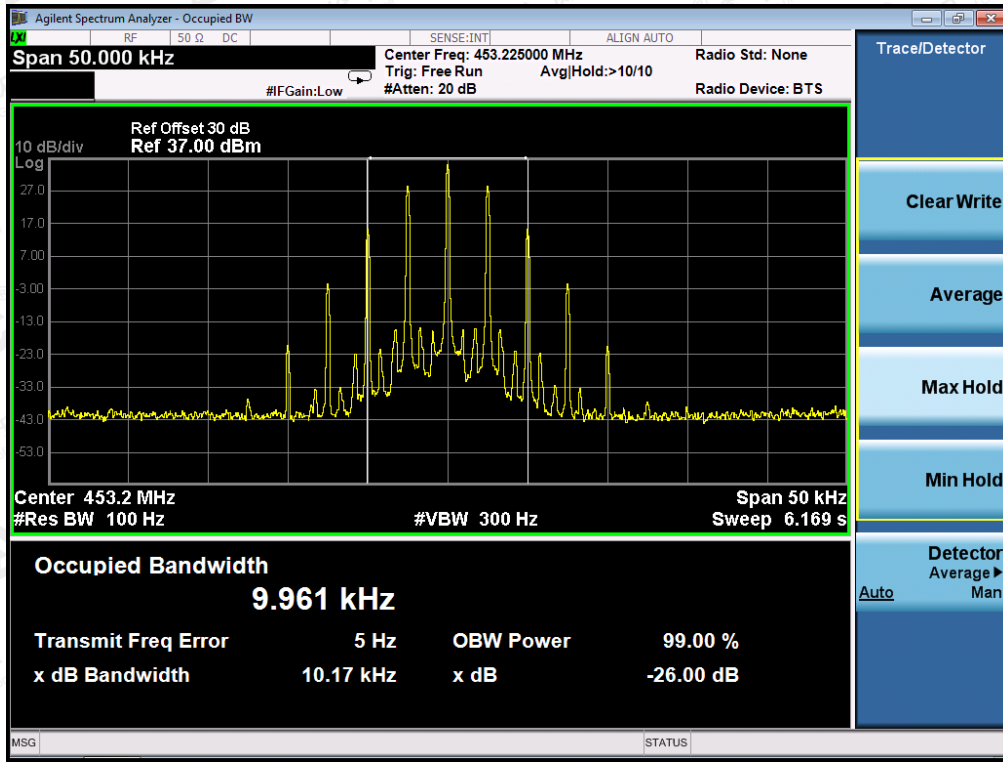
26 DB BANDWIDTH MEASUREMENT RESULT			
Operating Frequency	12.5 KHz Channel Separation		
	Test Data	Limits	Result
400.025MHz	10.15KHz	11.25 KHz	Pass
453.225MHz	10.17KHz	11.25 KHz	Pass
454.025MHz	10.17KHz	11.25 KHz	Pass
479.975MHz	9.03KHz	11.25 KHz	Pass

Occupied bandwidth of Bottom Channel (Maximum)-5W

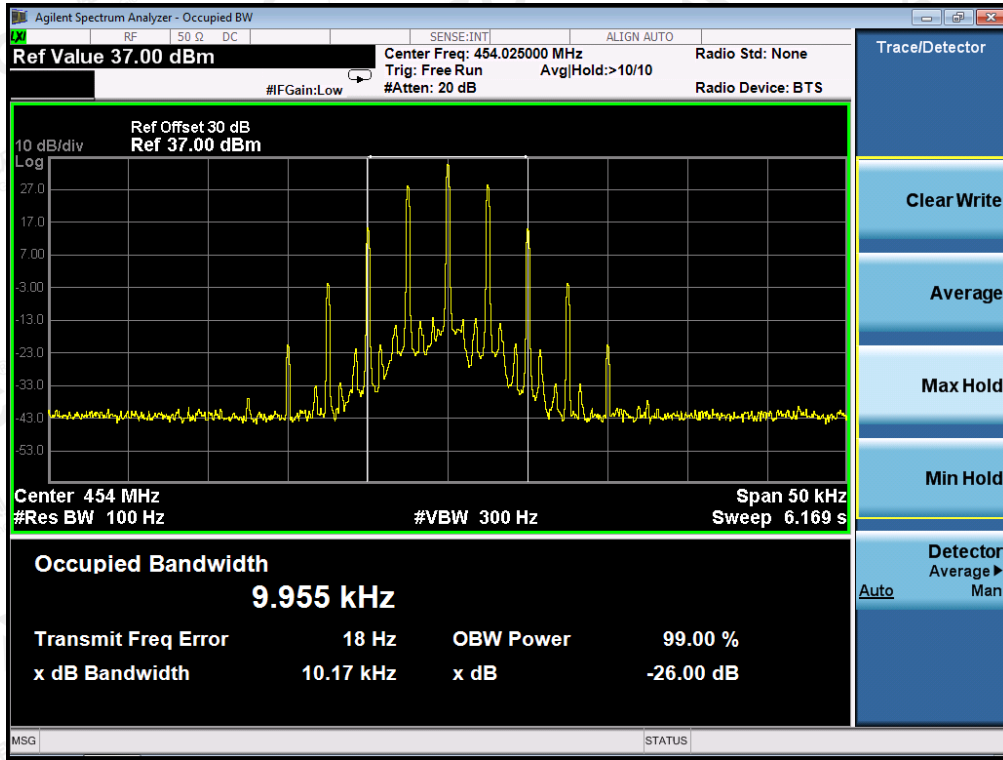


The results shown in this test report refer only to the sample(s) tested unless otherwise stated and the sample(s) are retained for 30 days only. The document is issued by AGC, this document cannot be reproduced except in full with our prior written permission. The more details and the authenticity of the report will be confirmed at <http://www.agc-cert.com>.

Occupied bandwidth of Middle Channel (Maximum)-5W

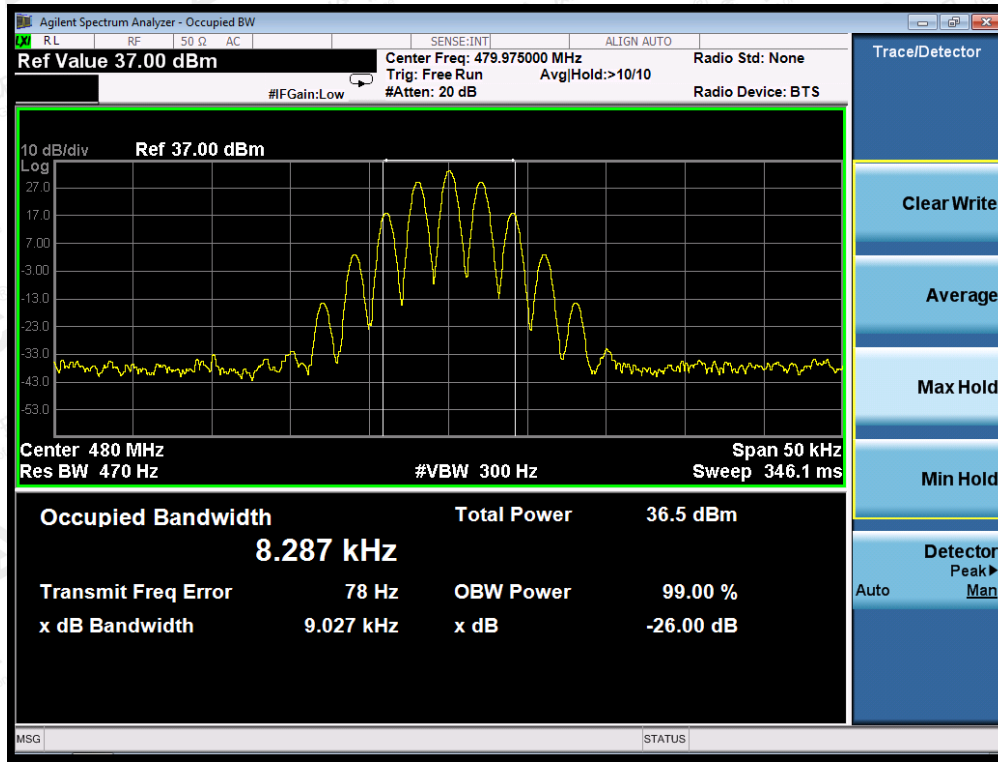


Occupied bandwidth of Middle Channel (Maximum)-5W



The results shown in this test report refer only to the sample(s) tested unless otherwise stated and the sample(s) are retained for 30 days only. The document is issued by AGC, this document cannot be reproduced except in full with our prior written permission. The more details and the authenticity of the report will be confirmed at <http://www.agc-cert.com>.

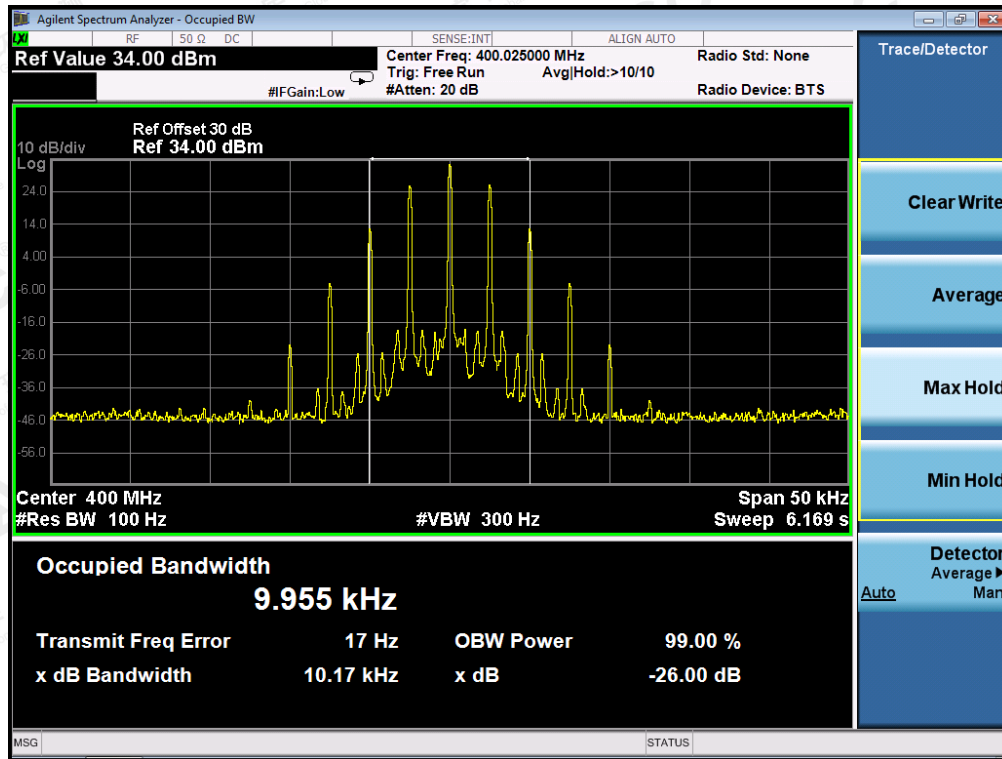
Occupied bandwidth of High Channel (Maximum)-5W



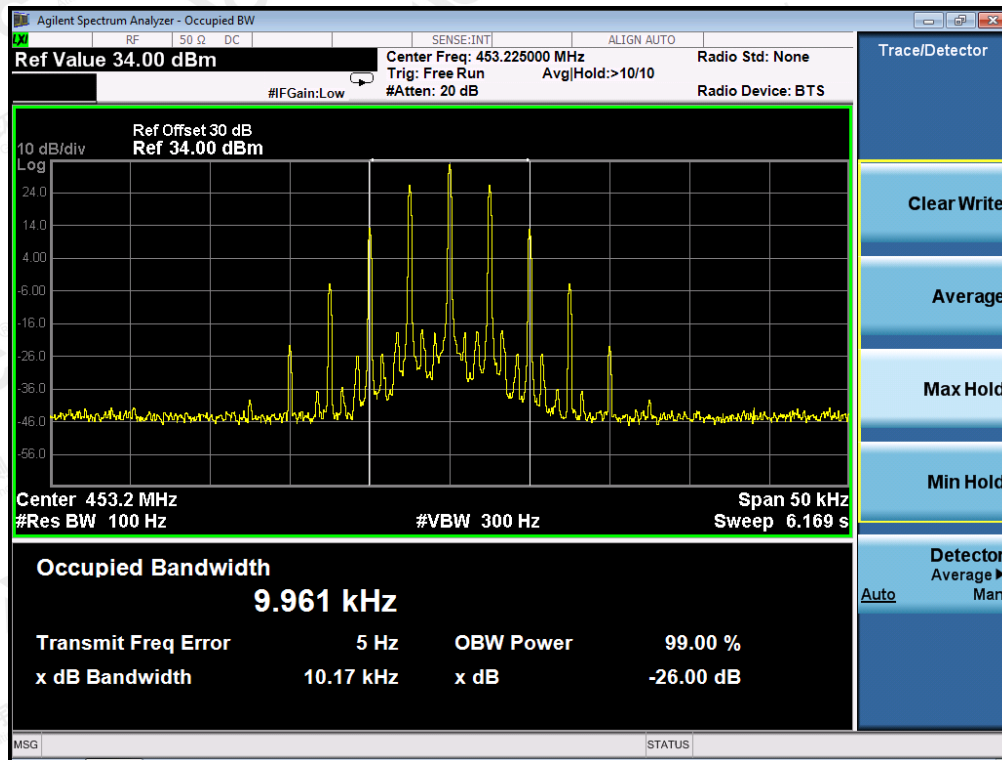
26 DB BANDWIDTH MEASUREMENT RESULT			
Operating Frequency	12.5 KHz Channel Separation		
	Test Data	Limits	Result
400.025MHz	10.17KHz	11.25 KHz	Pass
453.225MHz	10.17KHz	11.25 KHz	Pass
454.025MHz	10.17KHz	11.25 KHz	Pass
479.975MHz	9.03KHz	11.25 KHz	Pass

The results shown in this test report refer only to the sample(s) tested unless otherwise stated and the sample(s) are retained for 30 days only. The document is issued by AGC, this document cannot be reproduced except in full with our prior written permission. The more details and the authenticity of the report will be confirmed at <http://www.agc-cert.com>.

Occupied bandwidth of Bottom Channel (Maximum)-2.5W

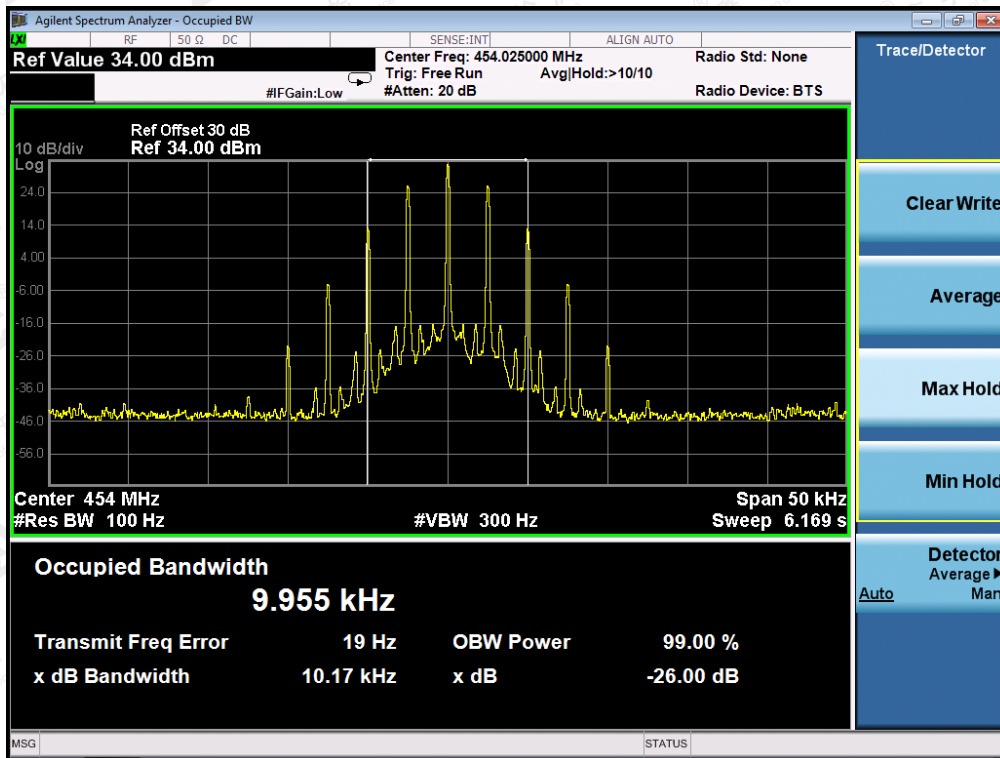


Occupied bandwidth of Middle Channel (Maximum)-2.5W

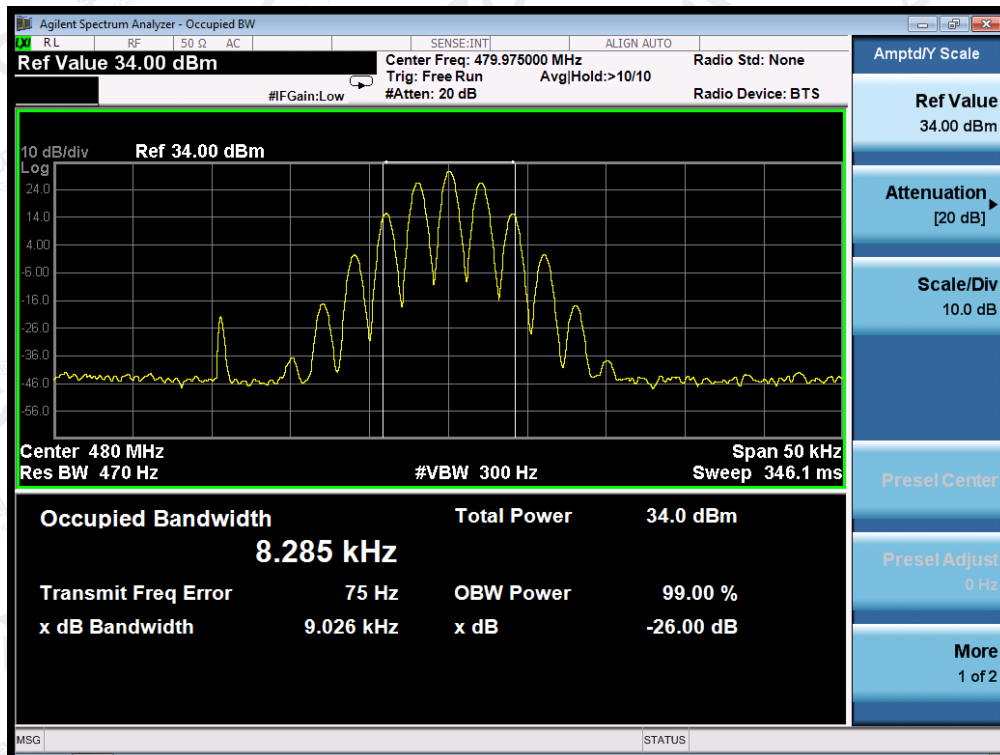


The results shown in this test report refer only to the sample(s) tested unless otherwise stated and the sample(s) are retained for 30 days only. The document is issued by AGC, this document cannot be reproduced except in full with our prior written permission. The more details and the authenticity of the report will be confirmed at <http://www.agc-cert.com>.

Occupied bandwidth of Middle Channel (Maximum)-2.5W



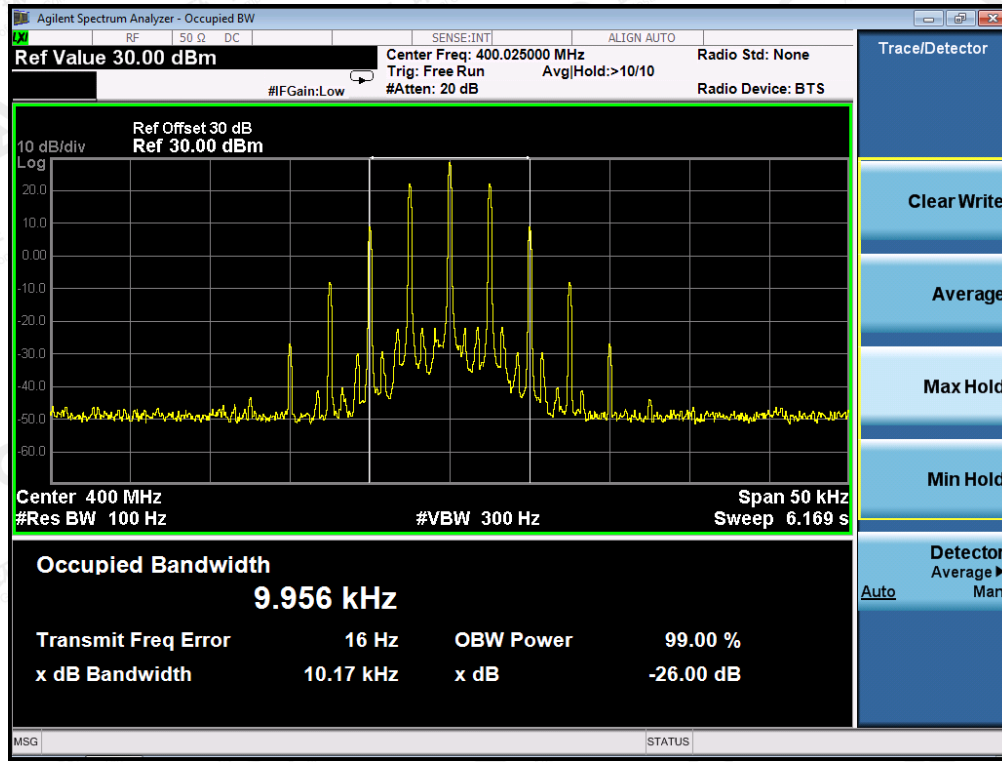
Occupied bandwidth of High Channel (Maximum)-2.5W



The results shown in this test report refer only to the sample(s) tested unless otherwise stated and the sample(s) are retained for 30 days only. The document is issued by AGC, this document cannot be reproduced except in full with our prior written permission. The more details and the authenticity of the report will be confirmed at <http://www.agc-cert.com>.

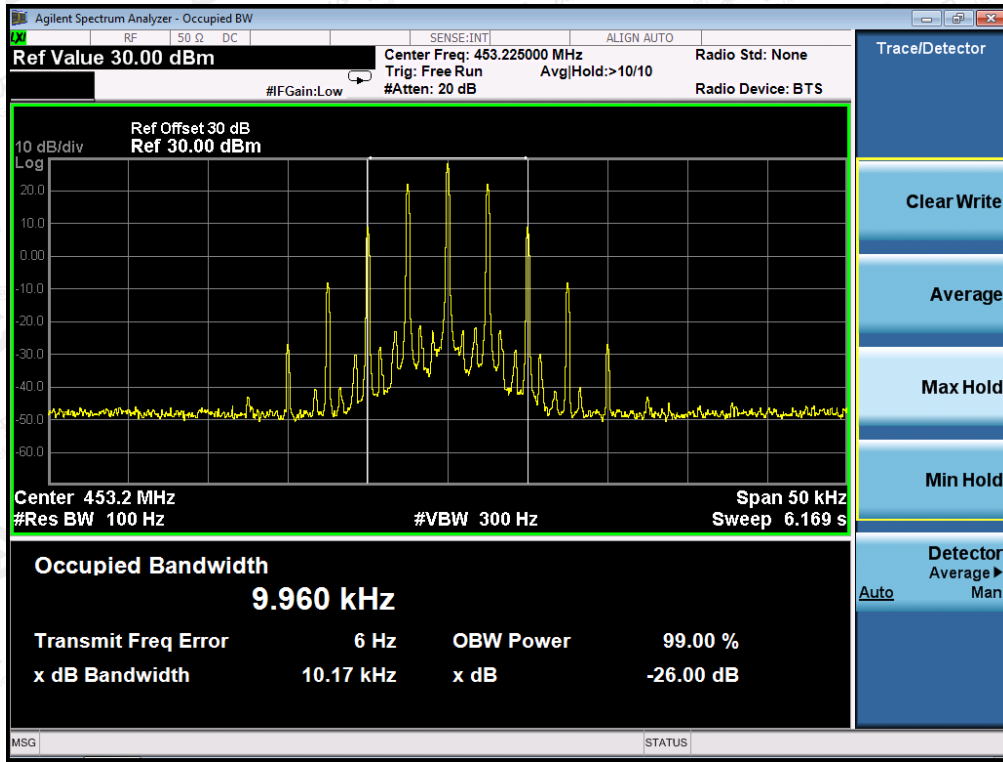
26 DB BANDWIDTH MEASUREMENT RESULT			
Operating Frequency	12.5 KHz Channel Separation		
	Test Data	Limits	Result
400.025MHz	10.17KHz	11.25 KHz	Pass
453.225MHz	10.17KHz	11.25 KHz	Pass
454.025MHz	10.17KHz	11.25 KHz	Pass
479.975MHz	8.953KHz	11.25 KHz	Pass

Occupied bandwidth of Bottom Channel (Maximum)-1W

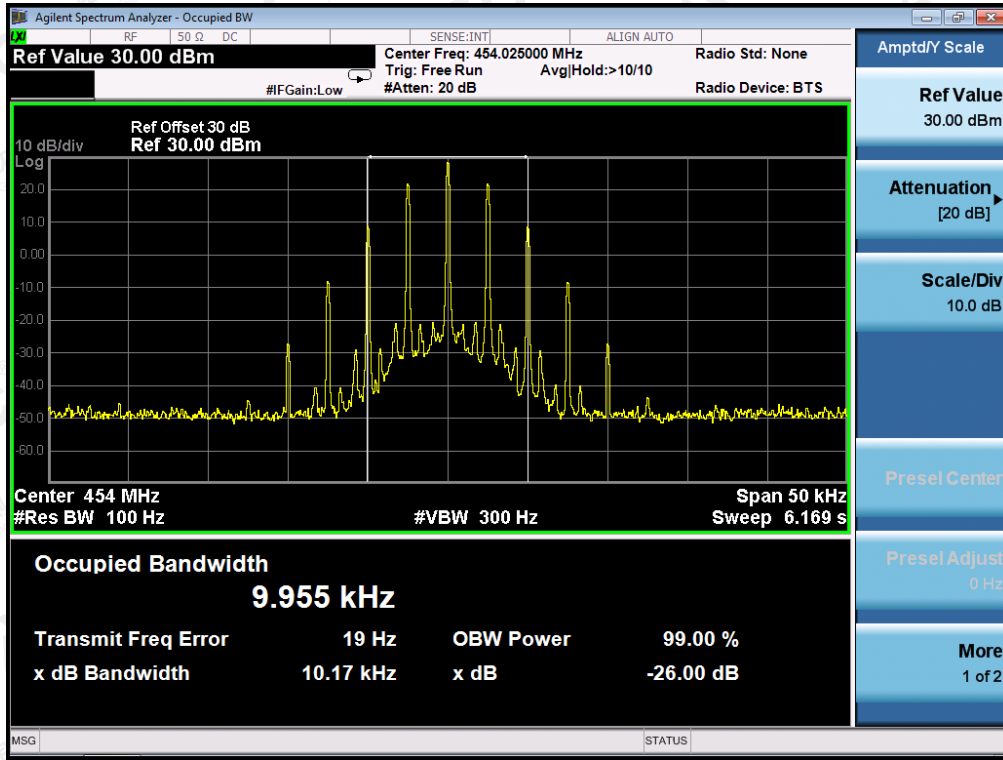


The results shown in this test report refer only to the sample(s) tested unless otherwise stated and the sample(s) are retained for 30 days only. The document is issued by AGC, this document cannot be reproduced except in full with our prior written permission. The more details and the authenticity of the report will be confirmed at <http://www.agc-cert.com>.

Occupied bandwidth of Middle Channel (Maximum)-1W

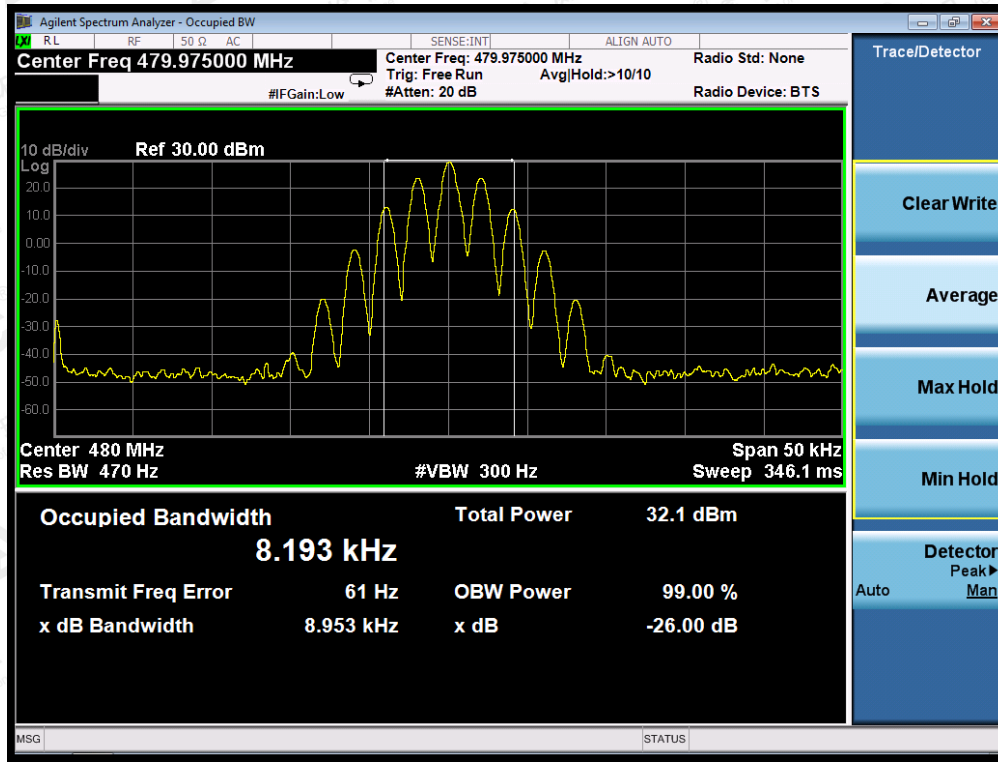


Occupied bandwidth of Middle Channel (Maximum)-1W



The results shown in this test report refer only to the sample(s) tested unless otherwise stated and the sample(s) are retained for 30 days only. The document is issued by AGC, this document cannot be reproduced except in full with our prior written permission. The more details and the authenticity of the report will be confirmed at <http://www.agc-cert.com>.

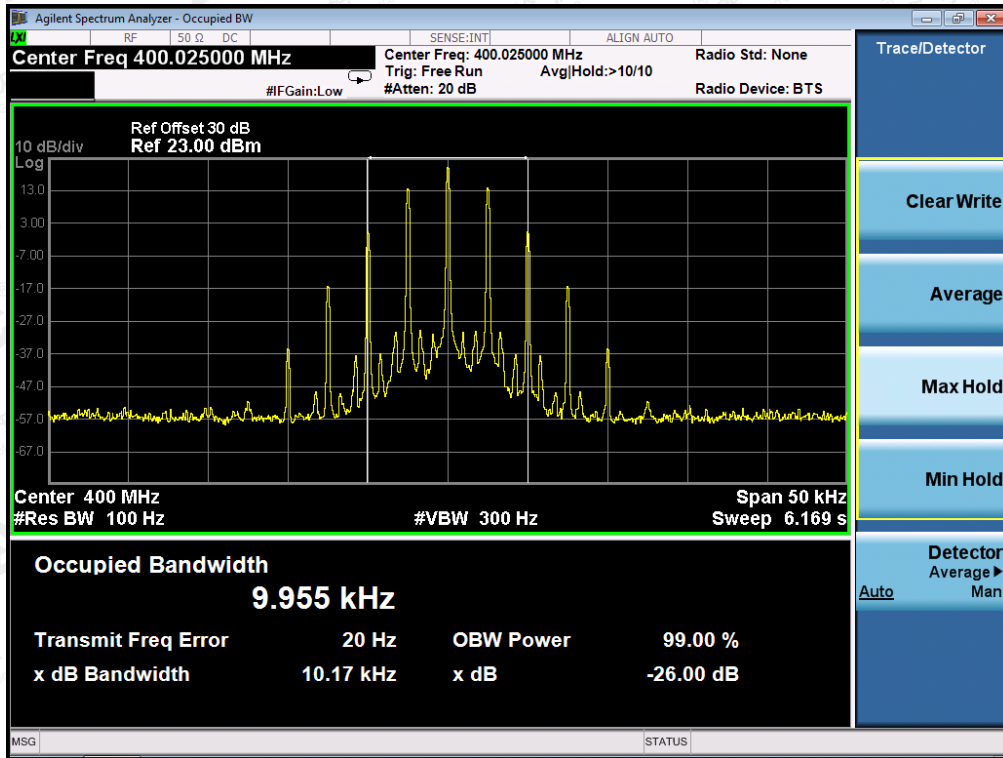
Occupied bandwidth of High Channel (Maximum)-1W



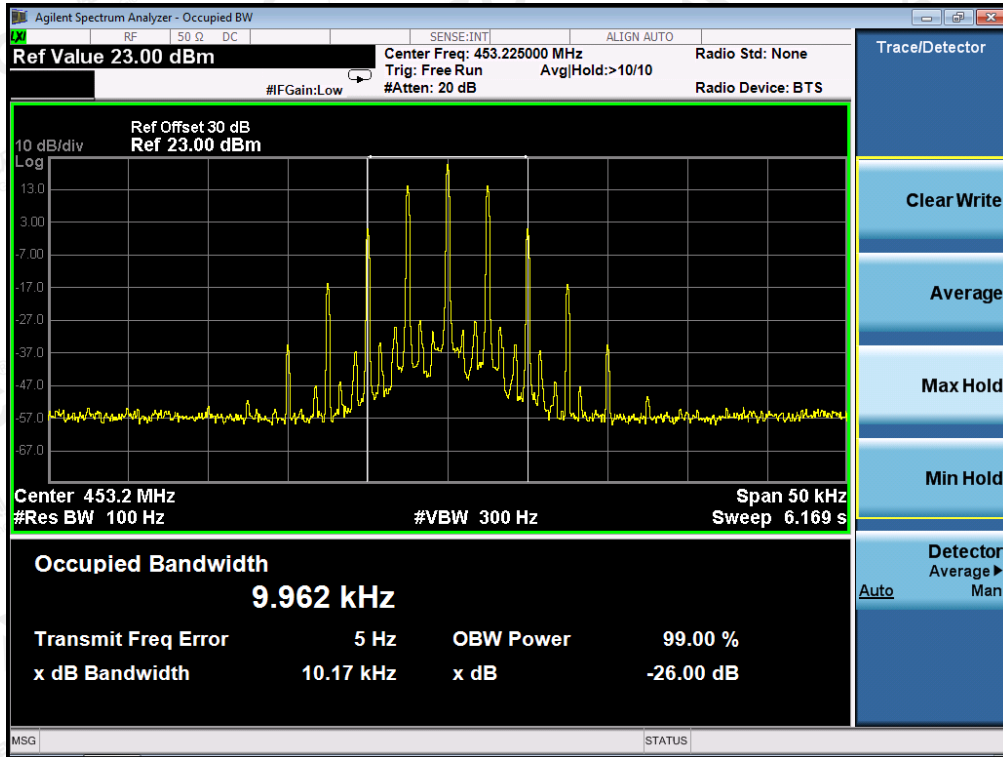
26 DB BANDWIDTH MEASUREMENT RESULT			
Operating Frequency	12.5 KHz Channel Separation		
	Test Data	Limits	Result
400.025MHz	10.17KHz	11.25 KHz	Pass
453.225MHz	10.17KHz	11.25 KHz	Pass
454.025MHz	10.17KHz	11.25 KHz	Pass
479.975MHz	8.99KHz	11.25 KHz	Pass

The results shown in this test report refer only to the sample(s) tested unless otherwise stated and the sample(s) are retained for 30 days only. The document is issued by AGC, this document cannot be reproduced except in full with our prior written permission. The more details and the authenticity of the report will be confirmed at <http://www.agc-cert.com>.

Occupied bandwidth of Bottom Channel (Maximum)-0.2W

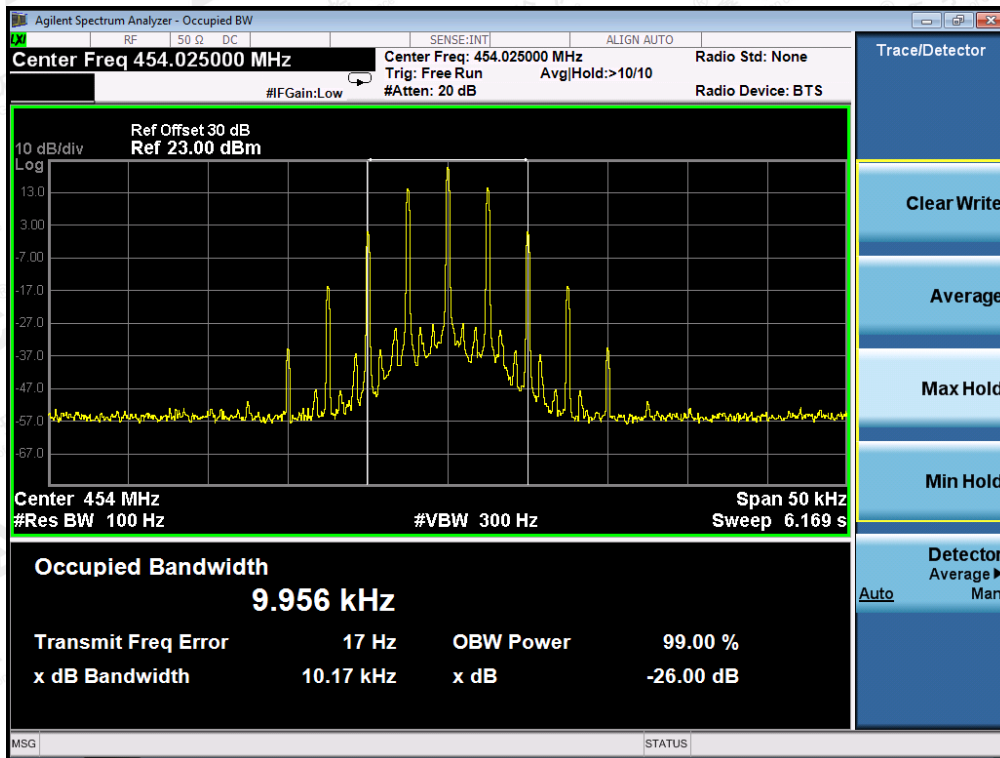


Occupied bandwidth of Middle Channel (Maximum)-0.2W

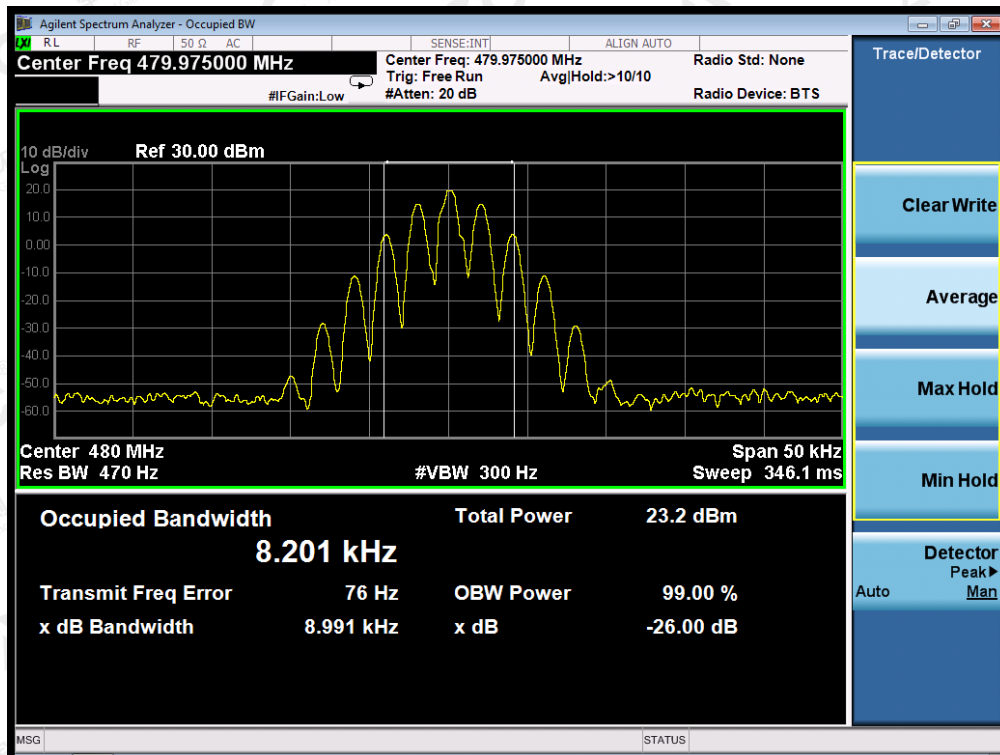


The results shown in this test report refer only to the sample(s) tested unless otherwise stated and the sample(s) are retained for 30 days only. The document is issued by AGC, this document cannot be reproduced except in full with our prior written permission. The more details and the authenticity of the report will be confirmed at <http://www.agc-cert.com>.

Occupied bandwidth of Middle Channel (Maximum)-0.2W



Occupied bandwidth of High Channel (Maximum)-0.2W



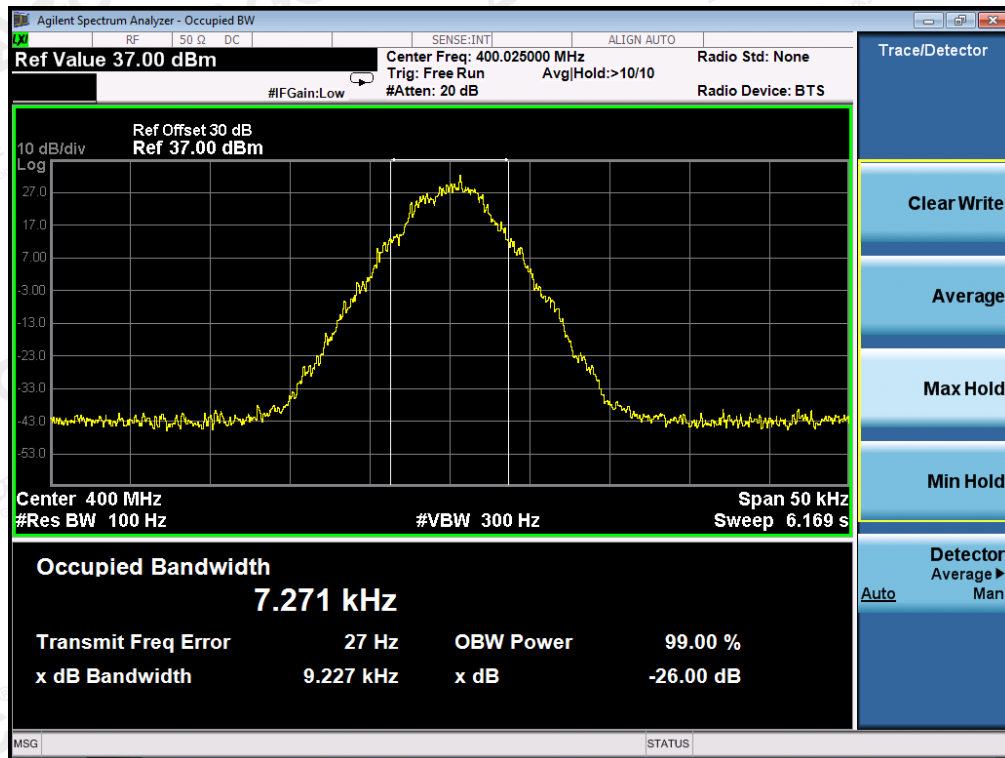
The results shown in this test report refer only to the sample(s) tested unless otherwise stated and the sample(s) are retained for 30 days only. The document is issued by AGC, this document cannot be reproduced except in full with our prior written permission. The more details and the authenticity of the report will be confirmed at <http://www.agc-cert.com>.

Digital:

TEST RESULTS

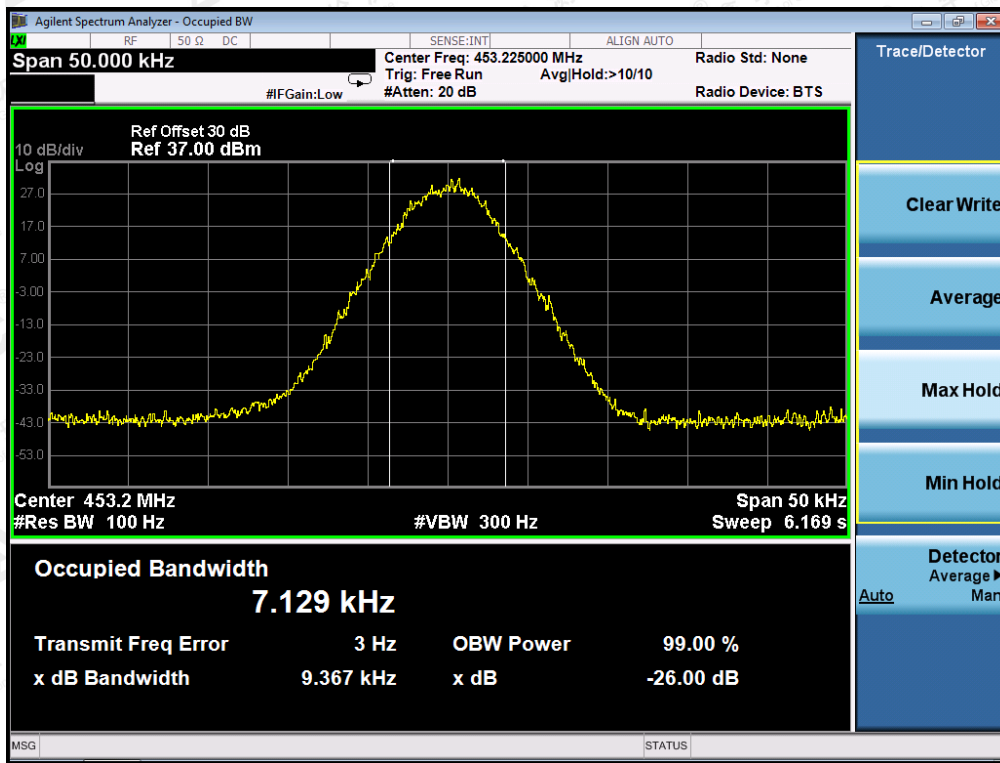
26 DB BANDWIDTH MEASUREMENT RESULT			
Operating Frequency	12.5 KHz Channel Separation		
	Test Data	Limits	Result
400.025MHz	9.227KHz	11.25 KHz	Pass
453.225MHz	9.367KHz	11.25 KHz	Pass
454.025MHz	9.248KHz	11.25 KHz	Pass
479.975MHz	9.135KHz	11.25 KHz	Pass

Occupied bandwidth of Bottom Channel (Maximum) -5W

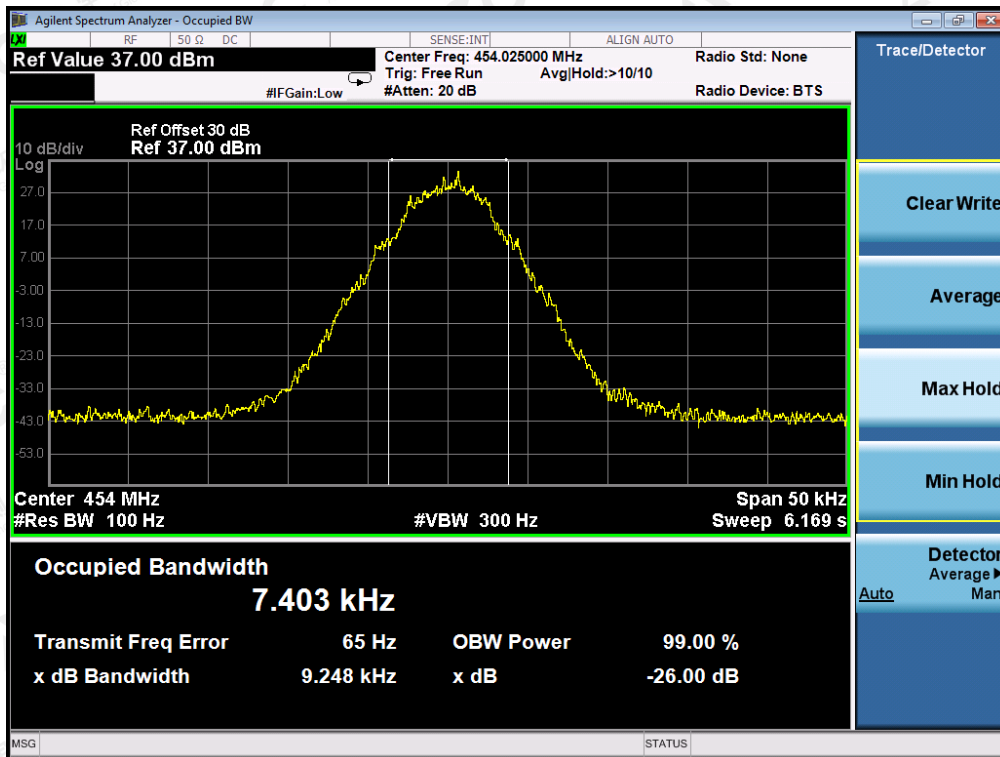


The results shown in this test report refer only to the sample(s) tested unless otherwise stated and the sample(s) are retained for 30 days only. The document is issued by AGC, this document cannot be reproduced except in full with our prior written permission. The more details and the authenticity of the report will be confirmed at <http://www.agc-cert.com>.

Occupied bandwidth of Middle Channel (Maximum)-5W

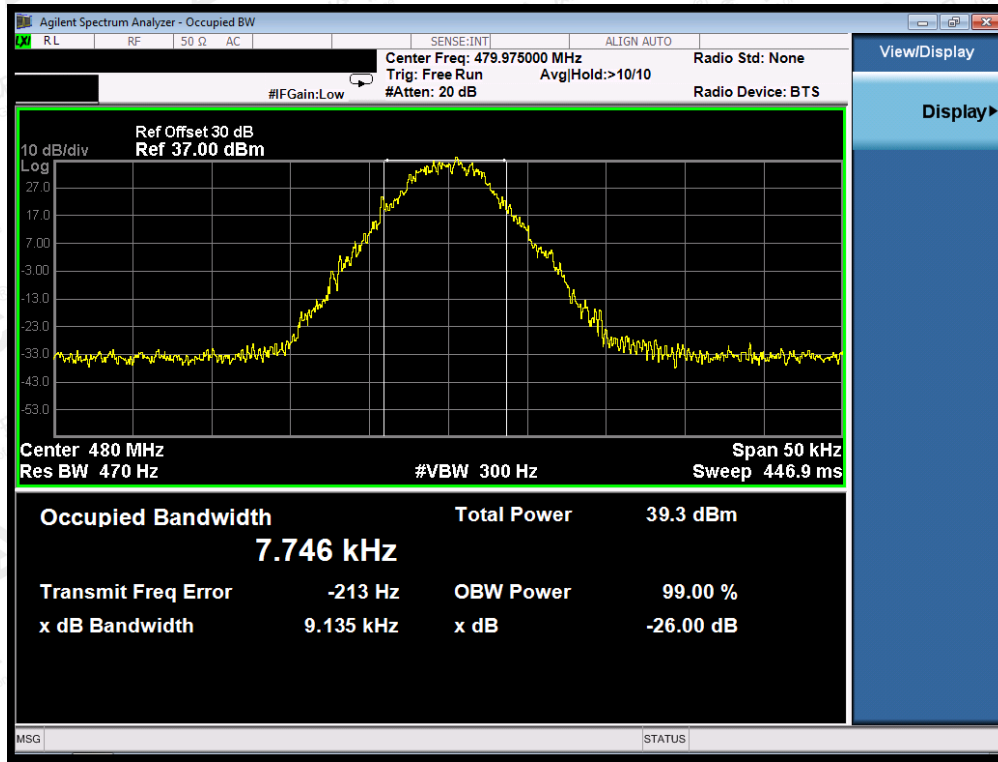


Occupied bandwidth of Middle Channel (Maximum)-5W



The results shown in this test report refer only to the sample(s) tested unless otherwise stated and the sample(s) are retained for 30 days only. The document is issued by AGC, this document cannot be reproduced except in full with our prior written permission. The more details and the authenticity of the report will be confirmed at <http://www.agc-cert.com>.

Occupied bandwidth of High Channel (Maximum) -5W

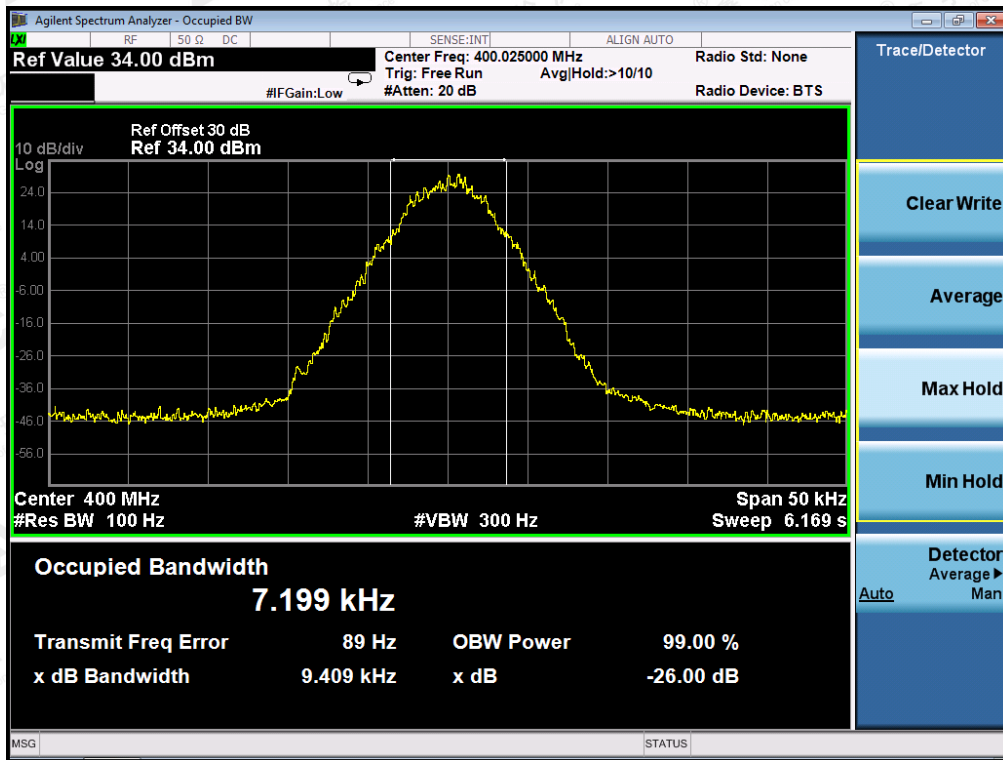


TEST RESULTS

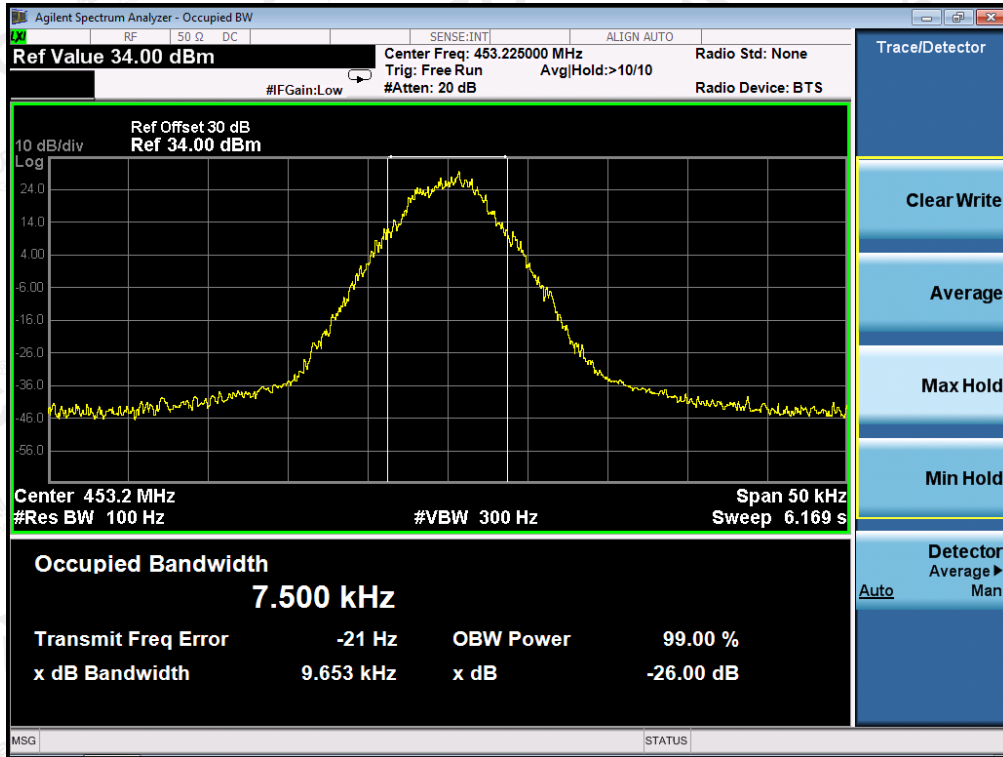
26 DB BANDWIDTH MEASUREMENT RESULT			
Operating Frequency	12.5 KHz Channel Separation		
	Test Data	Limits	Result
400.025MHz	9.409KHz	11.25 KHz	Pass
453.225MHz	9.653KHz	11.25 KHz	Pass
454.025MHz	9.425KHz	11.25 KHz	Pass
479.975MHz	9.373KHz	11.25 KHz	Pass

The results shown in this test report refer only to the sample(s) tested unless otherwise stated and the sample(s) are retained for 30 days only. The document is issued by AGC, this document cannot be reproduced except in full with our prior written permission. The more details and the authenticity of the report will be confirmed at <http://www.agc-cert.com>.

Occupied bandwidth of Bottom Channel (Maximum)-2.5W

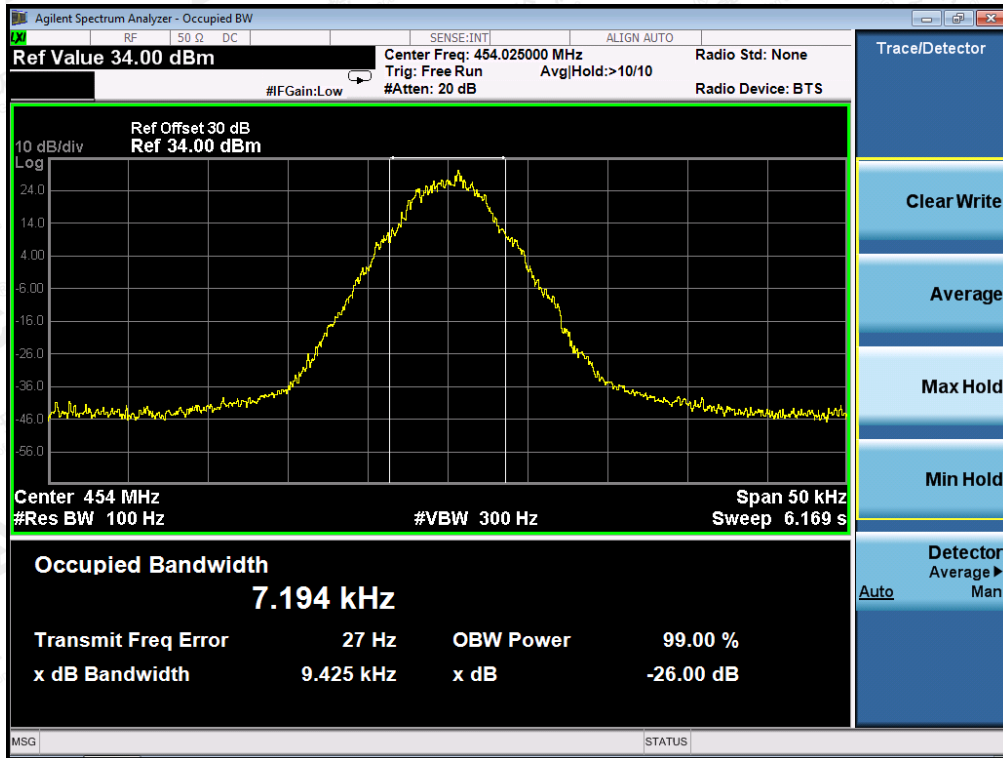


Occupied bandwidth of Middle Channel (Maximum)-2.5W

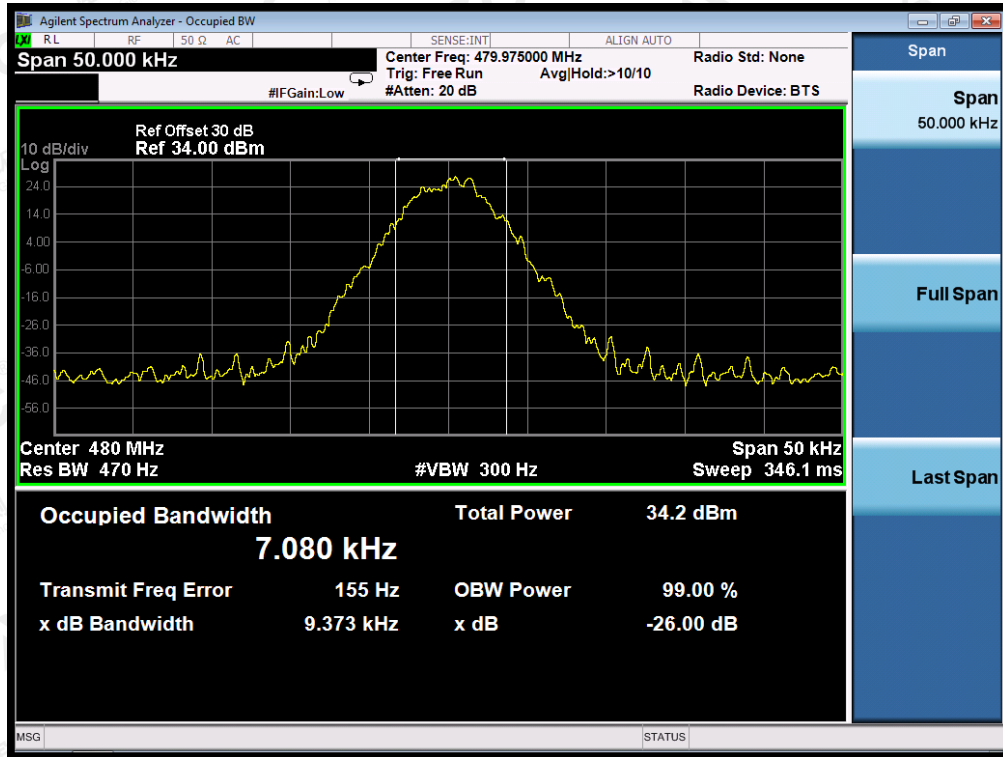


The results shown in this test report refer only to the sample(s) tested unless otherwise stated and the sample(s) are retained for 30 days only. The document is issued by AGC, this document cannot be reproduced except in full with our prior written permission. The more details and the authenticity of the report will be confirmed at <http://www.agc-cert.com>.

Occupied bandwidth of Middle Channel (Maximum)-2.5W



Occupied bandwidth of High Channel (Maximum)-2.5W

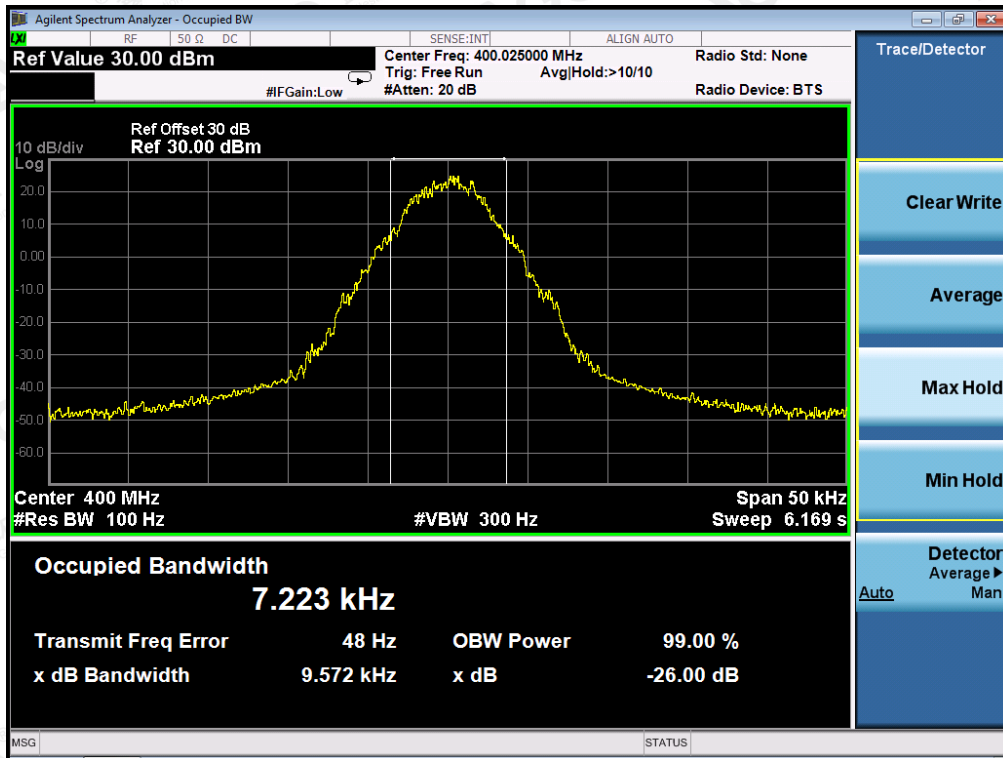


The results shown in this test report refer only to the sample(s) tested unless otherwise stated and the sample(s) are retained for 30 days only. The document is issued by AGC, this document cannot be reproduced except in full with our prior written permission. The more details and the authenticity of the report will be confirmed at <http://www.agc-cert.com>.

TEST RESULTS

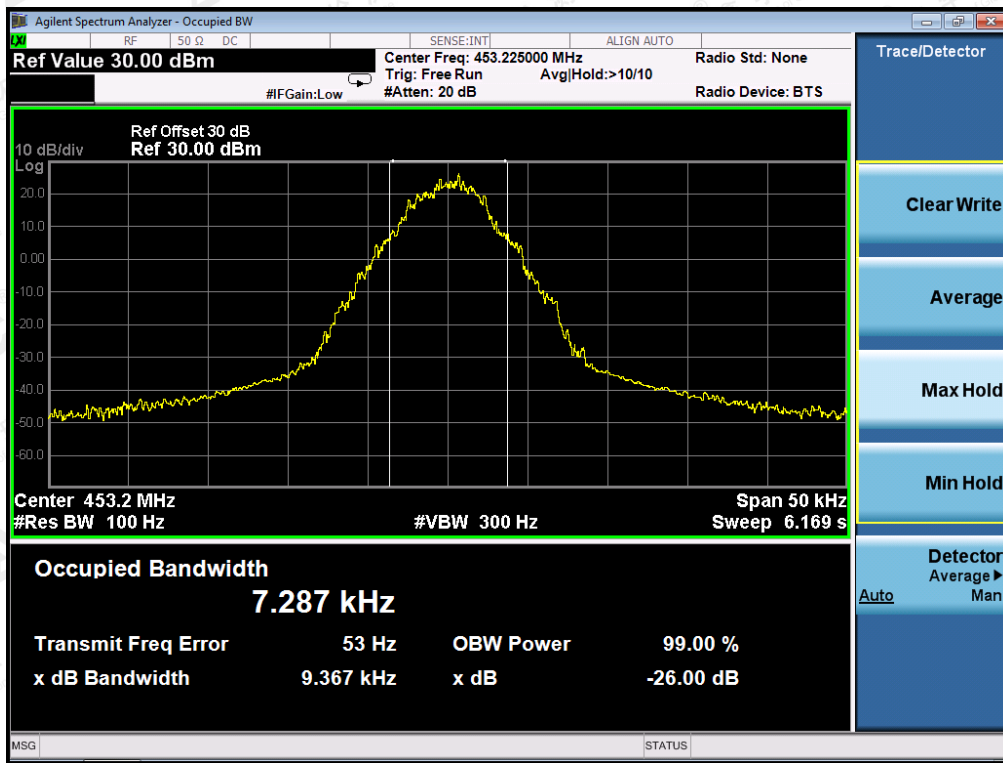
26 DB BANDWIDTH MEASUREMENT RESULT			
Operating Frequency	12.5 KHz Channel Separation		
	Test Data	Limits	Result
400.025MHz	9.572KHz	11.25 KHz	Pass
453.225MHz	9.367KHz	11.25 KHz	Pass
454.025MHz	9.325KHz	11.25 KHz	Pass
479.975MHz	9.207KHz	11.25 KHz	Pass

Occupied bandwidth of Bottom Channel (Maximum)-1W

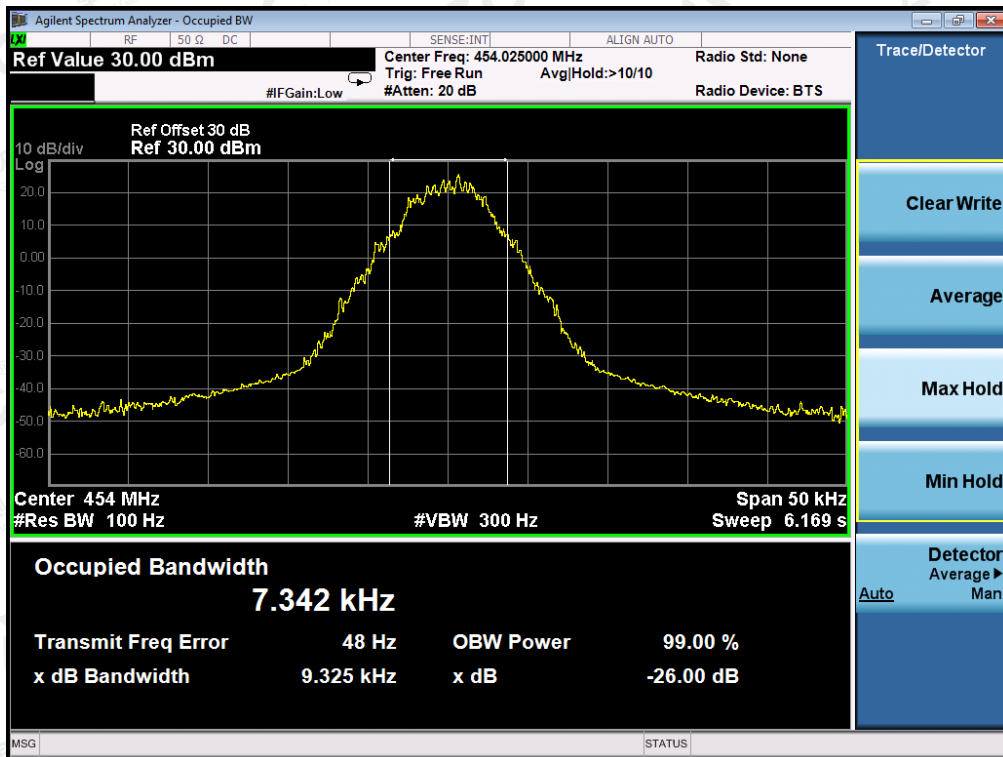


The results shown in this test report refer only to the sample(s) tested unless otherwise stated and the sample(s) are retained for 30 days only. The document is issued by AGC, this document cannot be reproduced except in full with our prior written permission. The more details and the authenticity of the report will be confirmed at <http://www.agc-cert.com>.

Occupied bandwidth of Middle Channel (Maximum)-1W

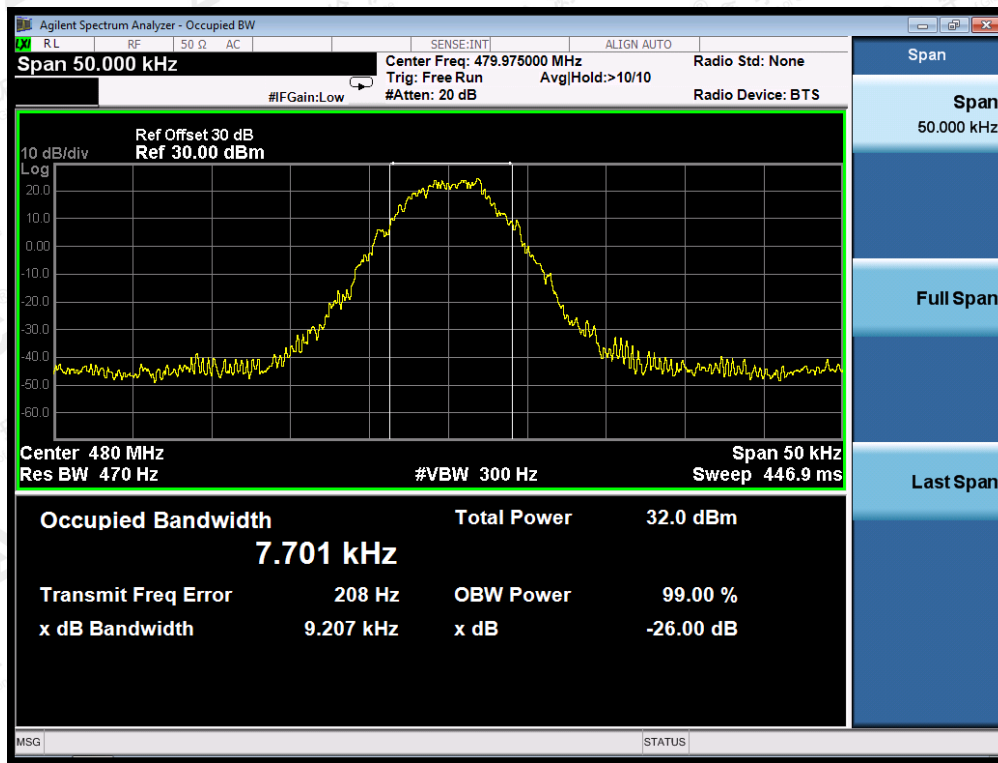


Occupied bandwidth of Middle Channel (Maximum)-1W



The results shown in this test report refer only to the sample(s) tested unless otherwise stated and the sample(s) are retained for 30 days only. The document is issued by AGC, this document cannot be reproduced except in full with our prior written permission. The more details and the authenticity of the report will be confirmed at <http://www.agc-cert.com>.

Occupied bandwidth of High Channel (Maximum)-1W

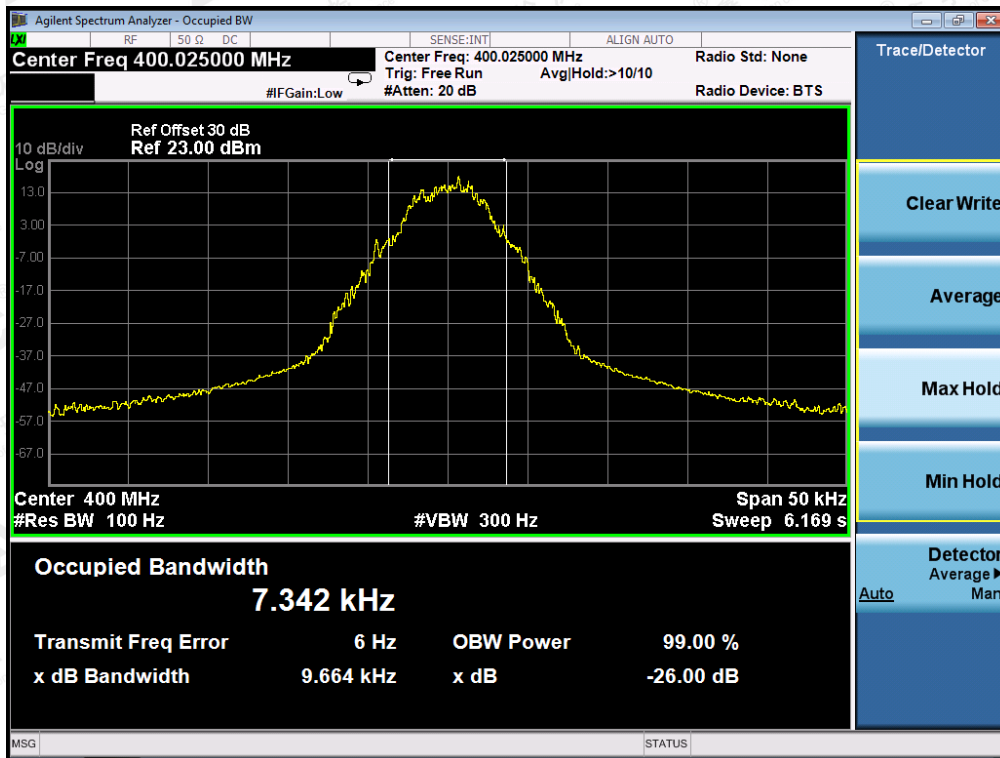


TEST RESULTS

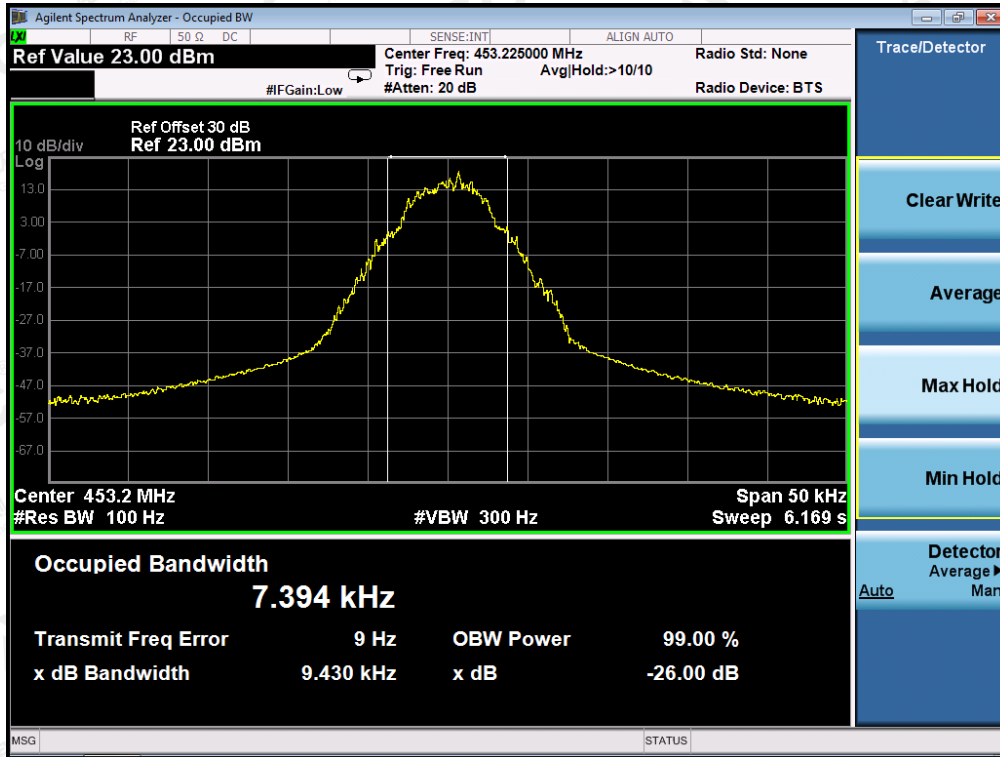
26 DB BANDWIDTH MEASUREMENT RESULT			
Operating Frequency	12.5 KHz Channel Separation		
	Test Data	Limits	Result
400.025MHz	9.664KHz	11.25 KHz	Pass
453.225MHz	9.430KHz	11.25 KHz	Pass
454.025MHz	9.660KHz	11.25 KHz	Pass
479.975MHz		11.25 KHz	Pass

The results shown in this test report refer only to the sample(s) tested unless otherwise stated and the sample(s) are retained for 30 days only. The document is issued by AGC, this document cannot be reproduced except in full with our prior written permission. The more details and the authenticity of the report will be confirmed at <http://www.agc-cert.com>.

Occupied bandwidth of Bottom Channel (Maximum)-0.2W

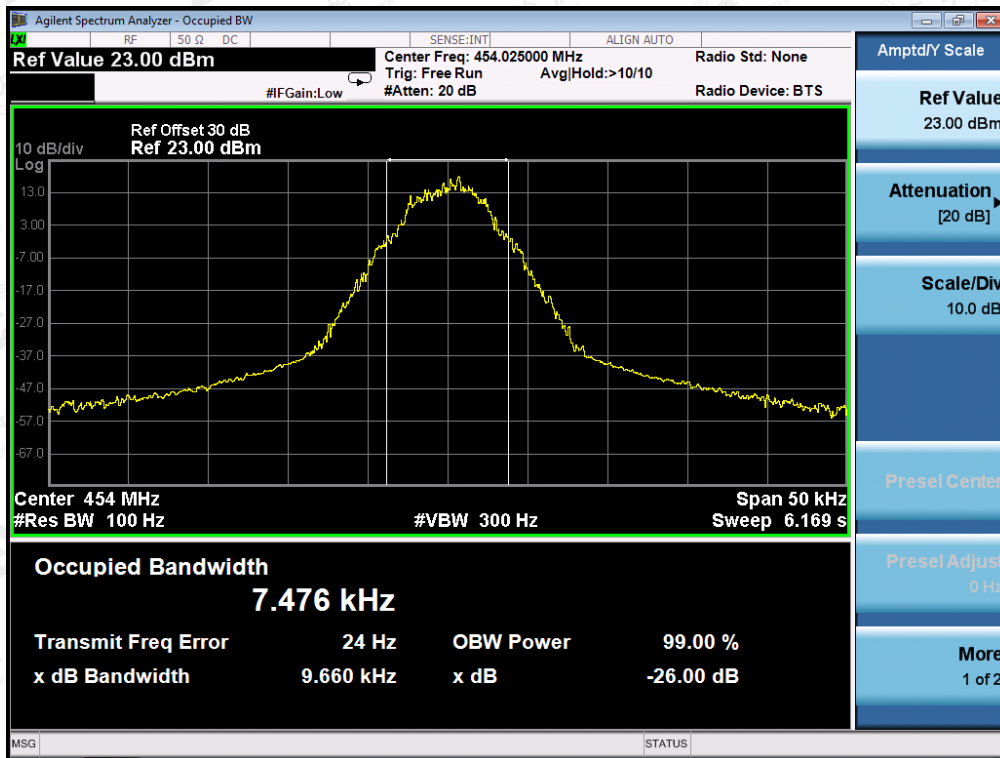


Occupied bandwidth of Middle Channel (Maximum)-0.2W

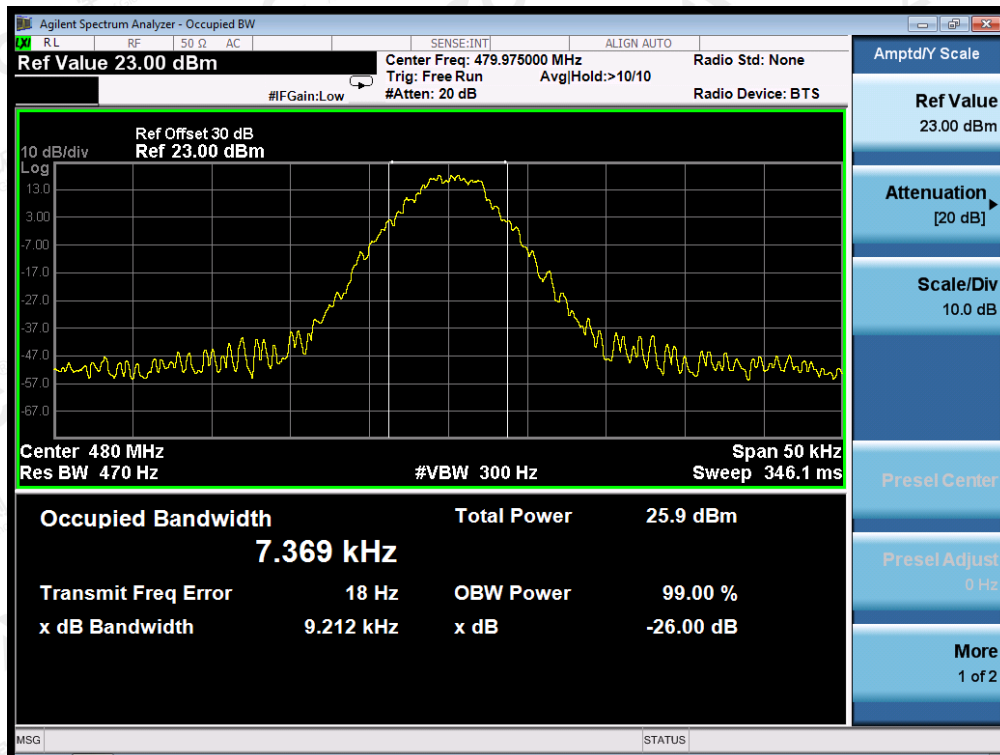


The results shown in this test report refer only to the sample(s) tested unless otherwise stated and the sample(s) are retained for 30 days only. The document is issued by AGC, this document cannot be reproduced except in full with our prior written permission. The more details and the authenticity of the report will be confirmed at <http://www.agc-cert.com>.

Occupied bandwidth of Middle Channel (Maximum)-0.2W



Occupied bandwidth of High Channel (Maximum) -0.2W



The results shown in this test report refer only to the sample(s) tested unless otherwise stated and the sample(s) are retained for 30 days only. The document is issued by AGC, this document cannot be reproduced except in full with our prior written permission. The more details and the authenticity of the report will be confirmed at <http://www.agc-cert.com>.

7. UNWANTED RADIATION

7.1 PROVISIONS APPLICABLE

8.1.1 According to FCC §2.1049, §22.359 and §90.210, the power of each unwanted emission shall be less than Transmitted Power as specified below for transmitters designed to operate with each channel separation.

Emission Mask D -for 12.5 KHz Channel Separation:

- (1). On any frequency removed from the center of the authorized bandwidth f_0 to 5.625 KHz removed from f_0 : Zero dB.
- (2). On any frequency removed from the center of the authorized bandwidth by a displacement Frequency (f_d in KHz) f_0 of more than 5.625 KHz but no more than 12.5 KHz: At least $7.27(f_d - 2.88 \text{ KHz})$ dB
- (3). On any frequency removed from the center of the authorized bandwidth by a displacement Frequency (f_d in KHz) f_0 of more than 12.5 KHz: At least $50 + 10 \log(P)$ dB or 70 dB, whichever is lesser attenuation.

7.2 MEASUREMENT PROCEDURE

- (1) On a test site, the EUT shall be placed on a turntable, and in the position closest to the normal use as declared by the user.
- (2) The test antenna shall be oriented initially for vertical polarization located 3m from the EUT to correspond to the transmitter.
- (3) The output of the antenna shall be connected to the measuring receiver and either a peak or quasi-peak detector was used for the measurement as indicated on the report. The detector selection is based on how close the emission level was approaching the limit.
- (4) The transmitter shall be switched on; if possible, without the modulation and the measurement receiver shall be tuned to the frequency of the transmitter under test.
- (5) The test antenna shall be raised and lowered through the specified range of height until the measuring receiver detects a maximum signal level.
- (6) The transmitter shall then be rotated through 360° in the horizontal plane, until the maximum signal level is detected by the measuring receiver.
- (7) The test antenna shall be raised and lowered again through the specified range of height until the measuring receiver detects a maximum signal level.
- (8) The maximum signal level detected by the measuring receiver shall be noted.
- (9) The measurement shall be repeated with the test antenna set to horizontal polarization.
- (10) Replace the antenna with a proper Antenna (substitution antenna).
- (11) The substitution antenna shall be oriented for vertical polarization and, if necessary, the length of the substitution antenna shall be adjusted to correspond to the frequency of transmitting.
- (12) The substitution antenna shall be connected to a calibrated signal generator.
- (13) If necessary, the input attenuator setting of the measuring receiver shall be adjusted in order to

The results shown in this test report refer only to the sample(s) tested unless otherwise stated and the sample(s) are retained for 30 days only. The document is issued by AGC, this document cannot be reproduced except in full with our prior written permission. The more details and the authenticity of the report will be confirmed at <http://www.agc-cert.com>.

increase the sensitivity of the measuring receiver.

(14)The test antenna shall be raised and lowered through the specified range of the height to ensure that the maximum signal is received.

(15)The input signal to substitution antenna shall be adjusted to the level that produces a level detected by the measuring receiver, that is equal to the level noted while the transmitter radiated power was measured, corrected for the change of input attenuation setting of the measuring receiver.

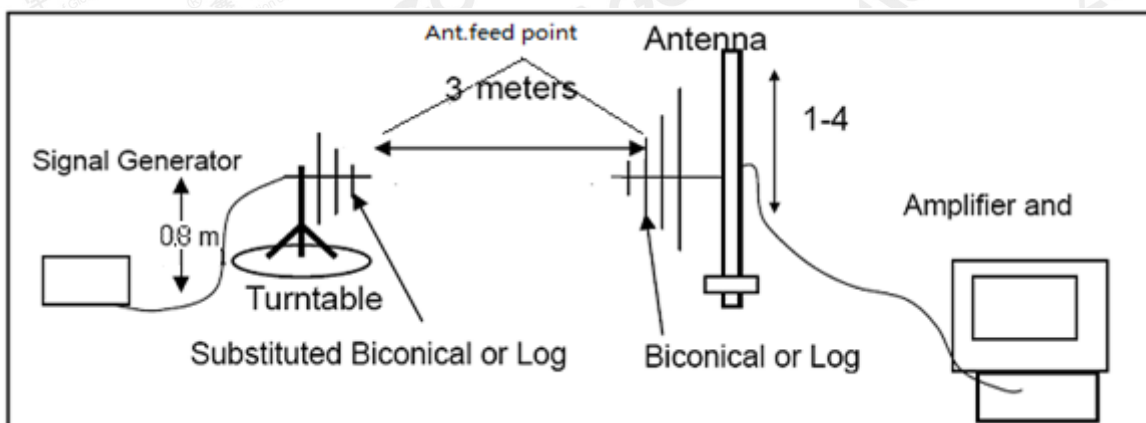
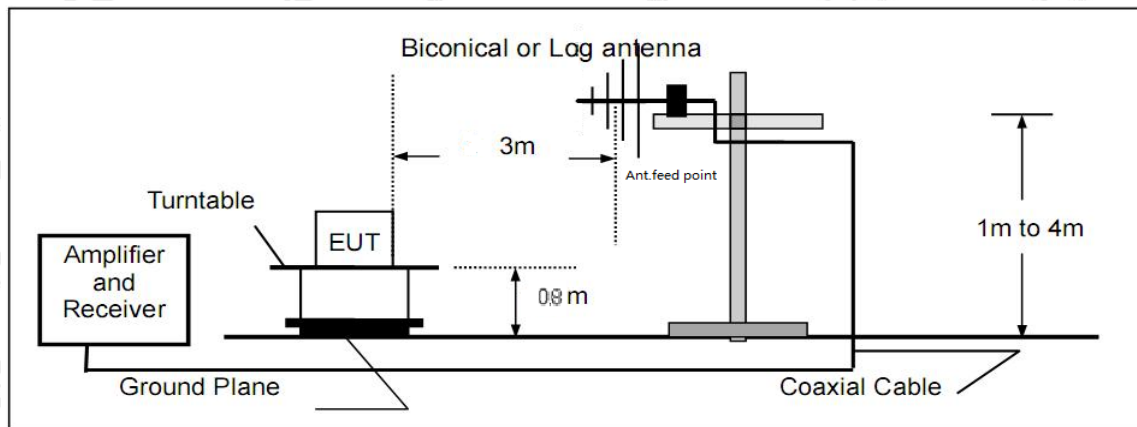
(16)The input level to the substitution antenna shall be recorded as power level in dBm, corrected for any change of input attenuator setting of the measuring receiver.

(17)The measurement shall be repeated with the test antenna and the substitution antenna oriented for horizontal polarization.

7.3 TEST SETUP BLOCK DIAGRAM

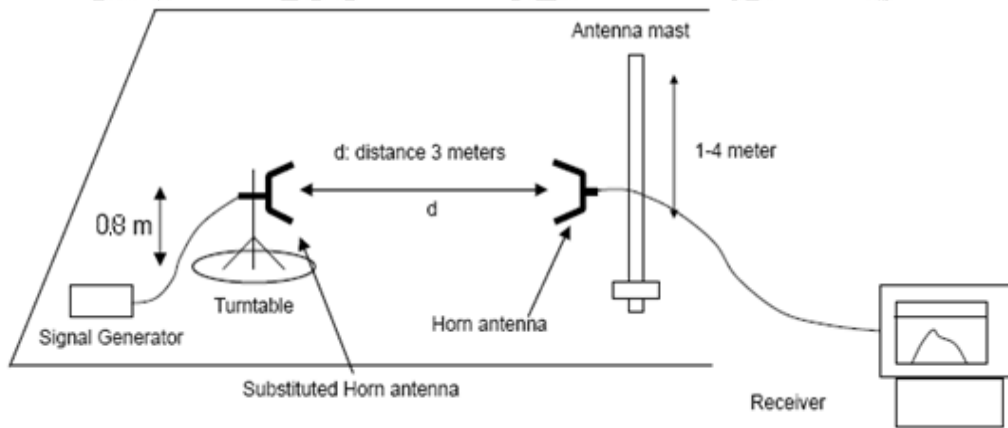
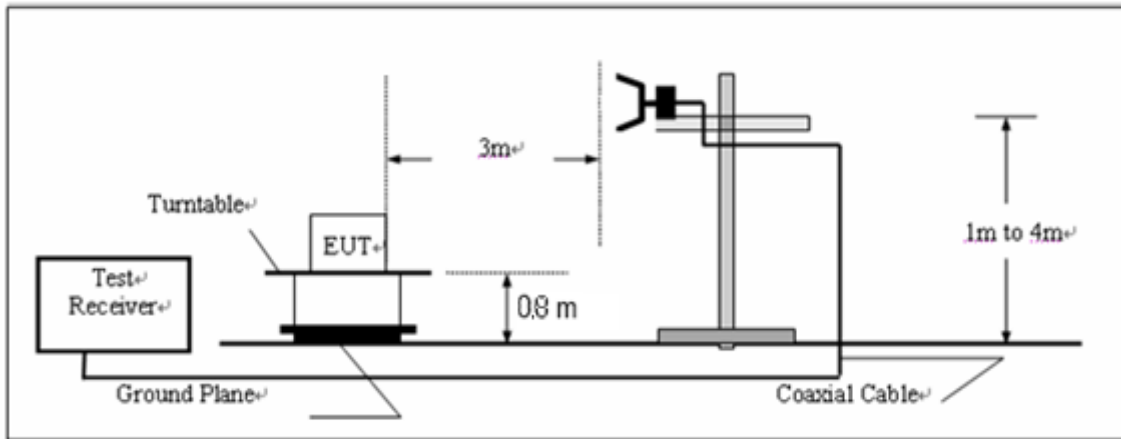
SUBSTITUTION METHOD: (Radiated Emissions)

Radiated Below 1GHz



Radiated Above 1 GHz

The results shown in this test report refer only to the sample(s) tested unless otherwise stated and the sample(s) are retained for 30 days only. The document is issued by AGC, this document cannot be reproduced except in full with our prior written permission. The more details and the authenticity of the report will be confirmed at <http://www.agc-cert.com>.



7.4 MEASUREMENT RESULTS:

Applicable Standard

FCC §2.1053, §22.359 and §90.210

On any frequency removed from the center of the authorized bandwidth by a displacement

Frequency (f_d in KHz) for of more than 12.5 KHz: at least $50+10 \log(P)$ dB or 70 dB, whichever is lesser attenuation.

Test Procedure

The RF output of the EUT was connected to a spectrum analyzer through appropriate attenuation. The resolution bandwidth of the spectrum analyzer was set at 100 kHz for below 1GHz_{th} and 1MHz for above 1GHz. Sufficient scans were taken to show any out of band emissions up to 10 harmonic.

Limit: At least $50+10 \log(P) = 50+10 \log(5) = 57$ (dB)—5W

At least $50+10 \log(P) = 50+10 \log(2.5) = 54$ (dB)—2.5W

At least $50+10 \log(P) = 50+10 \log(1) = 50$ (dB)—1W

At least $50+10 \log(P) = 50+10 \log(0.2) = 43$ (dB)—0.2W

The results shown in this test report refer only to the sample(s) tested unless otherwise stated and the sample(s) are retained for 30 days only. The document is issued by AGC, this document cannot be reproduced except in full with our prior written permission. The more details and the authenticity of the report will be confirmed at <http://www.agc-cert.com>.

VHF:
 Analog:

Measurement Result for 12.5 KHz Channel Separation @ 136.025MHz-5W

Emission Frequency (MHz)	Ant. Polarity(H/V)	Measurement Result Below carrier(dBc)	Limit below carrier(dBc)	Result(P/F)
136.025	H	0		pass
272.050	H	68.15	57	pass
408.08	H	69.29	57	pass
544.100	H	71.68	57	pass
680.125	H	73.25	57	pass
816.150	H	74.64	57	pass
952.175	H	75.54	57	pass
1088.200	H	77.91	57	pass
1224.225	H	78.06	57	pass
1360.250	H	80.36	57	pass

Emission Frequency (MHz)	Ant. Polarity(H/H)	Measurement Result Below carrier(dBc)	Limit below carrier(dBc)	Result(P/F)
136.025	V	0		pass
272.050	V	69.32	57	pass
408.08	V	70.05	57	pass
544.100	V	71.69	57	pass
680.125	V	71.98	57	pass
816.150	V	72.62	57	pass
952.175	V	74.15	57	pass
1088.200	V	76.95	57	pass
1224.225	V	79.34	57	pass
1360.250	V	79.89	57	pass

Measurement Result for 12.5 KHz Channel Separation @ 151.850MHz-5W

Emission Frequency (MHz)	Ant. Polarity(H/V)	Measurement Result Below carrier(dBc)	Limit below carrier(dBc)	Result(P/F)
151.850	H	0		pass
303.700	H	70.25	57	pass
455.550	H	71.85	57	pass
607.400	H	73.61	57	pass
759.250	H	74.91	57	pass
911.100	H	75.65	57	pass
1062.950	H	77.06	57	pass
1214.800	H	79.14	57	pass
1366.650	H	80.65	57	pass
1518.500	H	81.27	57	pass

The results shown in this test report refer only to the sample(s) tested unless otherwise stated and the sample(s) are retained for 30 days only. The document is issued by AGC, this document cannot be reproduced except in full with our prior written permission. The more details and the authenticity of the report will be confirmed at <http://www.agc-cert.com>.

Emission Frequency (MHz)	Ant. Polarity(H/H)	Measurement Result Below carrier(dBc)	Limit below carrier(dBc)	Result(P/F)
151.850	V	0		pass
303.700	V	68.26	57	pass
455.550	V	70.62	57	pass
607.400	V	71.81	57	pass
759.250	V	73.13	57	pass
911.100	V	74.09	57	pass
1062.950	V	77.69	57	pass
1214.800	V	79.81	57	pass
1366.650	V	80.37	57	pass
1518.500	V	81.34	57	pass

Measurement Result for 12.5 KHz Channel Separation @ 155.025MHz-5W

Emission Frequency (MHz)	Ant. Polarity(H/V)	Measurement Result Below carrier(dBc)	Limit below carrier(dBc)	Result(P/F)
155.025	H	0		pass
310.050	H	70.19	57	pass
465.075	H	71.63	57	pass
620.100	H	72.95	57	pass
775.125	H	73.33	57	pass
930.150	H	75.07	57	pass
1085.175	H	76.34	57	pass
1240.200	H	79.67	57	pass
1395.225	H	81.24	57	pass
1550.250	H	82.09	57	pass

Emission Frequency (MHz)	Ant. Polarity(H/H)	Measurement Result Below carrier(dBc)	Limit below carrier(dBc)	Result(P/F)
155.025	V	0		pass
310.050	V	66.05	57	pass
465.075	V	68.17	57	pass
620.100	V	71.29	57	pass
775.125	V	73.84	57	pass
930.150	V	75.62	57	pass
1085.175	V	77.74	57	pass
1240.200	V	79.13	57	pass
1395.225	V	80.88	57	pass
1550.250	V	82.41	57	pass

The results shown in this test report refer only to the sample(s) tested unless otherwise stated and the sample(s) are retained for 30 days only. The document is issued by AGC, this document cannot be reproduced except in full with our prior written permission. The more details and the authenticity of the report will be confirmed at <http://www.agc-cert.com>.

Measurement Result for 12.5 KHz Channel Separation @ 161.610MHz-5W

Emission Frequency (MHz)	Ant. Polarity(H/V)	Measurement Result Below carrier(dBc)	Limit below carrier(dBc)	Result(P/F)
161.610	H	0		pass
323.220	H	69.35	57	pass
484.83	H	70.84	57	pass
646.440	H	71.25	57	pass
808.050	H	73.41	57	pass
969.660	H	75.59	57	pass
1131.270	H	77.16	57	pass
1292.880	H	79.07	57	pass
1454.490	H	81.64	57	pass
1616.100	H	83.49	57	pass

Emission Frequency (MHz)	Ant. Polarity(H/H)	Measurement Result Below carrier(dBc)	Limit below carrier(dBc)	Result(P/F)
161.610	V	0		pass
323.220	V	69.24	57	pass
484.83	V	70.71	57	pass
646.440	V	73.65	57	pass
808.050	V	75.16	57	pass
969.660	V	77.52	57	pass
1131.270	V	79.88	57	pass
1292.880	V	81.43	57	pass
1454.490	V	83.01	57	pass
1616.100	V	83.43	57	pass

Measurement Result for 12.5 KHz Channel Separation @ 173.975MHz-5W

Emission Frequency (MHz)	Ant. Polarity(H/V)	Measurement Result Below carrier(dBc)	Limit below carrier(dBc)	Result(P/F)
173.975	H	0		pass
347.950	H	71.26	57	pass
521.925	H	73.61	57	pass
695.900	H	75.92	57	pass
869.875	H	77.05	57	pass
1043.850	H	78.16	57	pass
1217.825	H	80.22	57	pass
1391.800	H	81.67	57	pass
1565.775	H	83.19	57	pass
1739.750	H	84.89	57	pass

The results shown in this test report refer only to the sample(s) tested unless otherwise stated and the sample(s) are retained for 30 days only. The document is issued by AGC, this document cannot be reproduced except in full with our prior written permission. The more details and the authenticity of the report will be confirmed at <http://www.agc-cert.com>.

Emission Frequency (MHz)	Ant. Polarity(H/V)	Measurement Result Below carrier(dBc)	Limit below carrier(dBc)	Result(P/F)
173.975	V	0		pass
347.950	V	70.26	57	pass
521.925	V	71.58	57	pass
695.900	V	73.41	57	pass
869.875	V	74.69	57	pass
1043.850	V	76.67	57	pass
1217.825	V	79.91	57	pass
1391.800	V	80.34	57	pass
1565.775	V	81.27	57	pass
1739.750	V	82.09	57	pass

Measurement Result for 12.5 KHz Channel Separation @ 136.025MHz-2.5W

Emission Frequency (MHz)	Ant. Polarity(H/V)	Measurement Result Below carrier(dBc)	Limit below carrier(dBc)	Result(P/F)
136.025	H	0		pass
272.050	H	68.34	54	pass
408.08	H	69.19	54	pass
544.100	H	70.23	54	pass
680.125	H	71.02	54	pass
816.150	H	73.89	54	pass
952.175	H	74.27	54	pass
1088.200	H	76.92	54	pass
1224.225	H	79.14	54	pass
1360.250	H	80.96	54	pass

Emission Frequency (MHz)	Ant. Polarity(H/H)	Measurement Result Below carrier(dBc)	Limit below carrier(dBc)	Result(P/F)
136.025	V	0		pass
272.050	V	68.16	54	pass
408.08	V	69.35	54	pass
544.100	V	71.28	54	pass
680.125	V	72.62	54	pass
816.150	V	73.84	54	pass
952.175	V	75.91	54	pass
1088.200	V	77.05	54	pass
1224.225	V	79.34	54	pass
1360.250	V	79.89	54	pass

The results shown in this test report refer only to the sample(s) tested unless otherwise stated and the sample(s) are retained for 30 days only. The document is issued by AGC, this document cannot be reproduced except in full with our prior written permission. The more details and the authenticity of the report will be confirmed at <http://www.agc-cert.com>.

Measurement Result for 12.5 KHz Channel Separation @ 151.850MHz-2.5W

Emission Frequency (MHz)	Ant. Polarity(H/V)	Measurement Result Below carrier(dBc)	Limit below carrier(dBc)	Result(P/F)
151.850	H	0		pass
303.700	H	70.26	54	pass
455.550	H	70.89	54	pass
607.400	H	71.62	54	pass
759.250	H	73.06	54	pass
911.100	H	74.85	54	pass
1062.950	H	75.51	54	pass
1214.800	H	77.68	54	pass
1366.650	H	79.34	54	pass
1518.500	H	80.16	54	pass

Emission Frequency (MHz)	Ant. Polarity(H/H)	Measurement Result Below carrier(dBc)	Limit below carrier(dBc)	Result(P/F)
151.85	V	0		pass
303.7	V	69.35	54	pass
455.55	V	70.01	54	pass
607.4	V	71.53	54	pass
759.25	V	72.89	54	pass
911.1	V	74.28	54	pass
1062.95	V	75.96	54	pass
1214.8	V	77.51	54	pass
1366.65	V	79.36	54	pass
1518.5	V	79.89	54	pass

Measurement Result for 12.5 KHz Channel Separation @ 155.025MHz-2.5W

Emission Frequency (MHz)	Ant. Polarity(H/V)	Measurement Result Below carrier(dBc)	Limit below carrier(dBc)	Result(P/F)
155.025	H	0		pass
310.050	H	68.49	54	pass
465.075	H	69.68	54	pass
620.100	H	70.24	54	pass
775.125	H	71.68	54	pass
930.150	H	73.52	54	pass
1085.175	H	75.91	54	pass
1240.200	H	77.76	54	pass
1395.225	H	78.38	54	pass
1550.250	H	79.91	54	pass

The results shown in this test report refer only to the sample(s) tested unless otherwise stated and the sample(s) are retained for 30 days only. The document is issued by AGC, this document cannot be reproduced except in full with our prior written permission. The more details and the authenticity of the report will be confirmed at <http://www.agc-cert.com>.

Emission Frequency (MHz)	Ant. Polarity(H/H)	Measurement Result Below carrier(dBc)	Limit below carrier(dBc)	Result(P/F)
155.025	V	0		pass
310.050	V	67.54	54	pass
465.075	V	68.86	54	pass
620.100	V	69.92	54	pass
775.125	V	70.24	54	pass
930.150	V	71.06	54	pass
1085.175	V	73.64	54	pass
1240.200	V	75.83	54	pass
1395.225	V	77.42	54	pass
1550.250	V	79.69	54	pass

Measurement Result for 12.5 KHz Channel Separation @ 161.10MHz-2.5W

Emission Frequency (MHz)	Ant. Polarity(H/V)	Measurement Result Below carrier(dBc)	Limit below carrier(dBc)	Result(P/F)
161.610	H	0		pass
323.220	H	70.34	54	pass
484.830	H	71.59	54	pass
646.440	H	73.18	54	pass
808.050	H	74.61	54	pass
969.660	H	76.82	54	pass
1131.270	H	77.98	54	pass
1292.880	H	79.13	54	pass
1454.490	H	80.07	54	pass
1616.100	H	81.74	54	pass

Emission Frequency (MHz)	Ant. Polarity(H/V)	Measurement Result Below carrier(dBc)	Limit below carrier(dBc)	Result(P/F)
173.975	V	0		pass
347.950	V	70.26	54	pass
521.925	V	71.56	54	pass
695.900	V	73.06	54	pass
869.875	V	73.89	54	pass
1043.850	V	75.28	54	pass
1217.825	V	77.82	54	pass
1391.800	V	79.41	54	pass
1565.775	V	80.34	54	pass
1739.750	V	81.69	54	pass

The results shown in this test report refer only to the sample(s) tested unless otherwise stated and the sample(s) are retained for 30 days only. The document is issued by AGC, this document cannot be reproduced except in full with our prior written permission. The more details and the authenticity of the report will be confirmed at <http://www.agc-cert.com>.

Measurement Result for 12.5 KHz Channel Separation @ 173.975MHz-2.5W

Emission Frequency (MHz)	Ant. Polarity(H/V)	Measurement Result Below carrier(dBc)	Limit below carrier(dBc)	Result(P/F)
173.975	H	0		pass
347.950	H	70.34	54	pass
521.925	H	71.59	54	pass
695.900	H	71.99	54	pass
869.875	H	73.07	54	pass
1043.850	H	74.59	54	pass
1217.825	H	75.63	54	pass
1391.800	H	77.16	54	pass
1565.775	H	79.58	54	pass
1739.750	H	80.34	54	pass

Emission Frequency (MHz)	Ant. Polarity(H/V)	Measurement Result Below carrier(dBc)	Limit below carrier(dBc)	Result(P/F)
173.975	V	0		pass
347.950	V	69.35	54	pass
521.925	V	71.46	54	pass
695.900	V	73.28	54	pass
869.875	V	74.61	54	pass
1043.850	V	77.82	54	pass
1217.825	V	78.46	54	pass
1391.800	V	79.24	54	pass
1565.775	V	79.99	54	pass
1739.750	V	81.03	54	pass

Measurement Result for 12.5 KHz Channel Separation @ 136.025MHz-1W

Emission Frequency (MHz)	Ant. Polarity(H/V)	Measurement Result Below carrier(dBc)	Limit below carrier(dBc)	Result(P/F)
136.025	H	0		pass
272.050	H	70.25	50	pass
408.08	H	71.26	50	pass
544.100	H	73.68	50	pass
680.125	H	75.28	50	pass
816.150	H	77.69	50	pass
952.175	H	78.16	50	pass
1088.200	H	79.64	50	pass
1224.225	H	80.21	50	pass
1360.250	H	81.69	50	pass

The results shown in this test report refer only to the sample(s) tested unless otherwise stated and the sample(s) are retained for 30 days only. The document is issued by AGC, this document cannot be reproduced except in full with our prior written permission. The more details and the authenticity of the report will be confirmed at <http://www.agc-cert.com>.

Emission Frequency (MHz)	Ant. Polarity(H/H)	Measurement Result Below carrier(dBc)	Limit below carrier(dBc)	Result(P/F)
136.025	V	0		pass
272.050	V	68.64	50	pass
408.08	V	70.25	50	pass
544.100	V	71.64	50	pass
680.125	V	73.33	50	pass
816.150	V	75.58	50	pass
952.175	V	77.49	50	pass
1088.200	V	79.13	50	pass
1224.225	V	80.36	50	pass
1360.250	V	81.47	50	pass

Measurement Result for 12.5 KHz Channel Separation @ 151.850MHz-1W

Emission Frequency (MHz)	Ant. Polarity(H/V)	Measurement Result Below carrier(dBc)	Limit below carrier(dBc)	Result(P/F)
151.850	H	0		pass
303.700	H	70.24	50	pass
455.550	H	71.69	50	pass
607.400	H	72.51	50	pass
759.250	H	74.36	50	pass
911.100	H	75.88	50	pass
1062.950	H	78.17	50	pass
1214.800	H	78.96	50	pass
1366.650	H	79.76	50	pass
1518.500	H	80.27	50	pass

Emission Frequency (MHz)	Ant. Polarity(H/H)	Measurement Result Below carrier(dBc)	Limit below carrier(dBc)	Result(P/F)
151.850	V	0		pass
303.700	V	70.34	50	pass
455.550	V	71.29	50	pass
607.400	V	73.58	50	pass
759.250	V	74.81	50	pass
911.100	V	76.69	50	pass
1062.950	V	77.05	50	pass
1214.800	V	77.89	50	pass
1366.650	V	79.67	50	pass
1518.500	V	80.21	50	pass

The results shown in this test report refer only to the sample(s) tested unless otherwise stated and the sample(s) are retained for 30 days only. The document is issued by AGC, this document cannot be reproduced except in full with our prior written permission. The more details and the authenticity of the report will be confirmed at <http://www.agc-cert.com>.

Measurement Result for 12.5 KHz Channel Separation @ 155.025MHz-1W

Emission Frequency (MHz)	Ant. Polarity(H/V)	Measurement Result Below carrier(dBc)	Limit below carrier(dBc)	Result(P/F)
155.025	H	0		pass
310.050	H	70.26	50	pass
465.075	H	70.85	50	pass
620.100	H	72.36	50	pass
775.125	H	73.01	50	pass
930.150	H	74.89	50	pass
1085.175	H	75.68	50	pass
1240.200	H	77.49	50	pass
1395.225	H	79.62	50	pass
1550.250	H	80.33	50	pass

Emission Frequency (MHz)	Ant. Polarity(H/H)	Measurement Result Below carrier(dBc)	Limit below carrier(dBc)	Result(P/F)
155.025	V	0		pass
310.050	V	70.25	50	pass
465.075	V	71.33	50	pass
620.100	V	73.58	50	pass
775.125	V	74.16	50	pass
930.150	V	75.59	50	pass
1085.175	V	78.13	50	pass
1240.200	V	79.22	50	pass
1395.225	V	79.86	50	pass
1550.250	V	81.25	50	pass

Measurement Result for 12.5 KHz Channel Separation @ 161.610MHz-1W

Emission Frequency (MHz)	Ant. Polarity(H/V)	Measurement Result Below carrier(dBc)	Limit below carrier(dBc)	Result(P/F)
161.610	H	0		pass
323.220	H	69.35	50	pass
484.83	H	70.25	50	pass
646.440	H	71.06	50	pass
808.050	H	73.58	50	pass
969.660	H	74.96	50	pass
1131.270	H	76.24	50	pass
1292.880	H	78.52	50	pass
1454.490	H	79.96	50	pass
1616.100	H	81.24	50	pass

The results shown in this test report refer only to the sample(s) tested unless otherwise stated and the sample(s) are retained for 30 days only. The document is issued by AGC, this document cannot be reproduced except in full with our prior written permission. The more details and the authenticity of the report will be confirmed at <http://www.agc-cert.com>.

Emission Frequency (MHz)	Ant. Polarity(H/H)	Measurement Result Below carrier(dBc)	Limit below carrier(dBc)	Result(P/F)
161.610	V	0		pass
323.220	V	69.69	50	pass
484.83	V	69.81	50	pass
646.440	V	70.65	50	pass
808.050	V	72.87	50	pass
969.660	V	74.59	50	pass
1131.270	V	76.68	50	pass
1292.880	V	77.84	50	pass
1454.490	V	79.62	50	pass
1616.100	V	80.16	50	pass

Measurement Result for 12.5 KHz Channel Separation @ 173.975MHz-1W

Emission Frequency (MHz)	Ant. Polarity(H/V)	Measurement Result Below carrier(dBc)	Limit below carrier(dBc)	Result(P/F)
173.975	H	0		pass
347.950	H	69.84	50	pass
521.925	H	70.26	50	pass
695.900	H	71.59	50	pass
869.875	H	73.64	50	pass
1043.850	H	75.58	50	pass
1217.825	H	77.61	50	pass
1391.800	H	79.86	50	pass
1565.775	H	81.25	50	pass
1739.750	H	82.67	50	pass

Emission Frequency (MHz)	Ant. Polarity(H/V)	Measurement Result Below carrier(dBc)	Limit below carrier(dBc)	Result(P/F)
173.975	V	0		pass
347.950	V	70.52	50	pass
521.925	V	72.63	50	pass
695.900	V	73.05	50	pass
869.875	V	75.91	50	pass
1043.850	V	77.88	50	pass
1217.825	V	78.62	50	pass
1391.800	V	79.48	50	pass
1565.775	V	81.59	50	pass
1739.750	V	82.33	50	pass

The results shown in this test report refer only to the sample(s) tested unless otherwise stated and the sample(s) are retained for 30 days only. The document is issued by AGC, this document cannot be reproduced except in full with our prior written permission. The more details and the authenticity of the report will be confirmed at <http://www.agc-cert.com>.

Measurement Result for 12.5 KHz Channel Separation @ 136.025MHz-0.2W

Emission Frequency (MHz)	Ant. Polarity(H/V)	Measurement Result Below carrier(dBc)	Limit below carrier(dBc)	Result(P/F)
136.025	H	0		pass
272.050	H	70.26	43	pass
408.08	H	71.69	43	pass
544.100	H	73.48	43	pass
680.125	H	74.41	43	pass
816.150	H	75.11	43	pass
952.175	H	77.85	43	pass
1088.200	H	78.43	43	pass
1224.225	H	79.82	43	pass
1360.250	H	80.26	43	pass

Emission Frequency (MHz)	Ant. Polarity(H/H)	Measurement Result Below carrier(dBc)	Limit below carrier(dBc)	Result(P/F)
136.025	V	0		pass
272.050	V	70.36	43	pass
408.08	V	71.51	43	pass
544.100	V	72.86	43	pass
680.125	V	73.39	43	pass
816.150	V	74.58	43	pass
952.175	V	76.19	43	pass
1088.200	V	77.95	43	pass
1224.225	V	78.82	43	pass
1360.250	V	80.11	43	pass

Measurement Result for 12.5 KHz Channel Separation @ 151.850MHz-0.2W

Emission Frequency (MHz)	Ant. Polarity(H/V)	Measurement Result Below carrier(dBc)	Limit below carrier(dBc)	Result(P/F)
151.850	H	0		pass
303.700	H	69.85	43	pass
455.550	H	70.52	43	pass
607.400	H	72.45	43	pass
759.250	H	73.69	43	pass
911.100	H	75.52	43	pass
1062.950	H	76.91	43	pass
1214.800	H	77.89	43	pass
1366.650	H	79.11	43	pass
1518.500	H	81.27	43	pass

The results shown in this test report refer only to the sample(s) tested unless otherwise stated and the sample(s) are retained for 30 days only. The document is issued by AGC, this document cannot be reproduced except in full with our prior written permission. The more details and the authenticity of the report will be confirmed at <http://www.agc-cert.com>.

Emission Frequency (MHz)	Ant. Polarity(H/H)	Measurement Result Below carrier(dBc)	Limit below carrier(dBc)	Result(P/F)
151.85	V	0		pass
303.7	V	70.62	43	pass
455.55	V	71.74	43	pass
607.4	V	72.18	43	pass
759.25	V	74.42	43	pass
911.1	V	76.95	43	pass
1062.95	V	78.51	43	pass
1214.8	V	79.62	43	pass
1366.65	V	81.24	43	pass
1518.5	V	82.68	43	pass

Measurement Result for 12.5 KHz Channel Separation @ 155.025MHz-0.2W

Emission Frequency (MHz)	Ant. Polarity(H/V)	Measurement Result Below carrier(dBc)	Limit below carrier(dBc)	Result(P/F)
155.025	H	0		pass
310.050	H	70.26	43	pass
465.075	H	71.51	43	pass
620.100	H	73.95	43	pass
775.125	H	75.42	43	pass
930.150	H	76.82	43	pass
1085.175	H	78.18	43	pass
1240.200	H	79.64	43	pass
1395.225	H	80.27	43	pass
1550.250	H	81.88	43	pass

Emission Frequency (MHz)	Ant. Polarity(H/H)	Measurement Result Below carrier(dBc)	Limit below carrier(dBc)	Result(P/F)
155.025	V	0		pass
310.050	V	69.85	43	pass
465.075	V	70.26	43	pass
620.100	V	71.69	43	pass
775.125	V	73.21	43	pass
930.150	V	74.58	43	pass
1085.175	V	76.75	43	pass
1240.200	V	78.19	43	pass
1395.225	V	80.25	43	pass
1550.250	V	81.49	43	pass

The results shown in this test report refer only to the sample(s) tested unless otherwise stated and the sample(s) are retained for 30 days only. The document is issued by AGC, this document cannot be reproduced except in full with our prior written permission. The more details and the authenticity of the report will be confirmed at <http://www.agc-cert.com>.

Measurement Result for 12.5 KHz Channel Separation @ 161.10MHz-0.2W

Emission Frequency (MHz)	Ant. Polarity(H/V)	Measurement Result Below carrier(dBc)	Limit below carrier(dBc)	Result(P/F)
161.610	H	0		pass
323.220	H	69.36	43	pass
484.830	H	70.25	43	pass
646.440	H	70.88	43	pass
808.050	H	72.64	43	pass
969.660	H	74.59	43	pass
1131.270	H	76.91	43	pass
1292.880	H	77.14	43	pass
1454.490	H	79.62	43	pass
1616.100	H	80.08	43	pass

Emission Frequency (MHz)	Ant. Polarity(H/V)	Measurement Result Below carrier(dBc)	Limit below carrier(dBc)	Result(P/F)
173.975	V	0		pass
347.950	V	68.52	43	pass
521.925	V	69.77	43	pass
695.900	V	70.28	43	pass
869.875	V	72.26	43	pass
1043.850	V	74.85	43	pass
1217.825	V	76.91	43	pass
1391.800	V	77.28	43	pass
1565.775	V	79.43	43	pass
1739.750	V	80.17	43	pass

Measurement Result for 12.5 KHz Channel Separation @ 173.975MHz-0.2W

Emission Frequency (MHz)	Ant. Polarity(H/V)	Measurement Result Below carrier(dBc)	Limit below carrier(dBc)	Result(P/F)
173.975	H	0		pass
347.950	H	69.58	43	pass
521.925	H	71.52	43	pass
695.900	H	72.69	43	pass
869.875	H	73.33	43	pass
1043.850	H	75.89	43	pass
1217.825	H	77.15	43	pass
1391.800	H	78.43	43	pass
1565.775	H	80.24	43	pass
1739.750	H	81.58	43	pass

The results shown in this test report refer only to the sample(s) tested unless otherwise stated and the sample(s) are retained for 30 days only. The document is issued by AGC, this document cannot be reproduced except in full with our prior written permission. The more details and the authenticity of the report will be confirmed at <http://www.agc-cert.com>.

Emission Frequency (MHz)	Ant. Polarity(H/V)	Measurement Result Below carrier(dBc)	Limit below carrier(dBc)	Result(P/F)
173.975	V	0		pass
347.950	V	68.42	43	pass
521.925	V	71.96	43	pass
695.900	V	72.51	43	pass
869.875	V	73.36	43	pass
1043.850	V	75.58	43	pass
1217.825	V	76.91	43	pass
1391.800	V	77.82	43	pass
1565.775	V	79.42	43	pass
1739.750	V	81.31	43	pass

Digital:
Measurement Result for 12.5 KHz Channel Separation @ 136.025MHz-5W

Emission Frequency (MHz)	Ant. Polarity(H/V)	Measurement Result Below carrier(dBc)	Limit below carrier(dBc)	Result(P/F)
136.025	H	0		pass
272.050	H	69.86	57	pass
408.08	H	70.24	57	pass
544.100	H	71.58	57	pass
680.125	H	73.69	57	pass
816.150	H	75.82	57	pass
952.175	H	77.66	57	pass
1088.200	H	79.31	57	pass
1224.225	H	81.25	57	pass
1360.250	H	82.69	57	pass

Emission Frequency (MHz)	Ant. Polarity(H/V)	Measurement Result Below carrier(dBc)	Limit below carrier(dBc)	Result(P/F)
136.025	V	0		pass
272.050	V	68.26	57	pass
408.08	V	69.83	57	pass
544.100	V	70.26	57	pass
680.125	V	71.55	57	pass
816.150	V	73.64	57	pass
952.175	V	74.92	57	pass
1088.200	V	76.88	57	pass
1224.225	V	78.43	57	pass
1360.250	V	79.86	57	pass

The results shown in this test report refer only to the sample(s) tested unless otherwise stated and the sample(s) are retained for 30 days only. The document is issued by AGC, this document cannot be reproduced except in full with our prior written permission. The more details and the authenticity of the report will be confirmed at <http://www.agc-cert.com>.

Measurement Result for 12.5 KHz Channel Separation @ 151.850MHz-5W

Emission Frequency (MHz)	Ant. Polarity(H/V)	Measurement Result Below carrier(dBc)	Limit below carrier(dBc)	Result(P/F)
151.850	H	0		pass
303.700	H	69.65	57	pass
455.55	H	70.02	57	pass
607.400	H	71.58	57	pass
759.250	H	73.64	57	pass
911.100	H	76.92	57	pass
1062.950	H	77.86	57	pass
1214.800	H	79.43	57	pass
1366.650	H	81.47	57	pass
1518.500	H	83.64	57	pass

Emission Frequency (MHz)	Ant. Polarity(H/V)	Measurement Result Below carrier(dBc)	Limit below carrier(dBc)	Result(P/F)
151.850	V	0		pass
303.700	V	68.71	57	pass
455.55	V	69.82	57	pass
607.400	V	71.63	57	pass
759.250	V	73.88	57	pass
911.100	V	75.91	57	pass
1062.950	V	77.68	57	pass
1214.800	V	79.28	57	pass
1366.650	V	80.52	57	pass
1518.500	V	83.69	57	pass

Measurement Result for 12.5 KHz Channel Separation @ 155.025MHz-5W

Emission Frequency (MHz)	Ant. Polarity(H/V)	Measurement Result Below carrier(dBc)	Limit below carrier(dBc)	Result(P/F)
155.025	H	0		pass
310.050	H	69.47	57	pass
465.075	H	70.25	57	pass
620.100	H	72.69	57	pass
775.125	H	74.78	57	pass
930.150	H	75.06	57	pass
1085.175	H	76.91	57	pass
1240.200	H	78.43	57	pass
1395.225	H	79.62	57	pass
1550.250	H	81.27	57	pass

The results shown in this test report refer only to the sample(s) tested unless otherwise stated and the sample(s) are retained for 30 days only. The document is issued by AGC, this document cannot be reproduced except in full with our prior written permission. The more details and the authenticity of the report will be confirmed at <http://www.agc-cert.com>.

Emission Frequency (MHz)	Ant. Polarity(H/H)	Measurement Result Below carrier(dBc)	Limit below carrier(dBc)	Result(P/F)
155.025	V	0		pass
310.050	V	69.58	57	pass
465.08	V	71.54	57	pass
620.100	V	73.28	57	pass
775.125	V	74.16	57	pass
930.150	V	75.59	57	pass
1085.175	V	77.34	57	pass
1240.200	V	79.28	57	pass
1395.225	V	81.22	57	pass
1550.250	V	83.69	57	pass

Measurement Result for 12.5 KHz Channel Separation @ 161.61MHz-5W

Emission Frequency (MHz)	Ant. Polarity(H/V)	Measurement Result Below carrier(dBc)	Limit below carrier(dBc)	Result(P/F)
161.610	H	0		pass
323.220	H	69.86	57	pass
484.83	H	70.52	57	pass
646.440	H	72.93	57	pass
808.050	H	74.52	57	pass
969.660	H	76.91	57	pass
1131.270	H	78.59	57	pass
1292.880	H	79.11	57	pass
1454.490	H	80.24	57	pass
1616.100	H	82.36	57	pass

Emission Frequency (MHz)	Ant. Polarity(H/V)	Measurement Result Below carrier(dBc)	Limit below carrier(dBc)	Result(P/F)
161.610	V	0		pass
323.220	V	70.26	57	pass
484.83	V	71.58	57	pass
646.440	V	73.67	57	pass
808.050	V	75.88	57	pass
969.660	V	76.91	57	pass
1131.270	V	78.24	57	pass
1292.880	V	79.52	57	pass
1454.490	V	80.26	57	pass
1616.100	V	82.47	57	pass

The results shown in this test report refer only to the sample(s) tested unless otherwise stated and the sample(s) are retained for 30 days only. The document is issued by AGC, this document cannot be reproduced except in full with our prior written permission. The more details and the authenticity of the report will be confirmed at <http://www.agc-cert.com>.

Measurement Result for 12.5 KHz Channel Separation @ 173.975MHz-5W

Emission Frequency (MHz)	Ant. Polarity(H/V)	Measurement Result Below carrier(dBc)	Limit below carrier(dBc)	Result(P/F)
173.975	H	0		pass
347.950	H	69.52	57	pass
521.925	H	70.25	57	pass
695.900	H	72.36	57	pass
869.875	H	74.59	57	pass
1043.850	H	76.02	57	pass
1217.825	H	78.91	57	pass
1391.800	H	79.25	57	pass
1565.775	H	80.24	57	pass
1739.750	H	81.47	57	pass

Emission Frequency (MHz)	Ant. Polarity(H/V)	Measurement Result Below carrier(dBc)	Limit below carrier(dBc)	Result(P/F)
173.975	V	0		pass
347.950	V	70.45	57	pass
521.925	V	72.86	57	pass
695.900	V	74.59	57	pass
869.875	V	75.61	57	pass
1043.850	V	77.45	57	pass
1217.825	V	78.91	57	pass
1391.800	V	79.68	57	pass
1565.775	V	81.34	57	pass
1739.750	V	83.69	57	pass

Measurement Result for 12.5 KHz Channel Separation @ 136.025MHz-2.5W

Emission Frequency (MHz)	Ant. Polarity(H/V)	Measurement Result Below carrier(dBc)	Limit below carrier(dBc)	Result(P/F)
136.025	H	0		pass
272.050	H	71.26	54	pass
408.08	H	73.62	54	pass
544.100	H	74.58	54	pass
680.125	H	76.92	54	pass
816.150	H	78.14	54	pass
952.175	H	79.63	54	pass
1088.200	H	80.24	54	pass
1224.225	H	83.36	54	pass
1360.250	H	82.21	54	pass

The results shown in this test report refer only to the sample(s) tested unless otherwise stated and the sample(s) are retained for 30 days only. The document is issued by AGC, this document cannot be reproduced except in full with our prior written permission. The more details and the authenticity of the report will be confirmed at <http://www.agc-cert.com>.

Emission Frequency (MHz)	Ant. Polarity(H/H)	Measurement Result Below carrier(dBc)	Limit below carrier(dBc)	Result(P/F)
136.025	V	0		pass
272.050	V	70.26	54	pass
408.08	V	71.69	54	pass
544.100	V	73.58	54	pass
680.125	V	76.92	54	pass
816.150	V	77.08	54	pass
952.175	V	79.63	54	pass
1088.200	V	80.26	54	pass
1224.225	V	81.87	54	pass
1360.250	V	82.69	54	pass

Measurement Result for 12.5 KHz Channel Separation @ 151.850MHz-2.5W

Emission Frequency (MHz)	Ant. Polarity(H/V)	Measurement Result Below carrier(dBc)	Limit below carrier(dBc)	Result(P/F)
151.850	H	0		pass
303.700	H	68.35	54	pass
455.55	H	69.84	54	pass
607.400	H	70.25	54	pass
759.250	H	72.69	54	pass
911.100	H	74.28	54	pass
1062.950	H	75.02	54	pass
1214.800	H	77.39	54	pass
1366.650	H	79.15	54	pass
1518.500	H	80.26	54	pass

Emission Frequency (MHz)	Ant. Polarity(H/H)	Measurement Result Below carrier(dBc)	Limit below carrier(dBc)	Result(P/F)
151.850	V	0		pass
303.700	V	69.95	54	pass
455.55	V	71.28	54	pass
607.400	V	73.61	54	pass
759.250	V	74.58	54	pass
911.100	V	76.93	54	pass
1062.950	V	77.12	54	pass
1214.800	V	79.62	54	pass
1366.650	V	80.47	54	pass
1518.500	V	81.36	54	pass

The results shown in this test report refer only to the sample(s) tested unless otherwise stated and the sample(s) are retained for 30 days only. The document is issued by AGC, this document cannot be reproduced except in full with our prior written permission. The more details and the authenticity of the report will be confirmed at <http://www.agc-cert.com>.

Measurement Result for 12.5 KHz Channel Separation @ 155.025MHz-2.5W

Emission Frequency (MHz)	Ant. Polarity(H/V)	Measurement Result Below carrier(dBc)	Limit below carrier(dBc)	Result(P/F)
155.025	H	0		pass
310.050	H	70.32	54	pass
465.075	H	72.59	54	pass
620.100	H	73.61	54	pass
775.125	H	75.88	54	pass
930.150	H	76.93	54	pass
1085.175	H	78.02	54	pass
1240.200	H	79.64	54	pass
1395.225	H	80.59	54	pass
1550.250	H	81.74	54	pass

Emission Frequency (MHz)	Ant. Polarity(H/H)	Measurement Result Below carrier(dBc)	Limit below carrier(dBc)	Result(P/F)
155.025	V	0		pass
310.050	V	70.31	54	pass
465.075	V	72.56	54	pass
620.100	V	74.58	54	pass
775.125	V	76.36	54	pass
930.150	V	78.91	54	pass
1085.175	V	79.35	54	pass
1240.200	V	80.24	54	pass
1395.225	V	82.61	54	pass
1550.250	V	84.29	54	pass

Measurement Result for 12.5 KHz Channel Separation @ 161.610MHz-2.5W

Emission Frequency (MHz)	Ant. Polarity(H/V)	Measurement Result Below carrier(dBc)	Limit below carrier(dBc)	Result(P/F)
161.610	H	0		pass
323.220	H	70.62	54	pass
484.83	H	72.59	54	pass
646.440	H	74.06	54	pass
808.050	H	75.88	54	pass
969.660	H	77.91	54	pass
1131.270	H	79.68	54	pass
1292.880	H	80.26	54	pass
1454.490	H	82.34	54	pass
1616.100	H	83.09	54	pass

The results shown in this test report refer only to the sample(s) tested unless otherwise stated and the sample(s) are retained for 30 days only. The document is issued by AGC, this document cannot be reproduced except in full with our prior written permission. The more details and the authenticity of the report will be confirmed at <http://www.agc-cert.com>.

Emission Frequency (MHz)	Ant. Polarity(H/H)	Measurement Result Below carrier(dBc)	Limit below carrier(dBc)	Result(P/F)
161.610	V	0		pass
323.220	V	69.36	54	pass
484.83	V	71.24	54	pass
646.440	V	73.36	54	pass
808.050	V	75.92	54	pass
969.660	V	77.15	54	pass
1131.270	V	78.61	54	pass
1292.880	V	79.58	54	pass
1454.490	V	80.24	54	pass
1616.100	V	81.26	54	pass

Measurement Result for 12.5 KHz Channel Separation @ 173.975MHz-2.5W

Emission Frequency (MHz)	Ant. Polarity(H/V)	Measurement Result Below carrier(dBc)	Limit below carrier(dBc)	Result(P/F)
173.975	H	0		pass
347.950	H	70.26	54	pass
521.925	H	71.52	54	pass
695.900	H	73.65	54	pass
869.875	H	75.59	54	pass
1043.850	H	77.26	54	pass
1217.825	H	78.13	54	pass
1391.800	H	79.58	54	pass
1565.775	H	80.24	54	pass
1739.750	H	81.11	54	pass

Emission Frequency (MHz)	Ant. Polarity(H/V)	Measurement Result Below carrier(dBc)	Limit below carrier(dBc)	Result(P/F)
173.975	V	0		pass
347.950	V	72.36	54	pass
521.925	V	73.47	54	pass
695.900	V	75.29	54	pass
869.875	V	76.11	54	pass
1043.850	V	77.85	54	pass
1217.825	V	79.31	54	pass
1391.800	V	80.24	54	pass
1565.775	V	83.64	54	pass
1739.750	V	82.92	54	pass

The results shown in this test report refer only to the sample(s) tested unless otherwise stated and the sample(s) are retained for 30 days only. The document is issued by AGC, this document cannot be reproduced except in full with our prior written permission. The more details and the authenticity of the report will be confirmed at <http://www.agc-cert.com>.

Measurement Result for 12.5 KHz Channel Separation @ 136.025MHz-1W

Emission Frequency (MHz)	Ant. Polarity(H/V)	Measurement Result Below carrier(dBc)	Limit below carrier(dBc)	Result(P/F)
136.025	H	0		pass
272.050	H	68.39	50	pass
408.08	H	69.74	50	pass
544.100	H	70.24	50	pass
680.125	H	71.26	50	pass
816.150	H	73.69	50	pass
952.175	H	75.82	50	pass
1088.200	H	77.03	50	pass
1224.225	H	78.69	50	pass
1360.250	H	79.24	50	pass

Emission Frequency (MHz)	Ant. Polarity(H/V)	Measurement Result Below carrier(dBc)	Limit below carrier(dBc)	Result(P/F)
136.025	V	0		pass
272.050	V	69.34	50	pass
408.08	V	70.58	50	pass
544.100	V	71.42	50	pass
680.125	V	73.28	50	pass
816.150	V	75.11	50	pass
952.175	V	77.84	50	pass
1088.200	V	79.34	50	pass
1224.225	V	81.24	50	pass
1360.250	V	83.36	50	pass

Measurement Result for 12.5 KHz Channel Separation @ 151.850MHz-1W

Emission Frequency (MHz)	Ant. Polarity(H/V)	Measurement Result Below carrier(dBc)	Limit below carrier(dBc)	Result(P/F)
151.850	H	0		pass
303.700	H	69.64	50	pass
455.55	H	70.26	50	pass
607.400	H	71.69	50	pass
759.250	H	73.58	50	pass
911.100	H	75.52	50	pass
1062.950	H	77.89	50	pass
1214.800	H	78.16	50	pass
1366.650	H	79.82	50	pass
1518.500	H	80.24	50	pass

The results shown in this test report refer only to the sample(s) tested unless otherwise stated and the sample(s) are retained for 30 days only. The document is issued by AGC, this document cannot be reproduced except in full with our prior written permission. The more details and the authenticity of the report will be confirmed at <http://www.agc-cert.com>.

Emission Frequency (MHz)	Ant. Polarity(H/V)	Measurement Result Below carrier(dBc)	Limit below carrier(dBc)	Result(P/F)
151.850	V	0		pass
303.700	V	68.32	50	pass
455.55	V	69.95	50	pass
607.400	V	71.28	50	pass
759.250	V	73.11	50	pass
911.100	V	75.82	50	pass
1062.950	V	76.92	50	pass
1214.800	V	78.16	50	pass
1366.650	V	79.87	50	pass
1518.500	V	82.64	50	pass

Measurement Result for 12.5 KHz Channel Separation @ 155.025MHz-1W

Emission Frequency (MHz)	Ant. Polarity(H/V)	Measurement Result Below carrier(dBc)	Limit below carrier(dBc)	Result(P/F)
155.025	H	0		pass
310.050	H	71.26	50	pass
465.075	H	73.18	50	pass
620.100	H	74.69	50	pass
775.125	H	75.82	50	pass
930.150	H	76.91	50	pass
1085.175	H	77.04	50	pass
1240.200	H	79.64	50	pass
1395.225	H	80.34	50	pass
1550.250	H	81.27	50	pass

Emission Frequency (MHz)	Ant. Polarity(H/H)	Measurement Result Below carrier(dBc)	Limit below carrier(dBc)	Result(P/F)
155.025	V	0		pass
310.050	V	70.26	50	pass
465.08	V	71.59	50	pass
620.100	V	73.64	50	pass
775.125	V	75.89	50	pass
930.150	V	76.14	50	pass
1085.175	V	77.88	50	pass
1240.200	V	79.42	50	pass
1395.225	V	81.64	50	pass
1550.250	V	82.47	50	pass

The results shown in this test report refer only to the sample(s) tested unless otherwise stated and the sample(s) are retained for 30 days only. The document is issued by AGC, this document cannot be reproduced except in full with our prior written permission. The more details and the authenticity of the report will be confirmed at <http://www.agc-cert.com>.

Measurement Result for 12.5 KHz Channel Separation @ 161.61MHz-1W

Emission Frequency (MHz)	Ant. Polarity(H/V)	Measurement Result Below carrier(dBc)	Limit below carrier(dBc)	Result(P/F)
161.610	H	0		pass
323.220	H	69.64	50	pass
484.83	H	70.58	50	pass
646.440	H	71.91	50	pass
808.050	H	73.44	50	pass
969.660	H	75.89	50	pass
1131.270	H	76.73	50	pass
1292.880	H	79.64	50	pass
1454.490	H	80.81	50	pass
1616.100	H	82.67	50	pass

Emission Frequency (MHz)	Ant. Polarity(H/V)	Measurement Result Below carrier(dBc)	Limit below carrier(dBc)	Result(P/F)
161.610	V	0		pass
323.220	V	69.72	50	pass
484.83	V	71.64	50	pass
646.440	V	73.91	50	pass
808.050	V	75.42	50	pass
969.660	V	76.85	50	pass
1131.270	V	78.43	50	pass
1292.880	V	79.27	50	pass
1454.490	V	82.68	50	pass
1616.100	V	83.14	50	pass

Measurement Result for 12.5 KHz Channel Separation @ 173.975MHz-1W

Emission Frequency (MHz)	Ant. Polarity(H/V)	Measurement Result Below carrier(dBc)	Limit below carrier(dBc)	Result(P/F)
173.975	H	0		pass
347.950	H	69.68	50	pass
521.925	H	70.25	50	pass
695.900	H	73.61	50	pass
869.875	H	75.89	50	pass
1043.850	H	77.42	50	pass
1217.825	H	79.68	50	pass
1391.800	H	80.42	50	pass
1565.775	H	81.66	50	pass
1739.750	H	83.02	50	pass

The results shown in this test report refer only to the sample(s) tested unless otherwise stated and the sample(s) are retained for 30 days only. The document is issued by AGC, this document cannot be reproduced except in full with our prior written permission. The more details and the authenticity of the report will be confirmed at <http://www.agc-cert.com>.

Emission Frequency (MHz)	Ant. Polarity(H/V)	Measurement Result Below carrier(dBc)	Limit below carrier(dBc)	Result(P/F)
173.975	V	0		pass
347.950	V	69.64	50	pass
521.925	V	70.25	50	pass
695.900	V	73.92	50	pass
869.875	V	74.51	50	pass
1043.850	V	76.88	50	pass
1217.825	V	78.61	50	pass
1391.800	V	79.42	50	pass
1565.775	V	81.86	50	pass
1739.750	V	82.34	50	pass

Measurement Result for 12.5 KHz Channel Separation @ 136.025MHz-0.2W

Emission Frequency (MHz)	Ant. Polarity(H/V)	Measurement Result Below carrier(dBc)	Limit below carrier(dBc)	Result(P/F)
136.025	H	0		pass
272.050	H	70.25	43	pass
408.08	H	72.69	43	pass
544.100	H	74.06	43	pass
680.125	H	75.88	43	pass
816.150	H	76.32	43	pass
952.175	H	77.91	43	pass
1088.200	H	79.62	43	pass
1224.225	H	80.21	43	pass
1360.250	H	82.34	43	pass

Emission Frequency (MHz)	Ant. Polarity(H/H)	Measurement Result Below carrier(dBc)	Limit below carrier(dBc)	Result(P/F)
136.025	V	0		pass
272.050	V	69.64	43	pass
408.08	V	70.26	43	pass
544.100	V	72.69	43	pass
680.125	V	73.11	43	pass
816.150	V	75.82	43	pass
952.175	V	78.92	43	pass
1088.200	V	79.64	43	pass
1224.225	V	81.26	43	pass
1360.250	V	83.69	43	pass

The results shown in this test report refer only to the sample(s) tested unless otherwise stated and the sample(s) are retained for 30 days only. The document is issued by AGC, this document cannot be reproduced except in full with our prior written permission. The more details and the authenticity of the report will be confirmed at <http://www.agc-cert.com>.

Measurement Result for 12.5 KHz Channel Separation @ 151.850MHz-0.2W

Emission Frequency (MHz)	Ant. Polarity(H/V)	Measurement Result Below carrier(dBc)	Limit below carrier(dBc)	Result(P/F)
151.850	H	0		pass
303.700	H	70.26	43	pass
455.55	H	71.36	43	pass
607.400	H	74.29	43	pass
759.250	H	76.91	43	pass
911.100	H	77.25	43	pass
1062.950	H	78.61	43	pass
1214.800	H	79.34	43	pass
1366.650	H	80.34	43	pass
1518.500	H	82.59	43	pass

Emission Frequency (MHz)	Ant. Polarity(H/H)	Measurement Result Below carrier(dBc)	Limit below carrier(dBc)	Result(P/F)
151.850	V	0		pass
303.700	V	69.68	43	pass
455.55	V	71.26	43	pass
607.400	V	73.82	43	pass
759.250	V	75.26	43	pass
911.100	V	76.98	43	pass
1062.950	V	78.24	43	pass
1214.800	V	79.53	43	pass
1366.650	V	80.24	43	pass
1518.500	V	82.31	43	pass

Measurement Result for 12.5 KHz Channel Separation @ 155.025MHz-0.2W

Emission Frequency (MHz)	Ant. Polarity(H/V)	Measurement Result Below carrier(dBc)	Limit below carrier(dBc)	Result(P/F)
155.025	H	0		pass
310.050	H	70.34	43	pass
465.075	H	72.61	43	pass
620.100	H	73.06	43	pass
775.125	H	74.82	43	pass
930.150	H	76.92	43	pass
1085.175	H	79.34	43	pass
1240.200	H	81.23	43	pass
1395.225	H	83.11	43	pass
1550.250	H	84.06	43	pass

The results shown in this test report refer only to the sample(s) tested unless otherwise stated and the sample(s) are retained for 30 days only. The document is issued by AGC, this document cannot be reproduced except in full with our prior written permission. The more details and the authenticity of the report will be confirmed at <http://www.agc-cert.com>.

Emission Frequency (MHz)	Ant. Polarity(H/H)	Measurement Result Below carrier(dBc)	Limit below carrier(dBc)	Result(P/F)
155.025	V	0		pass
310.050	V	68.34	43	pass
465.075	V	69.49	43	pass
620.100	V	71.64	43	pass
775.125	V	73.06	43	pass
930.150	V	75.88	43	pass
1085.175	V	77.34	43	pass
1240.200	V	78.16	43	pass
1395.225	V	79.61	43	pass
1550.250	V	81.24	43	pass

Measurement Result for 12.5 KHz Channel Separation @ 161.610MHz-0.2W

Emission Frequency (MHz)	Ant. Polarity(H/V)	Measurement Result Below carrier(dBc)	Limit below carrier(dBc)	Result(P/F)
161.610	H	0		pass
323.220	H	70.38	43	pass
484.83	H	71.59	43	pass
646.440	H	74.62	43	pass
808.050	H	75.88	43	pass
969.660	H	77.61	43	pass
1131.270	H	79.03	43	pass
1292.880	H	80.24	43	pass
1454.490	H	81.47	43	pass
1616.100	H	83.62	43	pass

Emission Frequency (MHz)	Ant. Polarity(H/H)	Measurement Result Below carrier(dBc)	Limit below carrier(dBc)	Result(P/F)
161.610	V	0		pass
323.220	V	70.63	43	pass
484.83	V	71.59	43	pass
646.440	V	73.08	43	pass
808.050	V	75.61	43	pass
969.660	V	77.11	43	pass
1131.270	V	78.24	43	pass
1292.880	V	79.92	43	pass
1454.490	V	80.24	43	pass
1616.100	V	82.39	43	pass

The results shown in this test report refer only to the sample(s) tested unless otherwise stated and the sample(s) are retained for 30 days only. The document is issued by AGC, this document cannot be reproduced except in full with our prior written permission. The more details and the authenticity of the report will be confirmed at <http://www.agc-cert.com>.

Measurement Result for 12.5 KHz Channel Separation @ 173.975MHz-0.2W

Emission Frequency (MHz)	Ant. Polarity(H/V)	Measurement Result Below carrier(dBc)	Limit below carrier(dBc)	Result(P/F)
173.975	H	0		pass
347.950	H	70.34	43	pass
521.925	H	72.49	43	pass
695.900	H	73.24	43	pass
869.875	H	75.92	43	pass
1043.850	H	77.86	43	pass
1217.825	H	79.31	43	pass
1391.800	H	80.24	43	pass
1565.775	H	82.64	43	pass
1739.750	H	83.85	43	pass

Emission Frequency (MHz)	Ant. Polarity(H/V)	Measurement Result Below carrier(dBc)	Limit below carrier(dBc)	Result(P/F)
173.975	V	0		pass
347.950	V	70.34	43	pass
521.925	V	72.58	43	pass
695.900	V	73.61	43	pass
869.875	V	75.19	43	pass
1043.850	V	77.48	43	pass
1217.825	V	79.37	43	pass
1391.800	V	81.34	43	pass
1565.775	V	82.69	43	pass
1739.750	V	84.07	43	pass

The results shown in this test report refer only to the sample(s) tested unless otherwise stated and the sample(s) are retained for 30 days only. The document is issued by AGC, this document cannot be reproduced except in full with our prior written permission. The more details and the authenticity of the report will be confirmed at <http://www.agc-cert.com>.

UHF:
 Analog:

TEST RESULTS--5W
Measurement Result for 12.5 KHz Channel Separation @ 400.025MHz

Emission Frequency (MHz)	Ant. Polarity(H/V)	Measurement Result Below carrier(dBc)	Limit below carrier(dBc)	Result(P/F)
400.025	H	0		pass
800.050	H	70.21	57	pass
1200.075	H	72.68	57	pass
1600.100	H	73.61	57	pass
2000.125	H	74.95	57	pass
2400.150	H	76.83	57	pass
2800.175	H	78.24	57	pass
3200.200	H	79.63	57	pass
3600.225	H	80.24	57	pass
4000.250	H	82.66	57	pass

Emission Frequency (MHz)	Ant. Polarity(H/V)	Measurement Result Below carrier(dBc)	Limit below carrier(dBc)	Result(P/F)
400.025	V	0		pass
800.050	V	68.34	57	pass
1200.075	V	69.83	57	pass
1600.100	V	70.25	57	pass
2000.125	V	72.35	57	pass
2400.150	V	74.06	57	pass
2800.175	V	76.38	57	pass
3200.200	V	78.61	57	pass
3600.225	V	79.72	57	pass
4000.250	V	81.25	57	pass

Measurement Result for 12.5 KHz Channel Separation @ 454.025MHz

Emission Frequency (MHz)	Ant. Polarity(H/V)	Measurement Result Below carrier(dBc)	Limit below carrier(dBc)	Result(P/F)
454.025	H	0		pass
908.050	H	69.82	57	pass
1362.075	H	71.25	57	pass
1816.100	H	72.69	57	pass
2270.125	H	73.62	57	pass
2724.150	H	75.28	57	pass
3178.175	H	77.66	57	pass
3632.200	H	79.61	57	pass
4086.225	H	80.25	57	pass
4540.250	H	82.34	57	pass

The results shown in this test report refer only to the sample(s) tested unless otherwise stated and the sample(s) are retained for 30 days only. The document is issued by AGC, this document cannot be reproduced except in full with our prior written permission. The more details and the authenticity of the report will be confirmed at <http://www.agc-cert.com>.

Emission Frequency (MHz)	Ant. Polarity(H/V)	Measurement Result Below carrier(dBc)	Limit below carrier(dBc)	Result(P/F)
454.025	V	0		pass
908.050	V	68.34	57	pass
1362.075	V	69.89	57	pass
1816.100	V	71.34	57	pass
2270.125	V	73.65	57	pass
2724.150	V	75.59	57	pass
3178.175	V	76.21	57	pass
3632.200	V	78.11	57	pass
4086.225	V	79.65	57	pass
4540.250	V	82.34	57	pass

Measurement Result for 12.5 KHz Channel Separation @ 479.975MHz

Emission Frequency (MHz)	Ant. Polarity(H/V)	Measurement Result Below carrier(dBc)	Limit below carrier(dBc)	Result(P/F)
479.975	H	0		pass
959.950	H	69.21	57	pass
1439.925	H	71.34	57	pass
1919.900	H	73.85	57	pass
2399.875	H	73.46	57	pass
2879.850	H	74.35	57	pass
3359.825	H	76.57	57	pass
3839.800	H	78.62	57	pass
4319.775	H	79.35	57	pass
4799.750	H	81.28	57	pass

Emission Frequency (MHz)	Ant. Polarity(H/V)	Measurement Result Below carrier(dBc)	Limit below carrier(dBc)	Result(P/F)
479.975	V	0		pass
959.950	V	69.64	57	pass
1439.925	V	70.36	57	pass
1919.900	V	72.69	57	pass
2399.875	V	73.33	57	pass
2879.850	V	75.82	57	pass
3359.825	V	77.42	57	pass
3839.800	V	78.31	57	pass
4319.775	V	79.62	57	pass
4799.750	V	82.58	57	pass

The results shown in this test report refer only to the sample(s) tested unless otherwise stated and the sample(s) are retained for 30 days only. The document is issued by AGC, this document cannot be reproduced except in full with our prior written permission. The more details and the authenticity of the report will be confirmed at <http://www.agc-cert.com>.

TEST RESULTS—2.5W
Measurement Result for 12.5 KHz Channel Separation @ 400.025MHz

Emission Frequency (MHz)	Ant. Polarity(H/V)	Measurement Result Below carrier(dBc)	Limit below carrier(dBc)	Result(P/F)
400.025	H	0		pass
800.050	H	68.31	54	pass
1200.075	H	69.52	54	pass
1600.100	H	71.28	54	pass
2000.125	H	73.08	54	pass
2400.150	H	75.59	54	pass
2800.175	H	77.21	54	pass
3200.200	H	79.69	54	pass
3600.225	H	81.24	54	pass
4000.250	H	82.34	54	pass

Emission Frequency (MHz)	Ant. Polarity(H/V)	Measurement Result Below carrier(dBc)	Limit below carrier(dBc)	Result(P/F)
400.025	V	0		pass
800.050	V	67.35	54	pass
1200.075	V	69.34	54	pass
1600.100	V	71.26	54	pass
2000.125	V	72.39	54	pass
2400.150	V	74.28	54	pass
2800.175	V	76.91	54	pass
3200.200	V	78.52	54	pass
3600.225	V	80.34	54	pass
4000.250	V	82.59	54	pass

Measurement Result for 12.5 KHz Channel Separation @ 454.025MHz

Emission Frequency (MHz)	Ant. Polarity(H/V)	Measurement Result Below carrier(dBc)	Limit below carrier(dBc)	Result(P/F)
454.025	H	0		pass
908.050	H	69.62	54	pass
1362.075	H	71.25	54	pass
1816.100	H	72.69	54	pass
2270.125	H	73.52	54	pass
2724.150	H	75.55	54	pass
3178.175	H	77.81	54	pass
3632.200	H	79.63	54	pass
4086.225	H	81.26	54	pass
4540.250	H	83.07	54	pass

The results shown in this test report refer only to the sample(s) tested unless otherwise stated and the sample(s) are retained for 30 days only. The document is issued by AGC, this document cannot be reproduced except in full with our prior written permission. The more details and the authenticity of the report will be confirmed at <http://www.agc-cert.com>.

Emission Frequency (MHz)	Ant. Polarity(H/V)	Measurement Result Below carrier(dBc)	Limit below carrier(dBc)	Result(P/F)
454.025	V	0		pass
908.050	V	70.25	54	pass
1362.075	V	71.69	54	pass
1816.100	V	73.55	54	pass
2270.125	V	75.12	54	pass
2724.150	V	77.89	54	pass
3178.175	V	79.61	54	pass
3632.200	V	80.26	54	pass
4086.225	V	82.34	54	pass
4540.250	V	84.06	54	pass

Measurement Result for 12.5 KHz Channel Separation @ 479.975MHz

Emission Frequency (MHz)	Ant. Polarity(H/V)	Measurement Result Below carrier(dBc)	Limit below carrier(dBc)	Result(P/F)
479.975	H	0		pass
959.950	H	68.62	54	pass
1439.925	H	69.99	54	pass
1919.900	H	70.25	54	pass
2399.875	H	72.82	54	pass
2879.850	H	73.42	54	pass
3359.825	H	75.89	54	pass
3839.800	H	78.61	54	pass
4319.775	H	79.67	54	pass
4799.750	H	82.31	54	pass

Emission Frequency (MHz)	Ant. Polarity(H/V)	Measurement Result Below carrier(dBc)	Limit below carrier(dBc)	Result(P/F)
479.975	V	0		pass
959.950	V	68.69	54	pass
1439.925	V	70.24	54	pass
1919.900	V	71.69	54	pass
2399.875	V	73.25	54	pass
2879.850	V	75.59	54	pass
3359.825	V	78.42	54	pass
3839.800	V	79.64	54	pass
4319.775	V	82.34	54	pass
4799.750	V	83.35	54	pass

The results shown in this test report refer only to the sample(s) tested unless otherwise stated and the sample(s) are retained for 30 days only. The document is issued by AGC, this document cannot be reproduced except in full with our prior written permission. The more details and the authenticity of the report will be confirmed at <http://www.agc-cert.com>.

TEST RESULTS--1W
Measurement Result for 12.5 KHz Channel Separation @ 400.025MHz

Emission Frequency (MHz)	Ant. Polarity(H/V)	Measurement Result Below carrier(dBc)	Limit below carrier(dBc)	Result(P/F)
400.025	H	0		pass
800.050	H	71.26	50	pass
1200.075	H	73.65	50	pass
1600.100	H	75.21	50	pass
2000.125	H	76.98	50	pass
2400.150	H	77.52	50	pass
2800.175	H	79.63	50	pass
3200.200	H	81.37	50	pass
3600.225	H	82.34	50	pass
4000.250	H	84.57	50	pass

Emission Frequency (MHz)	Ant. Polarity(H/V)	Measurement Result Below carrier(dBc)	Limit below carrier(dBc)	Result(P/F)
400.025	V	0		pass
800.050	V	68.32	50	pass
1200.075	V	69.41	50	pass
1600.100	V	70.21	50	pass
2000.125	V	72.58	50	pass
2400.150	V	73.64	50	pass
2800.175	V	76.95	50	pass
3200.200	V	78.42	50	pass
3600.225	V	80.24	50	pass
4000.250	V	81.35	50	pass

Measurement Result for 12.5 KHz Channel Separation @ 454.025MHz

Emission Frequency (MHz)	Ant. Polarity(H/V)	Measurement Result Below carrier(dBc)	Limit below carrier(dBc)	Result(P/F)
454.025	H	0		pass
908.050	H	70.26	50	pass
1362.075	H	72.58	50	pass
1816.100	H	73.61	50	pass
2270.125	H	75.29	50	pass
2724.150	H	77.89	50	pass
3178.175	H	78.21	50	pass
3632.200	H	79.68	50	pass
4086.225	H	80.24	50	pass
4540.250	H	82.62	50	pass

The results shown in this test report refer only to the sample(s) tested unless otherwise stated and the sample(s) are retained for 30 days only. The document is issued by AGC, this document cannot be reproduced except in full with our prior written permission. The more details and the authenticity of the report will be confirmed at <http://www.agc-cert.com>.

Emission Frequency (MHz)	Ant. Polarity(H/V)	Measurement Result Below carrier(dBc)	Limit below carrier(dBc)	Result(P/F)
454.025	V	0		pass
908.050	V	68.35	50	pass
1362.075	V	69.52	50	pass
1816.100	V	70.25	50	pass
2270.125	V	73.68	50	pass
2724.150	V	75.89	50	pass
3178.175	V	77.15	50	pass
3632.200	V	79.02	50	pass
4086.225	V	81.31	50	pass
4540.250	V	83.56	50	pass

Measurement Result for 12.5 KHz Channel Separation @ 479.975MHz

Emission Frequency (MHz)	Ant. Polarity(H/V)	Measurement Result Below carrier(dBc)	Limit below carrier(dBc)	Result(P/F)
479.975	H	0		pass
959.950	H	69.53	50	pass
1439.925	H	70.45	50	pass
1919.900	H	72.79	50	pass
2399.875	H	73.58	50	pass
2879.850	H	75.39	50	pass
3359.825	H	76.81	50	pass
3839.800	H	77.62	50	pass
4319.775	H	78.51	50	pass
4799.750	H	80.63	50	pass

Emission Frequency (MHz)	Ant. Polarity(H/V)	Measurement Result Below carrier(dBc)	Limit below carrier(dBc)	Result(P/F)
479.975	V	0		pass
959.950	V	70.26	50	pass
1439.925	V	73.58	50	pass
1919.900	V	75.96	50	pass
2399.875	V	77.12	50	pass
2879.850	V	79.61	50	pass
3359.825	V	80.28	50	pass
3839.800	V	81.36	50	pass
4319.775	V	83.28	50	pass
4799.750	V	83.09	50	pass

The results shown in this test report refer only to the sample(s) tested unless otherwise stated and the sample(s) are retained for 30 days only. The document is issued by AGC, this document cannot be reproduced except in full with our prior written permission. The more details and the authenticity of the report will be confirmed at <http://www.agc-cert.com>.

TEST RESULTS—0.2W
Measurement Result for 12.5 KHz Channel Separation @ 400.025MHz

Emission Frequency (MHz)	Ant. Polarity(H/V)	Measurement Result Below carrier(dBc)	Limit below carrier(dBc)	Result(P/F)
400.025	H	0		pass
800.050	H	68.91	43	pass
1200.075	H	69.93	43	pass
1600.100	H	70.25	43	pass
2000.125	H	72.06	43	pass
2400.150	H	75.88	43	pass
2800.175	H	76.91	43	pass
3200.200	H	79.24	43	pass
3600.225	H	81.62	43	pass
4000.250	H	83.47	43	pass

Emission Frequency (MHz)	Ant. Polarity(H/V)	Measurement Result Below carrier(dBc)	Limit below carrier(dBc)	Result(P/F)
400.025	V	0		pass
800.050	V	71.26	43	pass
1200.075	V	73.69	43	pass
1600.100	V	75.28	43	pass
2000.125	V	77.14	43	pass
2400.150	V	78.24	43	pass
2800.175	V	79.38	43	pass
3200.200	V	80.24	43	pass
3600.225	V	82.34	43	pass
4000.250	V	83.21	43	pass

Measurement Result for 12.5 KHz Channel Separation @ 454.025MHz

Emission Frequency (MHz)	Ant. Polarity(H/V)	Measurement Result Below carrier(dBc)	Limit below carrier(dBc)	Result(P/F)
454.025	H	0		pass
908.050	H	68.25	43	pass
1362.075	H	69.81	43	pass
1816.100	H	71.25	43	pass
2270.125	H	73.64	43	pass
2724.150	H	75.06	43	pass
3178.175	H	77.26	43	pass
3632.200	H	79.34	43	pass
4086.225	H	80.24	43	pass
4540.250	H	82.65	43	pass

The results shown in this test report refer only to the sample(s) tested unless otherwise stated and the sample(s) are retained for 30 days only. The document is issued by AGC, this document cannot be reproduced except in full with our prior written permission. The more details and the authenticity of the report will be confirmed at <http://www.agc-cert.com>.

Emission Frequency (MHz)	Ant. Polarity(H/V)	Measurement Result Below carrier(dBc)	Limit below carrier(dBc)	Result(P/F)
454.025	V	0		pass
908.050	V	70.25	43	pass
1362.075	V	71.59	43	pass
1816.100	V	73.61	43	pass
2270.125	V	75.92	43	pass
2724.150	V	77.52	43	pass
3178.175	V	79.61	43	pass
3632.200	V	80.26	43	pass
4086.225	V	82.59	43	pass
4540.250	V	84.67	43	pass

Measurement Result for 12.5 KHz Channel Separation @ 479.975MHz

Emission Frequency (MHz)	Ant. Polarity(H/V)	Measurement Result Below carrier(dBc)	Limit below carrier(dBc)	Result(P/F)
479.975	H	0		pass
959.950	H	69.64	43	pass
1439.925	H	70.58	43	pass
1919.900	H	72.31	43	pass
2399.875	H	74.59	43	pass
2879.850	H	76.08	43	pass
3359.825	H	77.46	43	pass
3839.800	H	78.62	43	pass
4319.775	H	79.42	43	pass
4799.750	H	80.24	43	pass

Emission Frequency (MHz)	Ant. Polarity(H/V)	Measurement Result Below carrier(dBc)	Limit below carrier(dBc)	Result(P/F)
479.975	V	0		pass
959.950	V	69.65	43	pass
1439.925	V	70.25	43	pass
1919.900	V	71.58	43	pass
2399.875	V	73.62	43	pass
2879.850	V	75.89	43	pass
3359.825	V	78.41	43	pass
3839.800	V	79.62	43	pass
4319.775	V	80.24	43	pass
4799.750	V	82.39	43	pass

The results shown in this test report refer only to the sample(s) tested unless otherwise stated and the sample(s) are retained for 30 days only. The document is issued by AGC, this document cannot be reproduced except in full with our prior written permission. The more details and the authenticity of the report will be confirmed at <http://www.agc-cert.com>.

Digital:
TEST RESULTS-5W
Measurement Result for 12.5 KHz Channel Separation @ 400.025MHz

Emission Frequency (MHz)	Ant. Polarity(H/V)	Measurement Result Below carrier(dBc)	Limit below carrier(dBc)	Result(P/F)
400.025	H	0		pass
800.050	H	68.32	57	pass
1200.075	H	69.67	57	pass
1600.100	H	70.25	57	pass
2000.125	H	72.11	57	pass
2400.150	H	73.58	57	pass
2800.175	H	75.62	57	pass
3200.200	H	77.95	57	pass
3600.225	H	79.61	57	pass
4000.250	H	82.31	57	pass

Emission Frequency (MHz)	Ant. Polarity(H/V)	Measurement Result Below carrier(dBc)	Limit below carrier(dBc)	Result(P/F)
400.025	V	0		pass
800.050	V	69.65	57	pass
1200.075	V	70.25	57	pass
1600.100	V	73.68	57	pass
2000.125	V	74.92	57	pass
2400.150	V	76.11	57	pass
2800.175	V	78.91	57	pass
3200.200	V	79.66	57	pass
3600.225	V	81.26	57	pass
4000.250	V	82.03	57	pass

Measurement Result for 12.5 KHz Channel Separation @ 454.025MHz

Emission Frequency (MHz)	Ant. Polarity(H/V)	Measurement Result Below carrier(dBc)	Limit below carrier(dBc)	Result(P/F)
454.025	H	0		pass
908.050	H	69.62	57	pass
1362.075	H	72.56	57	pass
1816.100	H	73.62	57	pass
2270.125	H	75.89	57	pass
2724.150	H	77.42	57	pass
3178.175	H	79.61	57	pass
3632.200	H	81.03	57	pass
4086.225	H	83.51	57	pass
4540.250	H	84.24	57	pass

The results shown in this test report refer only to the sample(s) tested unless otherwise stated and the sample(s) are retained for 30 days only. The document is issued by AGC, this document cannot be reproduced except in full with our prior written permission. The more details and the authenticity of the report will be confirmed at <http://www.agc-cert.com>.

Emission Frequency (MHz)	Ant. Polarity(H/V)	Measurement Result Below carrier(dBc)	Limit below carrier(dBc)	Result(P/F)
454.025	V	0		pass
908.050	V	68.34	57	pass
1362.075	V	69.88	57	pass
1816.100	V	70.25	57	pass
2270.125	V	73.75	57	pass
2724.150	V	74.31	57	pass
3178.175	V	76.91	57	pass
3632.200	V	78.21	57	pass
4086.225	V	79.32	57	pass
4540.250	V	81.26	57	pass

Measurement Result for 12.5 KHz Channel Separation @ 479.975MHz

Emission Frequency (MHz)	Ant. Polarity(H/V)	Measurement Result Below carrier(dBc)	Limit below carrier(dBc)	Result(P/F)
479.975	H	0		pass
959.950	H	68.35	57	pass
1439.925	H	69.82	57	pass
1919.900	H	70.24	57	pass
2399.875	H	71.26	57	pass
2879.850	H	73.52	57	pass
3359.825	H	75.59	57	pass
3839.800	H	77.61	57	pass
4319.775	H	78.24	57	pass
4799.750	H	79.63	57	pass

Emission Frequency (MHz)	Ant. Polarity(H/V)	Measurement Result Below carrier(dBc)	Limit below carrier(dBc)	Result(P/F)
479.975	V	0		pass
959.950	V	69.35	57	pass
1439.925	V	70.25	57	pass
1919.900	V	72.16	57	pass
2399.875	V	73.29	57	pass
2879.850	V	75.02	57	pass
3359.825	V	76.98	57	pass
3839.800	V	77.34	57	pass
4319.775	V	79.62	57	pass
4799.750	V	81.68	57	pass

The results shown in this test report refer only to the sample(s) tested unless otherwise stated and the sample(s) are retained for 30 days only. The document is issued by AGC, this document cannot be reproduced except in full with our prior written permission. The more details and the authenticity of the report will be confirmed at <http://www.agc-cert.com>.

TEST RESULTS-2.5W
Measurement Result for 12.5 KHz Channel Separation @ 400.025MHz

Emission Frequency (MHz)	Ant. Polarity(H/V)	Measurement Result Below carrier(dBc)	Limit below carrier(dBc)	Result(P/F)
400.025	H	0		pass
800.050	H	69.32	54	pass
1200.075	H	70.25	54	pass
1600.100	H	71.52	54	pass
2000.125	H	74.58	54	pass
2400.150	H	75.92	54	pass
2800.175	H	77.16	54	pass
3200.200	H	78.35	54	pass
3600.225	H	79.12	54	pass
4000.250	H	81.26	54	pass

Emission Frequency (MHz)	Ant. Polarity(H/V)	Measurement Result Below carrier(dBc)	Limit below carrier(dBc)	Result(P/F)
400.025	V	0		pass
800.050	V	69.35	54	pass
1200.075	V	70.35	54	pass
1600.100	V	72.66	54	pass
2000.125	V	73.18	54	pass
2400.150	V	75.09	54	pass
2800.175	V	77.24	54	pass
3200.200	V	79.62	54	pass
3600.225	V	81.26	54	pass
4000.250	V	83.14	54	pass

Measurement Result for 12.5 KHz Channel Separation @ 454.025MHz

Emission Frequency (MHz)	Ant. Polarity(H/V)	Measurement Result Below carrier(dBc)	Limit below carrier(dBc)	Result(P/F)
454.025	H	0		pass
908.050	H	68.23	54	pass
1362.075	H	69.42	54	pass
1816.100	H	70.25	54	pass
2270.125	H	71.59	54	pass
2724.150	H	73.94	54	pass
3178.175	H	75.62	54	pass
3632.200	H	77.59	54	pass
4086.225	H	79.64	54	pass
4540.250	H	81.26	54	pass

The results shown in this test report refer only to the sample(s) tested unless otherwise stated and the sample(s) are retained for 30 days only. The document is issued by AGC, this document cannot be reproduced except in full with our prior written permission. The more details and the authenticity of the report will be confirmed at <http://www.agc-cert.com>.

Emission Frequency (MHz)	Ant. Polarity(H/V)	Measurement Result Below carrier(dBc)	Limit below carrier(dBc)	Result(P/F)
454.025	V	0		pass
908.050	V	70.21	54	pass
1362.075	V	72.36	54	pass
1816.100	V	73.59	54	pass
2270.125	V	74.55	54	pass
2724.150	V	76.89	54	pass
3178.175	V	78.24	54	pass
3632.200	V	79.17	54	pass
4086.225	V	80.39	54	pass
4540.250	V	82.26	54	pass

Measurement Result for 12.5 KHz Channel Separation @ 479.975MHz

Emission Frequency (MHz)	Ant. Polarity(H/V)	Measurement Result Below carrier(dBc)	Limit below carrier(dBc)	Result(P/F)
479.975	H	0		pass
959.950	H	69.96	54	pass
1439.925	H	70.51	54	pass
1919.900	H	72.34	54	pass
2399.875	H	75.69	54	pass
2879.850	H	76.91	54	pass
3359.825	H	79.62	54	pass
3839.800	H	81.38	54	pass
4319.775	H	82.34	54	pass
4799.750	H	84.09	54	pass

Emission Frequency (MHz)	Ant. Polarity(H/V)	Measurement Result Below carrier(dBc)	Limit below carrier(dBc)	Result(P/F)
479.975	V	0		pass
959.950	V	70.25	54	pass
1439.925	V	72.34	54	pass
1919.900	V	73.54	54	pass
2399.875	V	75.92	54	pass
2879.850	V	77.13	54	pass
3359.825	V	79.26	54	pass
3839.800	V	80.24	54	pass
4319.775	V	82.61	54	pass
4799.750	V	83.59	54	pass

The results shown in this test report refer only to the sample(s) tested unless otherwise stated and the sample(s) are retained for 30 days only. The document is issued by AGC, this document cannot be reproduced except in full with our prior written permission. The more details and the authenticity of the report will be confirmed at <http://www.agc-cert.com>.

TEST RESULTS-1W
Measurement Result for 12.5 KHz Channel Separation @ 400.025MHz

Emission Frequency (MHz)	Ant. Polarity(H/V)	Measurement Result Below carrier(dBc)	Limit below carrier(dBc)	Result(P/F)
400.025	H	0		pass
800.050	H	68.32	50	pass
1200.075	H	71.24	50	pass
1600.100	H	73.61	50	pass
2000.125	H	75.52	50	pass
2400.150	H	77.04	50	pass
2800.175	H	78.26	50	pass
3200.200	H	79.61	50	pass
3600.225	H	80.24	50	pass
4000.250	H	81.36	50	pass

Emission Frequency (MHz)	Ant. Polarity(H/V)	Measurement Result Below carrier(dBc)	Limit below carrier(dBc)	Result(P/F)
400.025	V	0		pass
800.050	V	69.35	50	pass
1200.075	V	70.24	50	pass
1600.100	V	71.63	50	pass
2000.125	V	73.02	50	pass
2400.150	V	75.41	50	pass
2800.175	V	76.95	50	pass
3200.200	V	78.31	50	pass
3600.225	V	80.24	50	pass
4000.250	V	82.69	50	pass

Measurement Result for 12.5 KHz Channel Separation @ 454.025MHz

Emission Frequency (MHz)	Ant. Polarity(H/V)	Measurement Result Below carrier(dBc)	Limit below carrier(dBc)	Result(P/F)
454.025	H	0		pass
908.050	H	68.54	50	pass
1362.075	H	69.02	50	pass
1816.100	H	70.27	50	pass
2270.125	H	72.39	50	pass
2724.150	H	75.26	50	pass
3178.175	H	78.59	50	pass
3632.200	H	79.12	50	pass
4086.225	H	80.24	50	pass
4540.250	H	81.42	50	pass

The results shown in this test report refer only to the sample(s) tested unless otherwise stated and the sample(s) are retained for 30 days only. The document is issued by AGC, this document cannot be reproduced except in full with our prior written permission. The more details and the authenticity of the report will be confirmed at <http://www.agc-cert.com>.

Emission Frequency (MHz)	Ant. Polarity(H/V)	Measurement Result Below carrier(dBc)	Limit below carrier(dBc)	Result(P/F)
454.025	V	0		pass
908.050	V	67.21	50	pass
1362.075	V	68.23	50	pass
1816.100	V	69.86	50	pass
2270.125	V	71.24	50	pass
2724.150	V	73.26	50	pass
3178.175	V	75.62	50	pass
3632.200	V	76.17	50	pass
4086.225	V	78.91	50	pass
4540.250	V	79.62	50	pass

Measurement Result for 12.5 KHz Channel Separation @ 479.975MHz

Emission Frequency (MHz)	Ant. Polarity(H/V)	Measurement Result Below carrier(dBc)	Limit below carrier(dBc)	Result(P/F)
479.975	H	0		pass
959.950	H	69.86	50	pass
1439.925	H	70.21	50	pass
1919.900	H	72.59	50	pass
2399.875	H	74.21	50	pass
2879.850	H	76.69	50	pass
3359.825	H	78.21	50	pass
3839.800	H	79.45	50	pass
4319.775	H	80.24	50	pass
4799.750	H	81.36	50	pass

Emission Frequency (MHz)	Ant. Polarity(H/V)	Measurement Result Below carrier(dBc)	Limit below carrier(dBc)	Result(P/F)
479.975	V	0		pass
959.950	V	68.32	50	pass
1439.925	V	70.25	50	pass
1919.900	V	73.69	50	pass
2399.875	V	75.21	50	pass
2879.850	V	76.88	50	pass
3359.825	V	78.14	50	pass
3839.800	V	79.62	50	pass
4319.775	V	80.34	50	pass
4799.750	V	81.26	50	pass

The results shown in this test report refer only to the sample(s) tested unless otherwise stated and the sample(s) are retained for 30 days only. The document is issued by AGC, this document cannot be reproduced except in full with our prior written permission. The more details and the authenticity of the report will be confirmed at <http://www.agc-cert.com>.

TEST RESULTS-0.2W
Measurement Result for 12.5 KHz Channel Separation @ 400.025MHz

Emission Frequency (MHz)	Ant. Polarity(H/V)	Measurement Result Below carrier(dBc)	Limit below carrier(dBc)	Result(P/F)
400.025	H	0		pass
800.050	H	69.35	43	pass
1200.075	H	70.24	43	pass
1600.100	H	73.58	43	pass
2000.125	H	75.02	43	pass
2400.150	H	77.86	43	pass
2800.175	H	79.31	43	pass
3200.200	H	79.83	43	pass
3600.225	H	82.34	43	pass
4000.250	H	83.26	43	pass

Emission Frequency (MHz)	Ant. Polarity(H/V)	Measurement Result Below carrier(dBc)	Limit below carrier(dBc)	Result(P/F)
400.025	V	0		pass
800.050	V	70.26	43	pass
1200.075	V	72.39	43	pass
1600.100	V	75.11	43	pass
2000.125	V	76.92	43	pass
2400.150	V	78.21	43	pass
2800.175	V	79.52	43	pass
3200.200	V	80.24	43	pass
3600.225	V	82.61	43	pass
4000.250	V	84.86	43	pass

Measurement Result for 12.5 KHz Channel Separation @ 454.025MHz

Emission Frequency (MHz)	Ant. Polarity(H/V)	Measurement Result Below carrier(dBc)	Limit below carrier(dBc)	Result(P/F)
454.025	H	0		pass
908.050	H	71.26	43	pass
1362.075	H	73.24	43	pass
1816.100	H	75.88	43	pass
2270.125	H	77.42	43	pass
2724.150	H	78.31	43	pass
3178.175	H	79.58	43	pass
3632.200	H	80.31	43	pass
4086.225	H	82.64	43	pass
4540.250	H	84.27	43	pass

The results shown in this test report refer only to the sample(s) tested unless otherwise stated and the sample(s) are retained for 30 days only. The document is issued by AGC, this document cannot be reproduced except in full with our prior written permission. The more details and the authenticity of the report will be confirmed at <http://www.agc-cert.com>.

Emission Frequency (MHz)	Ant. Polarity(H/V)	Measurement Result Below carrier(dBc)	Limit below carrier(dBc)	Result(P/F)
454.025	V	0		pass
908.050	V	68.21	43	pass
1362.075	V	69.58	43	pass
1816.100	V	71.23	43	pass
2270.125	V	73.25	43	pass
2724.150	V	75.11	43	pass
3178.175	V	77.82	43	pass
3632.200	V	79.65	43	pass
4086.225	V	80.34	43	pass
4540.250	V	82.69	43	pass

Measurement Result for 12.5 KHz Channel Separation @ 479.975MHz

Emission Frequency (MHz)	Ant. Polarity(H/V)	Measurement Result Below carrier(dBc)	Limit below carrier(dBc)	Result(P/F)
479.975	H	0		pass
959.950	H	69.65	43	pass
1439.925	H	70.24	43	pass
1919.900	H	72.14	43	pass
2399.875	H	73.69	43	pass
2879.850	H	75.88	43	pass
3359.825	H	76.39	43	pass
3839.800	H	78.12	43	pass
4319.775	H	79.53	43	pass
4799.750	H	81.34	43	pass

Emission Frequency (MHz)	Ant. Polarity(H/V)	Measurement Result Below carrier(dBc)	Limit below carrier(dBc)	Result(P/F)
479.975	V	0		pass
959.950	V	70.25	43	pass
1439.925	V	72.36	43	pass
1919.900	V	74.51	43	pass
2399.875	V	75.68	43	pass
2879.850	V	77.64	43	pass
3359.825	V	79.36	43	pass
3839.800	V	80.21	43	pass
4319.775	V	81.42	43	pass
4799.750	V	83.03	43	pass

The results shown in this test report refer only to the sample(s) tested unless otherwise stated and the sample(s) are retained for 30 days only. The document is issued by AGC, this document cannot be reproduced except in full with our prior written permission. The more details and the authenticity of the report will be confirmed at <http://www.agc-cert.com>.

7.5 EMISSION MASK PLOT

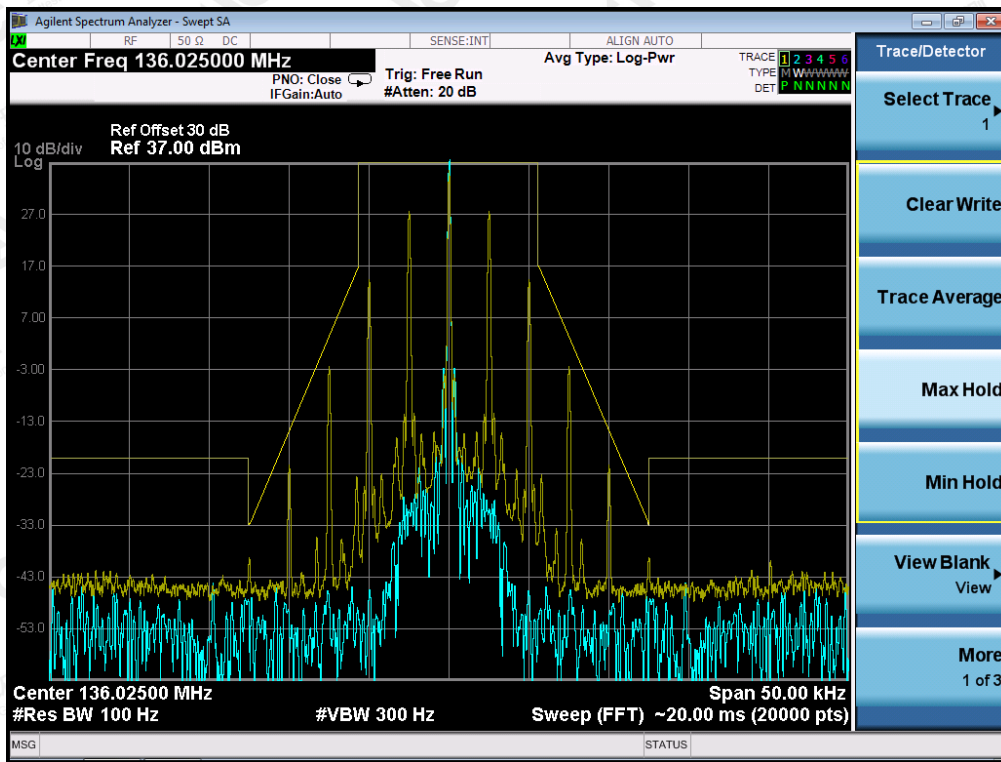
The detailed procedure employed for Emission Mask measurements are specified as following:

- The transmitter shall be modulated by a 2.5 kHz audio signal,
- The level of the audio signal employed is 16 dB greater than that necessary to produce 50% of rated system deviation. Rated system deviation is 2.5 kHz.

VHF:

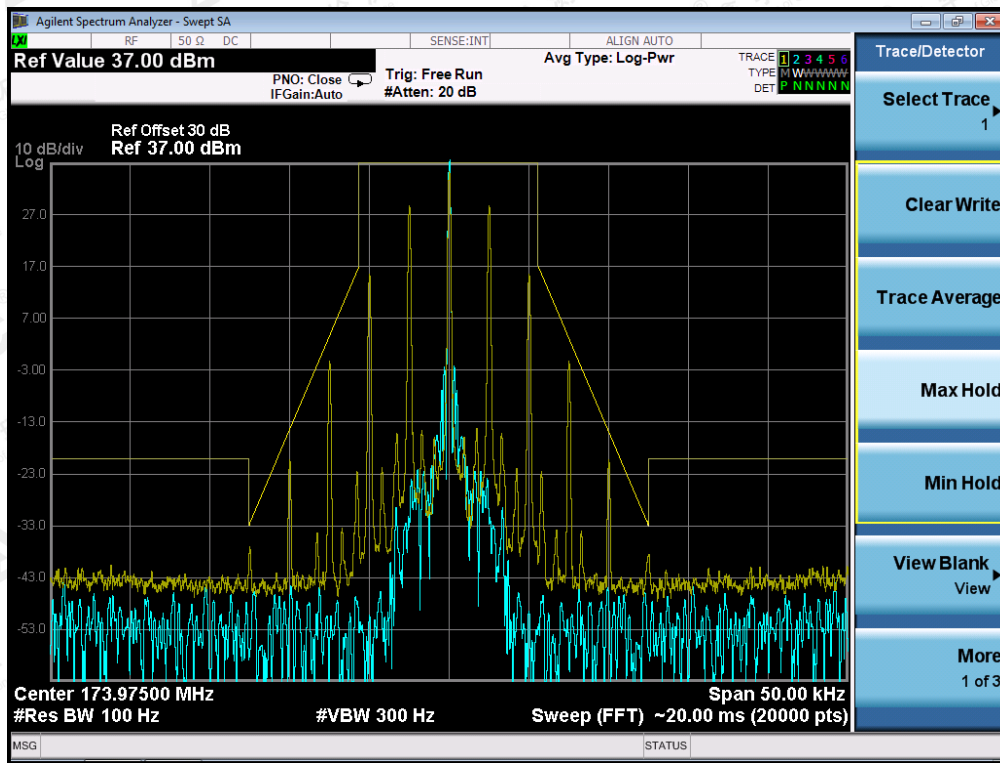
Analog:

The Worst Emission Mask for (136.025MHz) of 12.5 KHz channel Separation (5W)

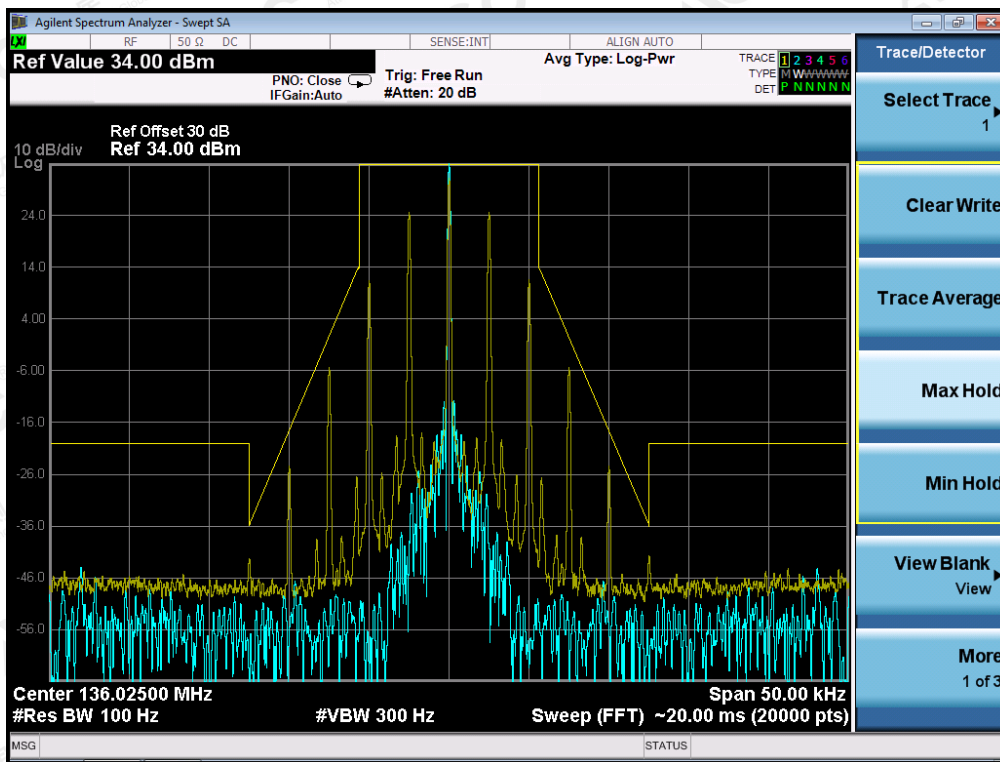


The results shown in this test report refer only to the sample(s) tested unless otherwise stated and the sample(s) are retained for 30 days only. The document is issued by AGC, this document cannot be reproduced except in full with our prior written permission. The more details and the authenticity of the report will be confirmed at <http://www.agc-cert.com>.

The Worst Emission Mask for (173.975MHz) of 12.5 KHz channel Separation (5W)

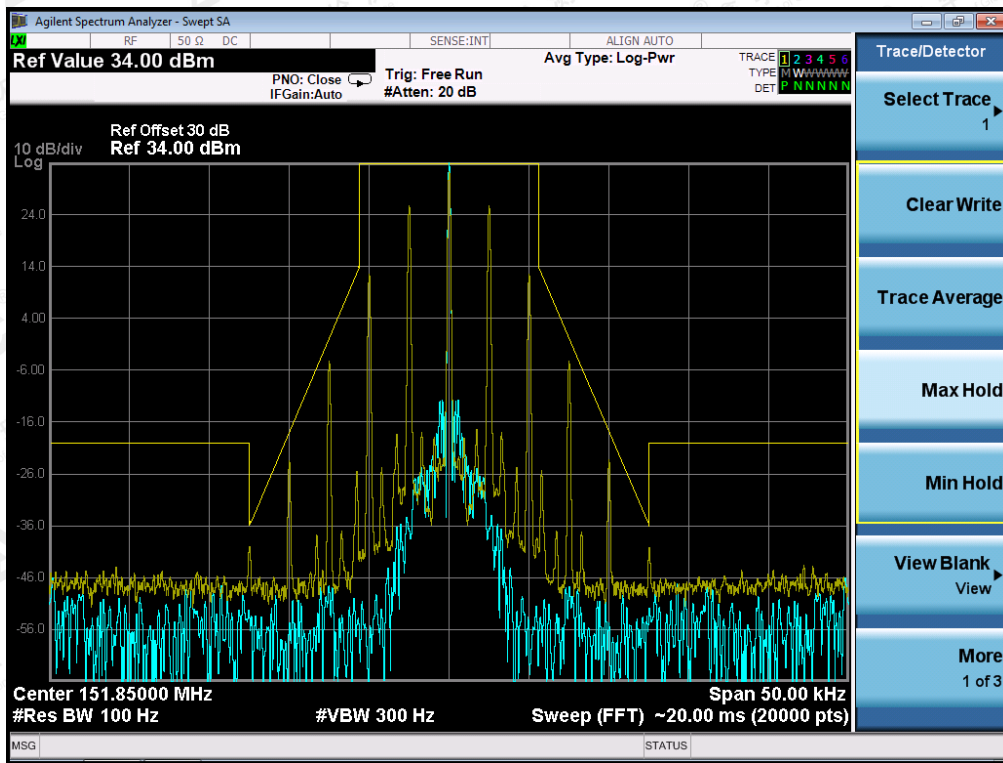


The Worst Emission Mask for (136.025MHz) of 12.5 KHz channel Separation (2.5W)

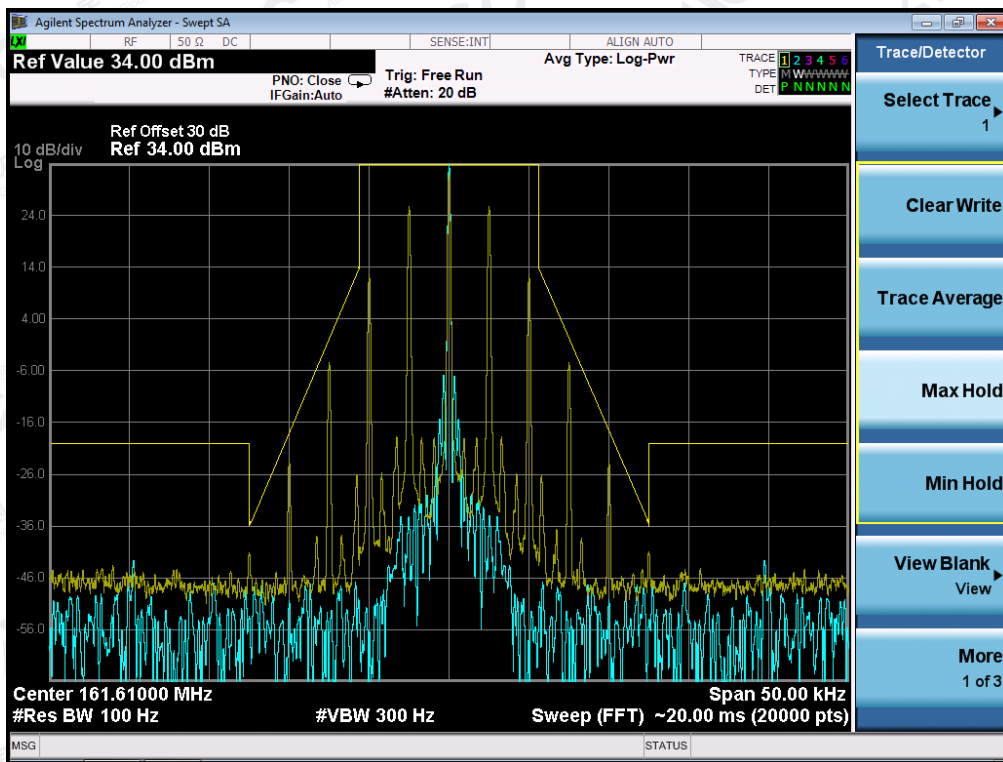


The results shown in this test report refer only to the sample(s) tested unless otherwise stated and the sample(s) are retained for 30 days only. The document is issued by AGC, this document cannot be reproduced except in full with our prior written permission. The more details and the authenticity of the report will be confirmed at <http://www.agc-cert.com>.

The Worst Emission Mask for (151.85MHz) of 12.5 KHz channel Separation (2.5W)

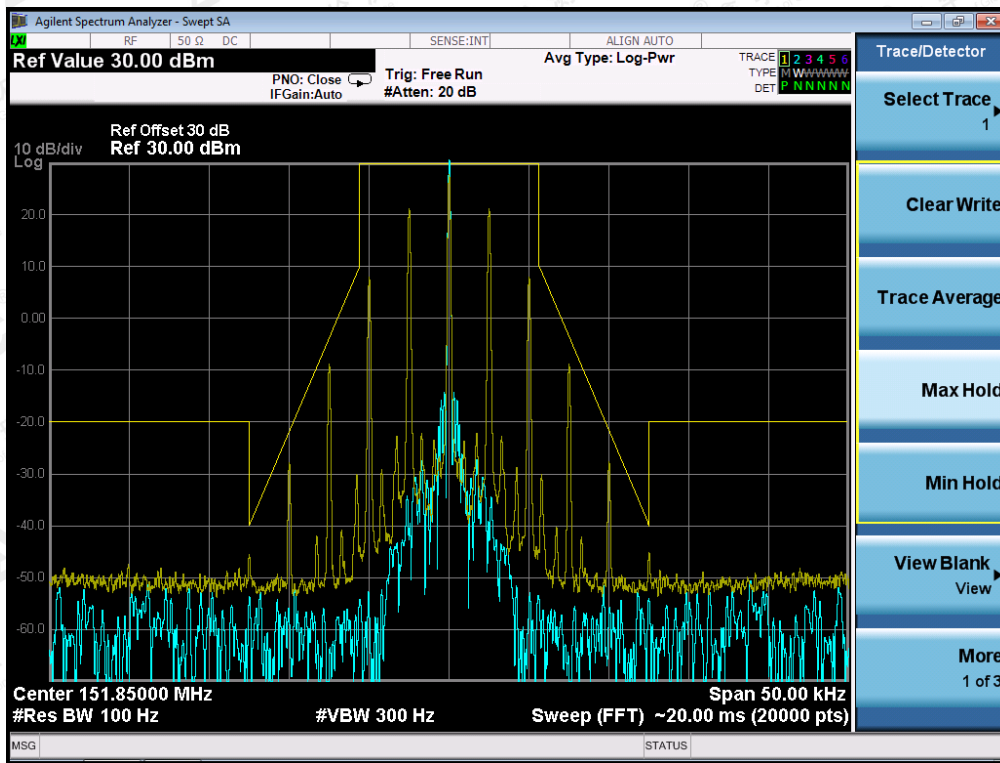


The Worst Emission Mask for (161.61MHz) of 12.5 KHz channel Separation (2.5W)

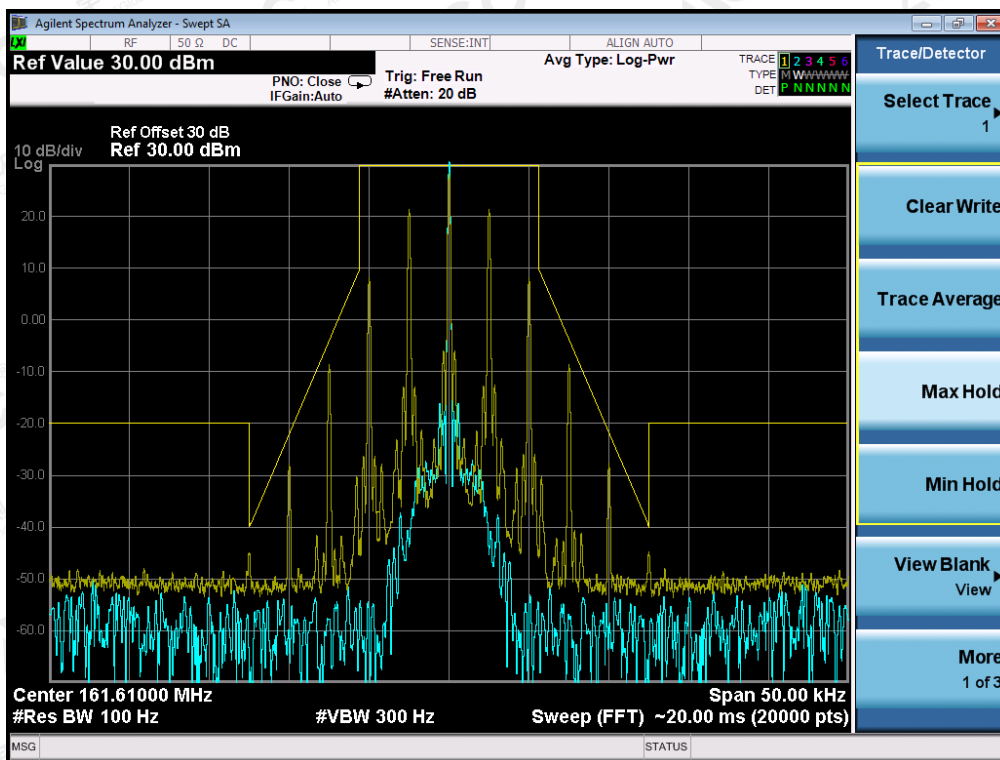


The results shown in this test report refer only to the sample(s) tested unless otherwise stated and the sample(s) are retained for 30 days only. The document is issued by AGC, this document cannot be reproduced except in full with our prior written permission. The more details and the authenticity of the report will be confirmed at <http://www.agc-cert.com>.

The Worst Emission Mask for (151.85MHz) of 12.5 KHz channel Separation (1W)

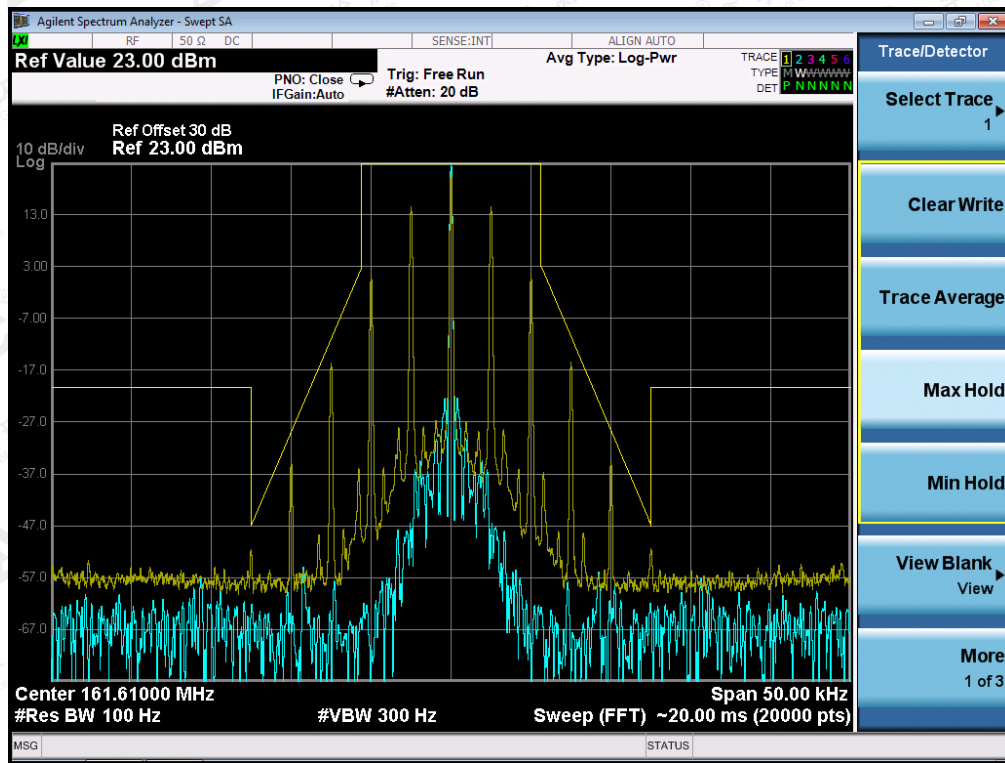


The Worst Emission Mask for (161.61MHz) of 12.5 KHz channel Separation (1W)

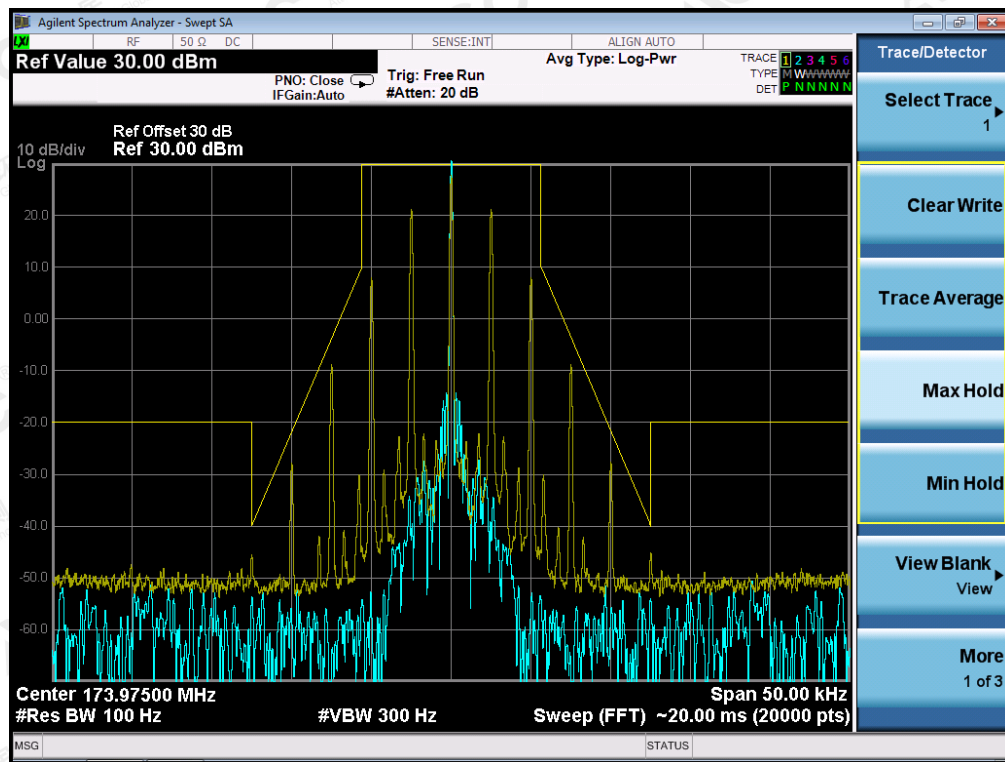


The results shown in this test report refer only to the sample(s) tested unless otherwise stated and the sample(s) are retained for 30 days only. The document is issued by AGC, this document cannot be reproduced except in full with our prior written permission. The more details and the authenticity of the report will be confirmed at <http://www.agc-cert.com>.

The Worst Emission Mask for (161.61MHz) of 12.5 KHz channel Separation (0.2W)



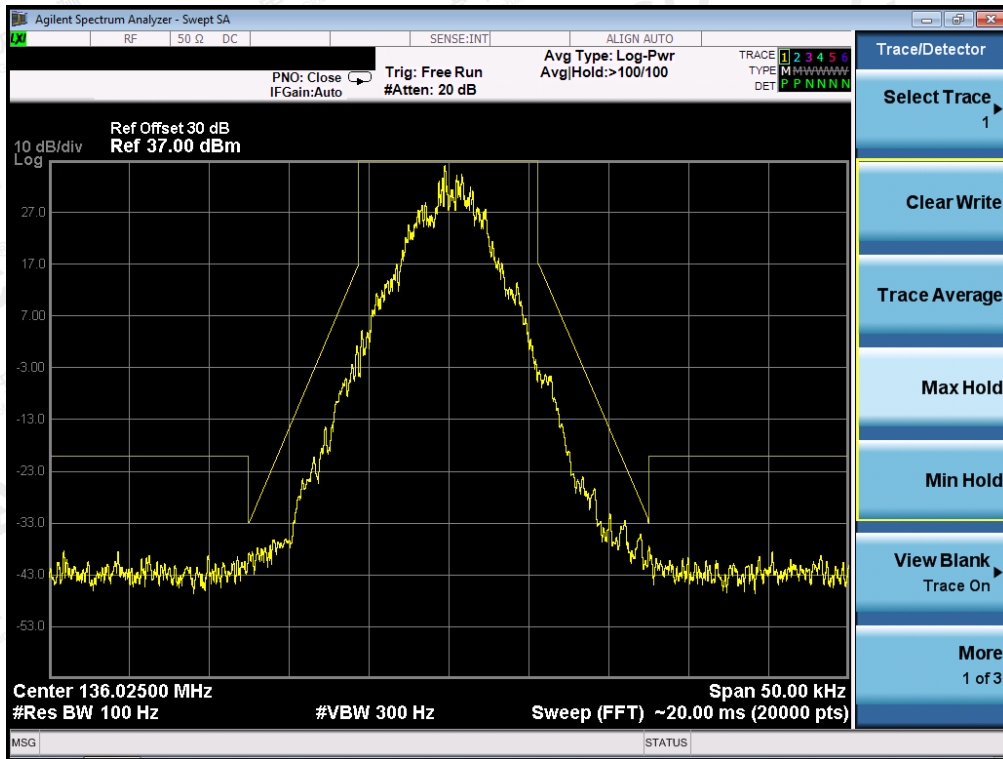
The Worst Emission Mask for (173.975MHz) of 12.5 KHz channel Separation (0.2W)



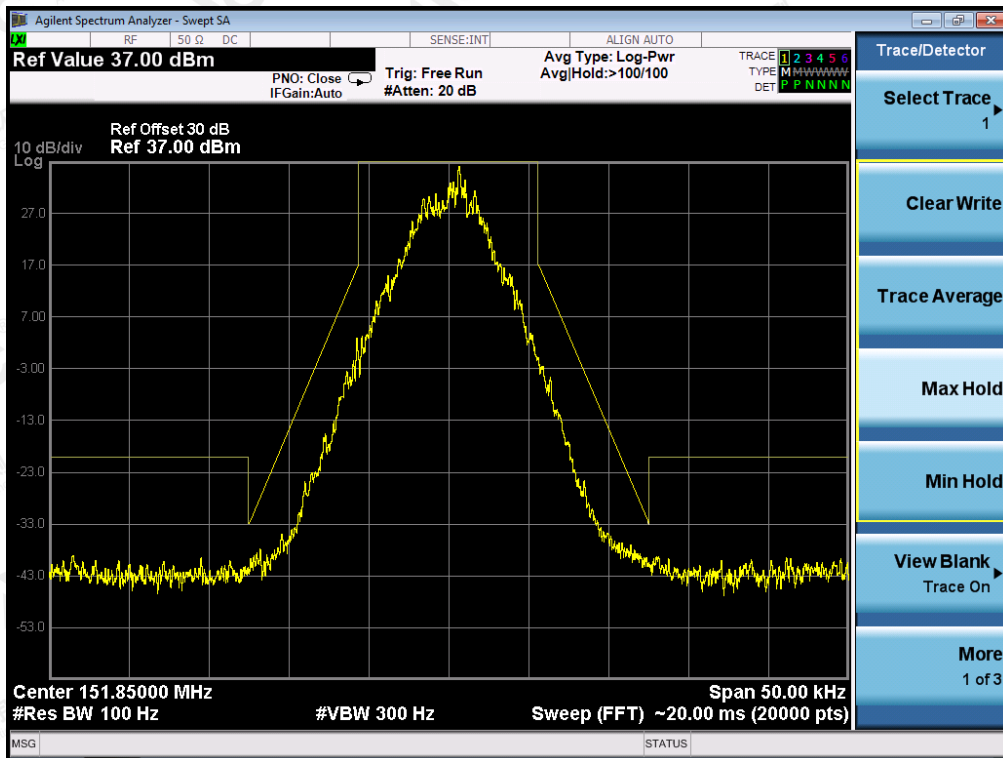
The results shown in this test report refer only to the sample(s) tested unless otherwise stated and the sample(s) are retained for 30 days only. The document is issued by AGC, this document cannot be reproduced except in full with our prior written permission. The more details and the authenticity of the report will be confirmed at <http://www.agc-cert.com>.

Digital:

The Worst Emission Mask D for (136.025MHz) of 12.5 KHz channel Separation (5W)

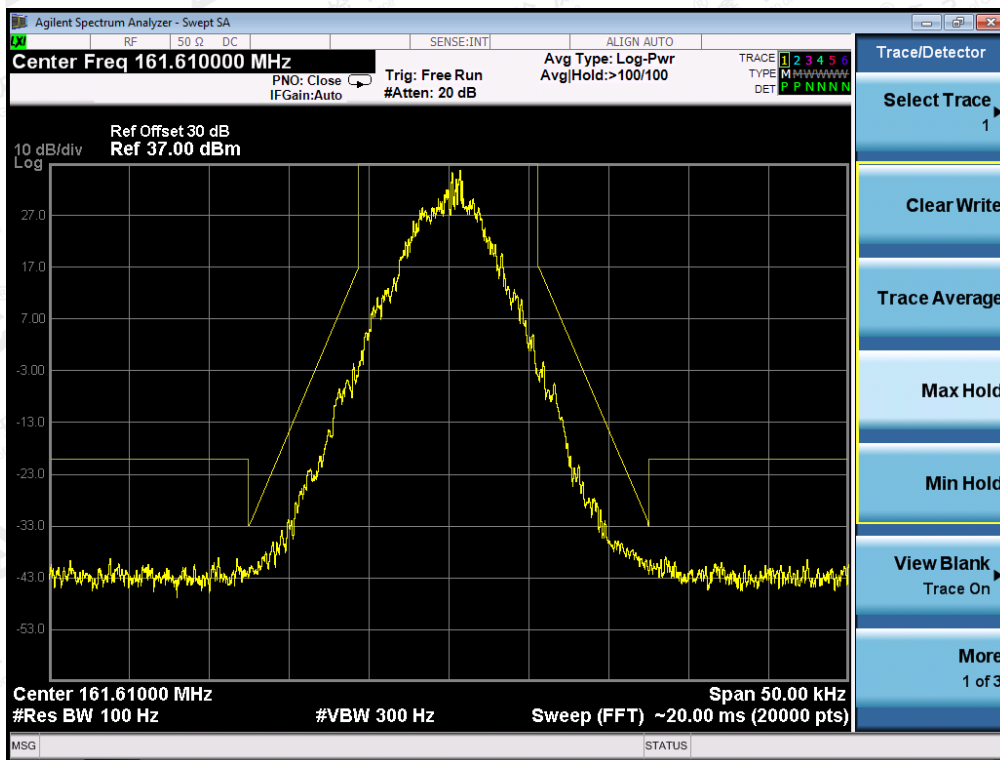


The Worst Emission Mask D for (151.85MHz) of 12.5 KHz channel Separation (5W)

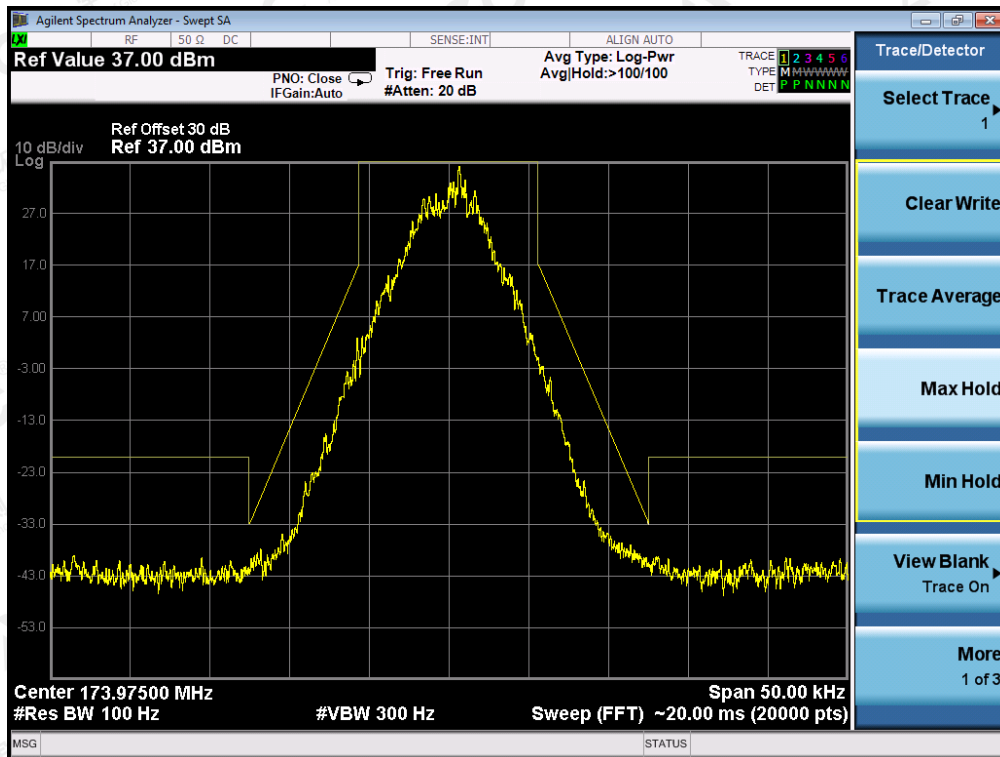


The results shown in this test report refer only to the sample(s) tested unless otherwise stated and the sample(s) are retained for 30 days only. The document is issued by AGC, this document cannot be reproduced except in full with our prior written permission. The more details and the authenticity of the report will be confirmed at <http://www.agc-cert.com>.

The Worst Emission Mask D for (161.61MHz) of 12.5 KHz channel Separation (5W)

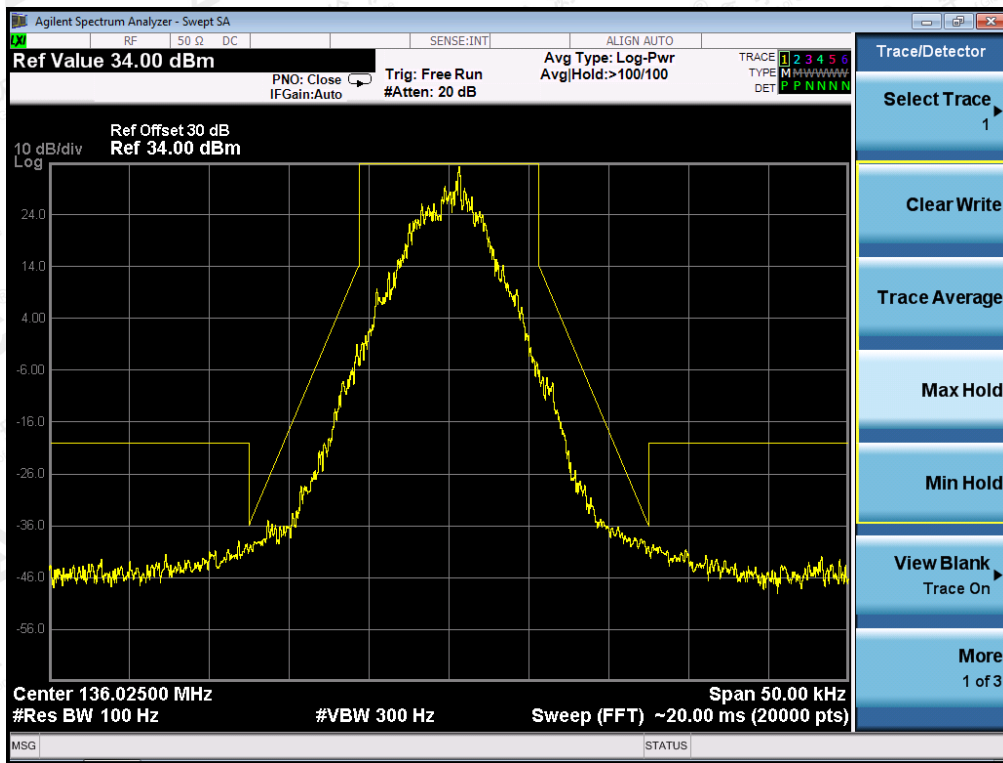


The Worst Emission Mask D for (173.975MHz) of 12.5 KHz channel Separation (5W)

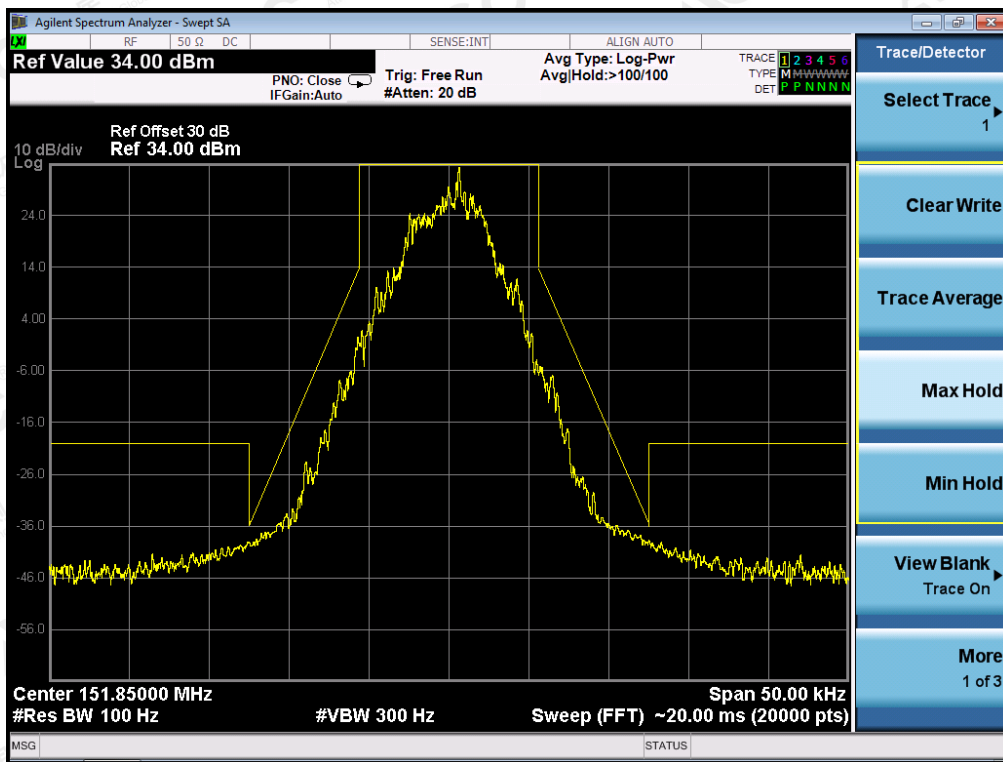


The results shown in this test report refer only to the sample(s) tested unless otherwise stated and the sample(s) are retained for 30 days only. The document is issued by AGC, this document cannot be reproduced except in full with our prior written permission. The more details and the authenticity of the report will be confirmed at <http://www.agc-cert.com>.

The Worst Emission Mask D for (136.025MHz) of 12.5 KHz channel Separation (2.5W)

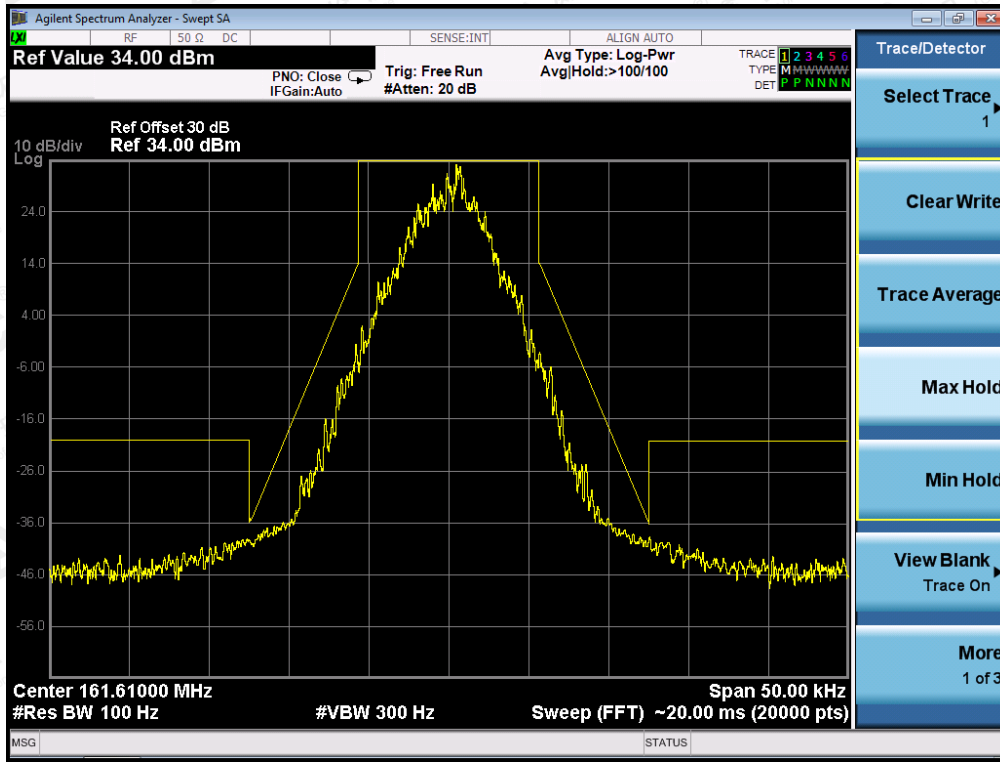


The Worst Emission Mask D for (151.85MHz) of 12.5 KHz channel Separation (2.5W)

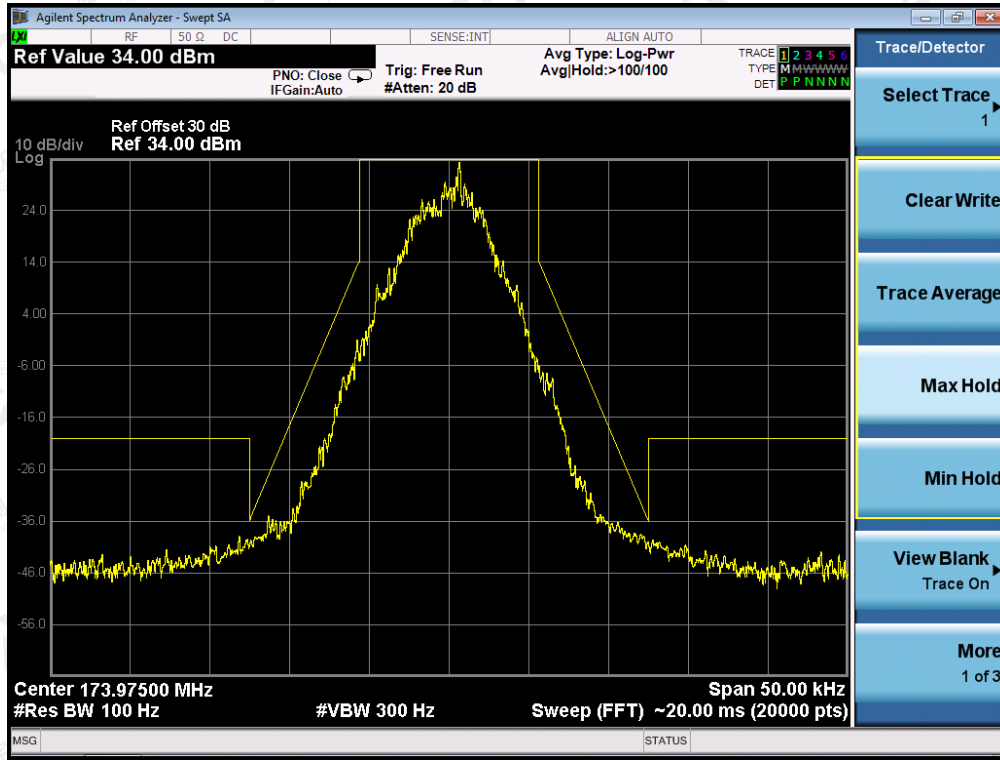


The results shown in this test report refer only to the sample(s) tested unless otherwise stated and the sample(s) are retained for 30 days only. The document is issued by AGC, this document cannot be reproduced except in full with our prior written permission. The more details and the authenticity of the report will be confirmed at <http://www.agc-cert.com>.

The Worst Emission Mask D for (161.61MHz) of 12.5 KHz channel Separation (2.5W)



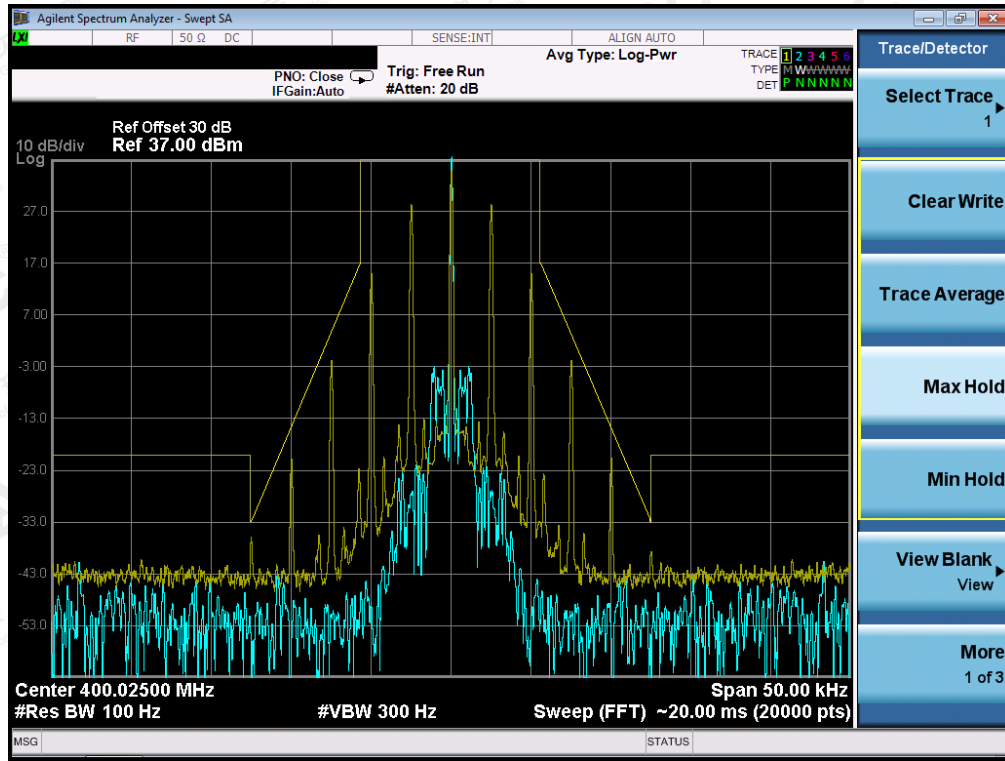
The Worst Emission Mask D for (173.975MHz) of 12.5 KHz channel Separation (2.5W)



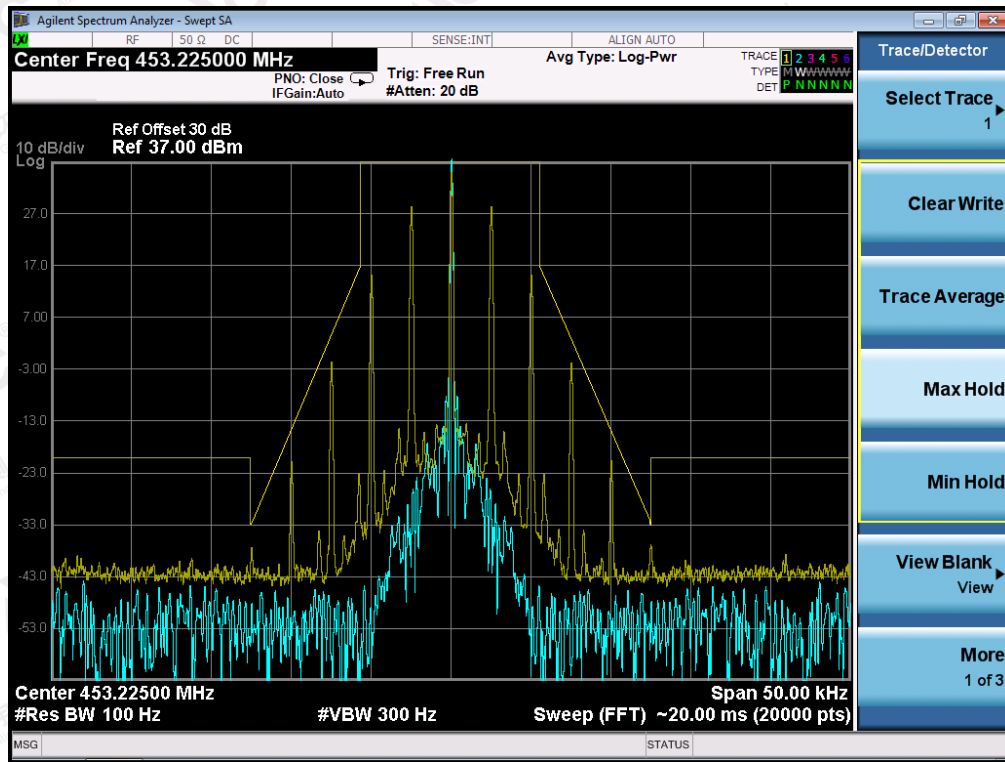
The results shown in this test report refer only to the sample(s) tested unless otherwise stated and the sample(s) are retained for 30 days only. The document is issued by AGC, this document cannot be reproduced except in full with our prior written permission. The more details and the authenticity of the report will be confirmed at <http://www.agc-cert.com>.

UHF: Analog:

The Worst Emission Mask for (400.025 MHz) of 12.5 KHz channel Separation (5W)

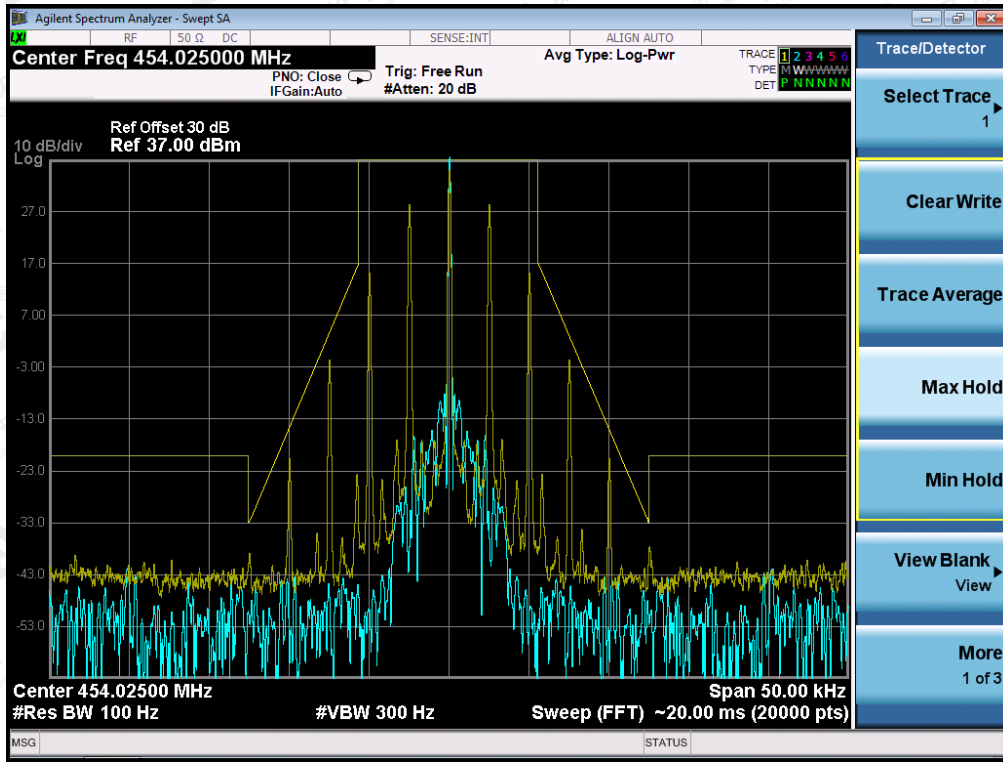


The Worst Emission Mask for (453.225 MHz) of 12.5 KHz channel Separation (5W)

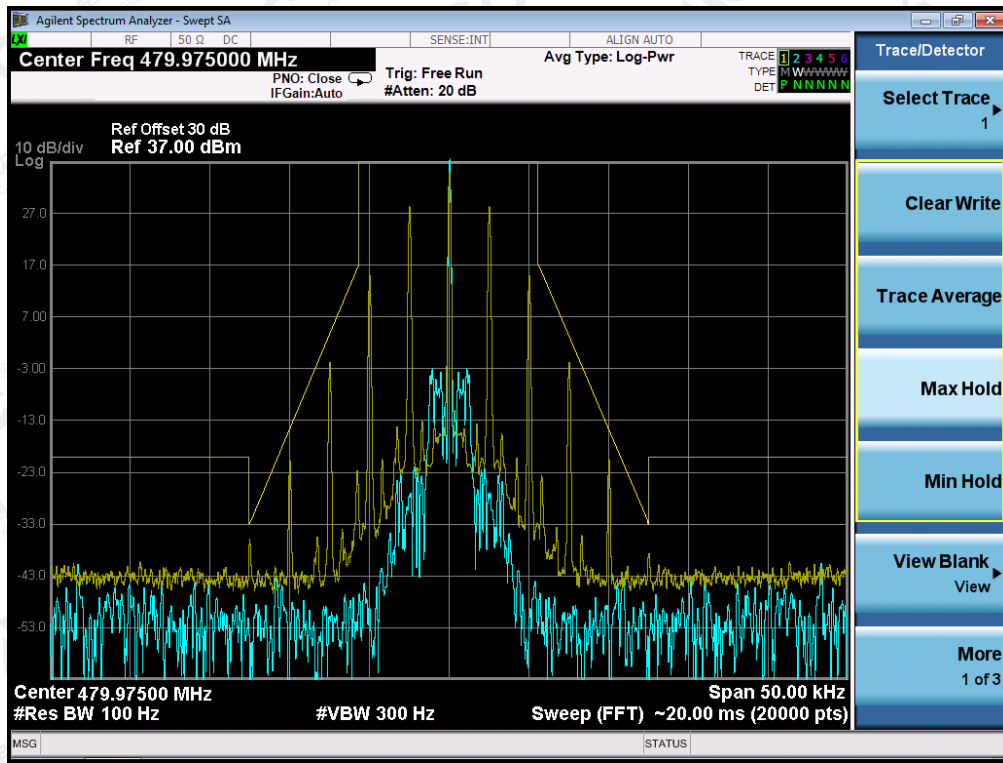


The results shown in this test report refer only to the sample(s) tested and otherwise stated and the sample(s) are retained for 30 days only. The document is issued by AGC, this document cannot be reproduced except in full with our prior written permission. The more details and the authenticity of the report will be confirmed at <http://www.agc-cert.com>.

The Worst Emission Mask for (454.025 MHz) of 12.5 KHz channel Separation (5W)

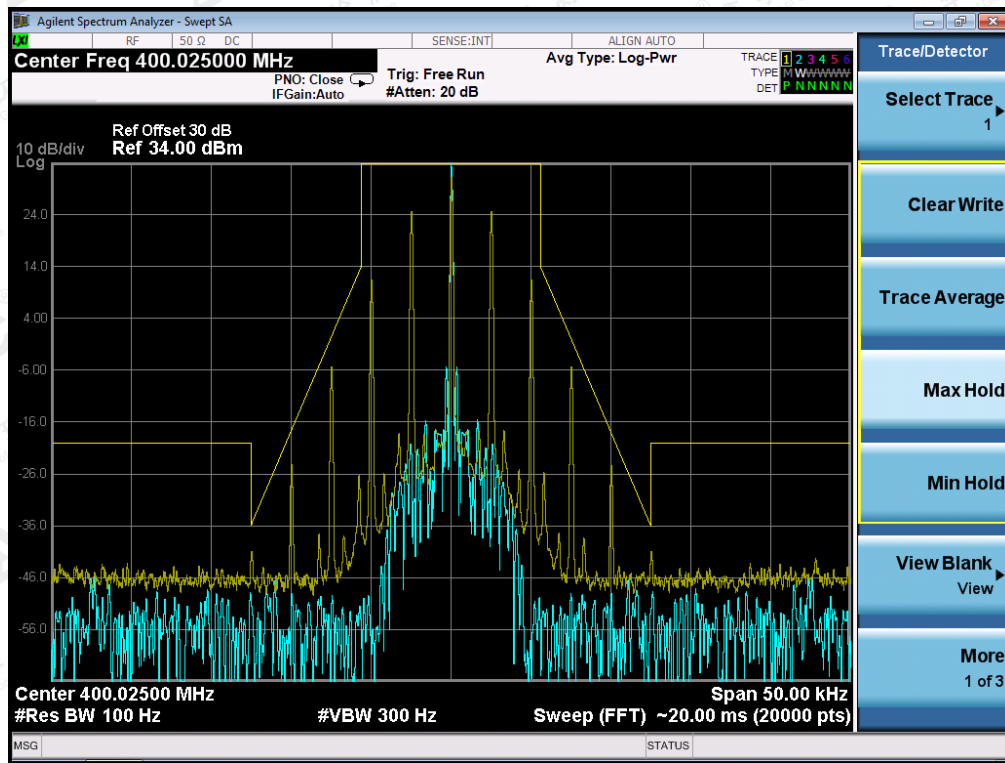


The Worst Emission Mask for (479.975 MHz) of 12.5 KHz channel Separation (5W)

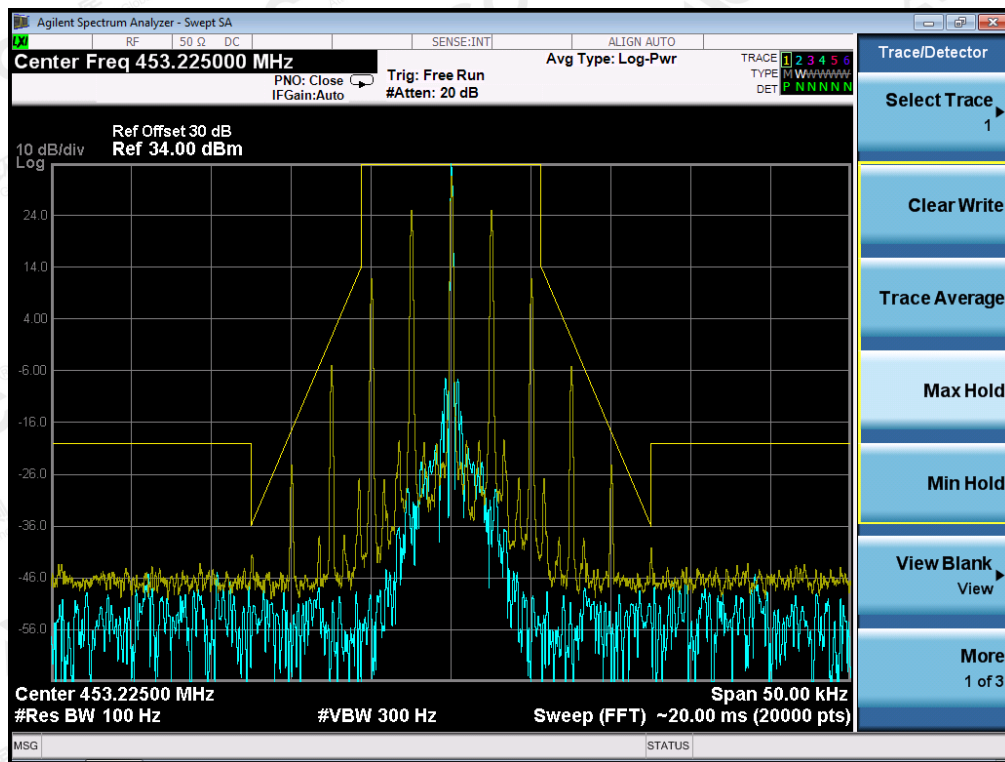


The results shown in this test report refer only to the sample(s) tested unless otherwise stated and the sample(s) are retained for 30 days only. The document is issued by AGC, this document cannot be reproduced except in full with our prior written permission. The more details and the authenticity of the report will be confirmed at <http://www.agc-cert.com>.

The Worst Emission Mask for (400.025 MHz) of 12.5 KHz channel Separation (2.5W)

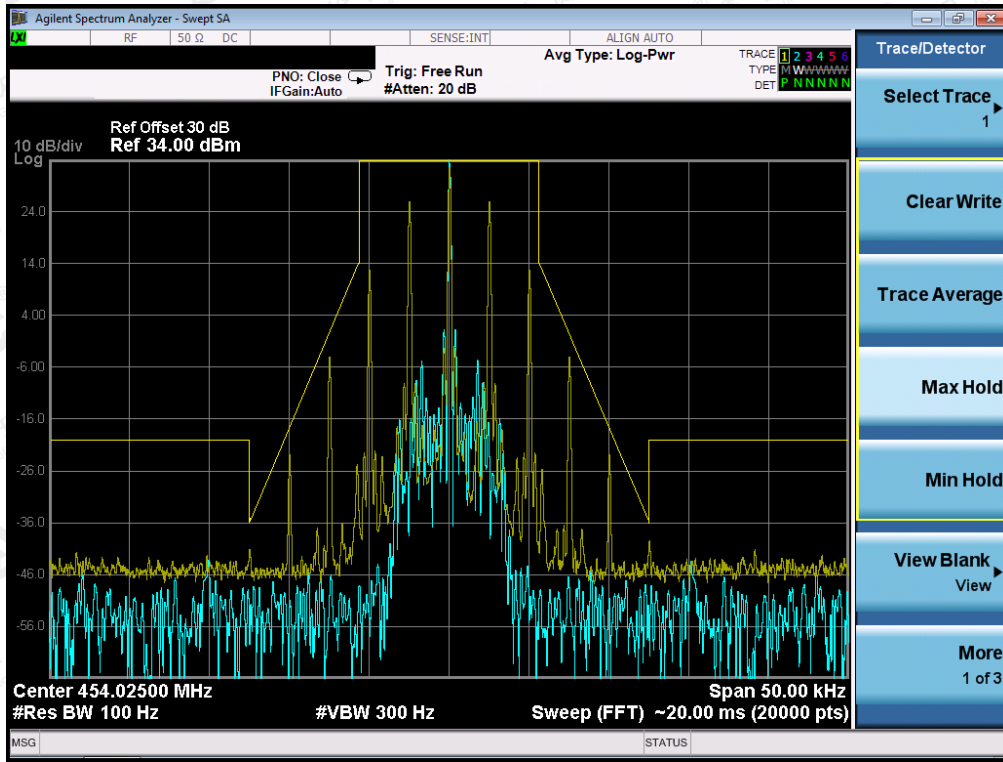


The Worst Emission Mask for (453.225 MHz) of 12.5 KHz channel Separation (2.5W)

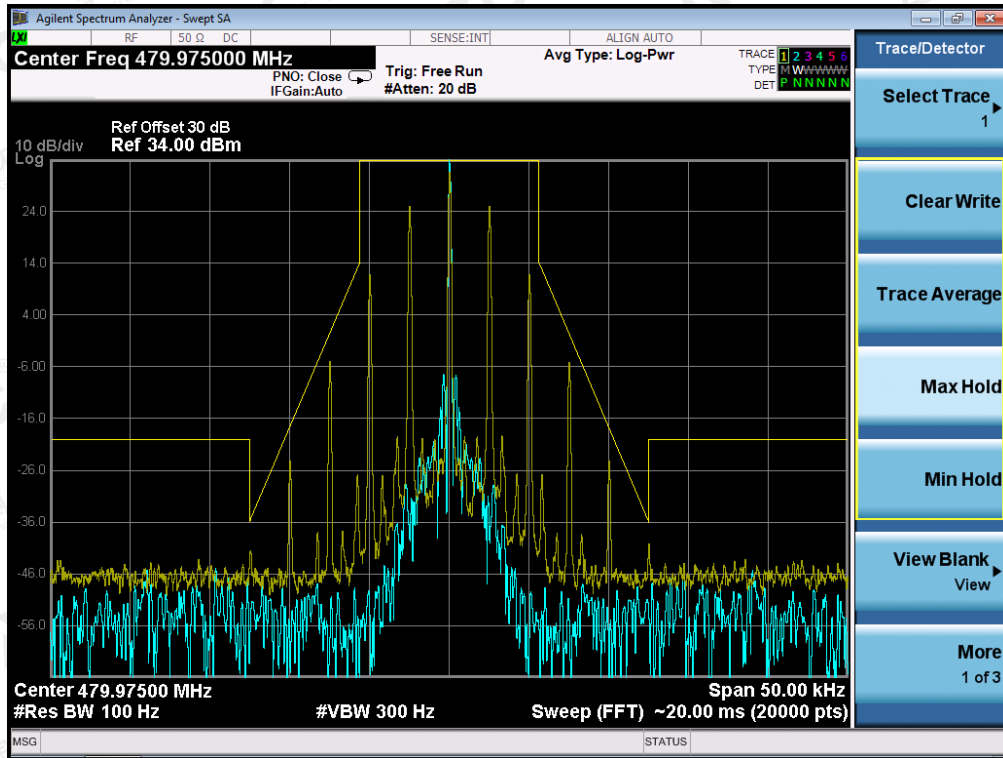


The results shown in this test report refer only to the sample(s) tested unless otherwise stated and the sample(s) are retained for 30 days only. The document is issued by AGC, this document cannot be reproduced except in full with our prior written permission. The more details and the authenticity of the report will be confirmed at <http://www.agc-cert.com>.

The Worst Emission Mask for (454.025 MHz) of 12.5 KHz channel Separation (2.5W)

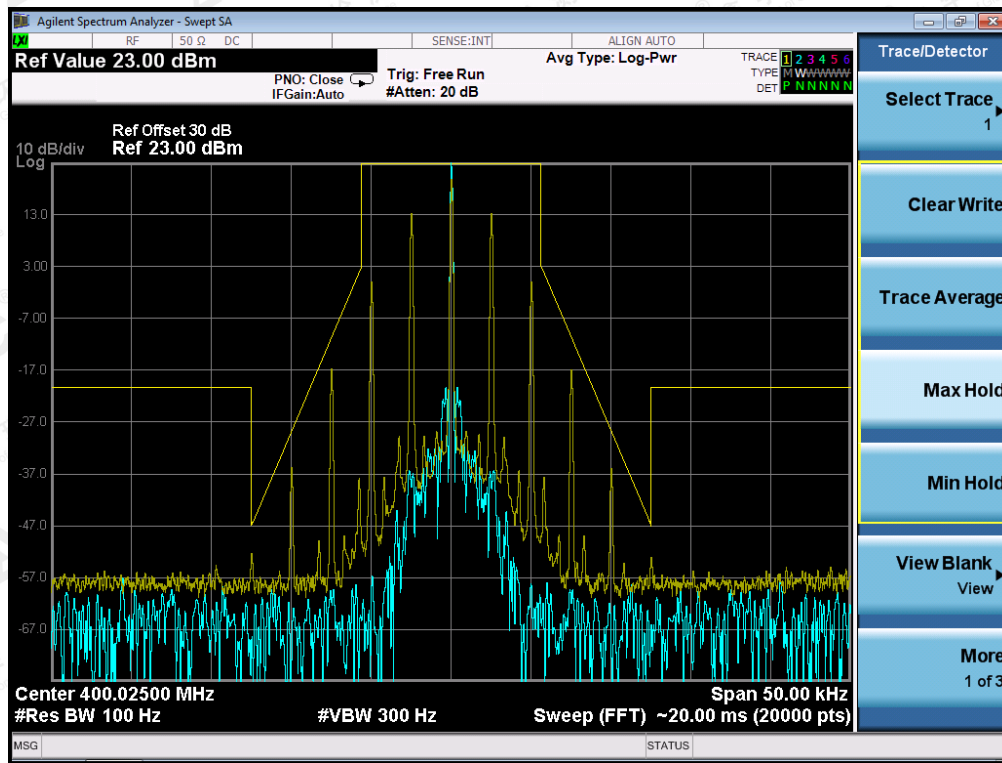


The Worst Emission Mask for (479.975 MHz) of 12.5 KHz channel Separation (2.5W)

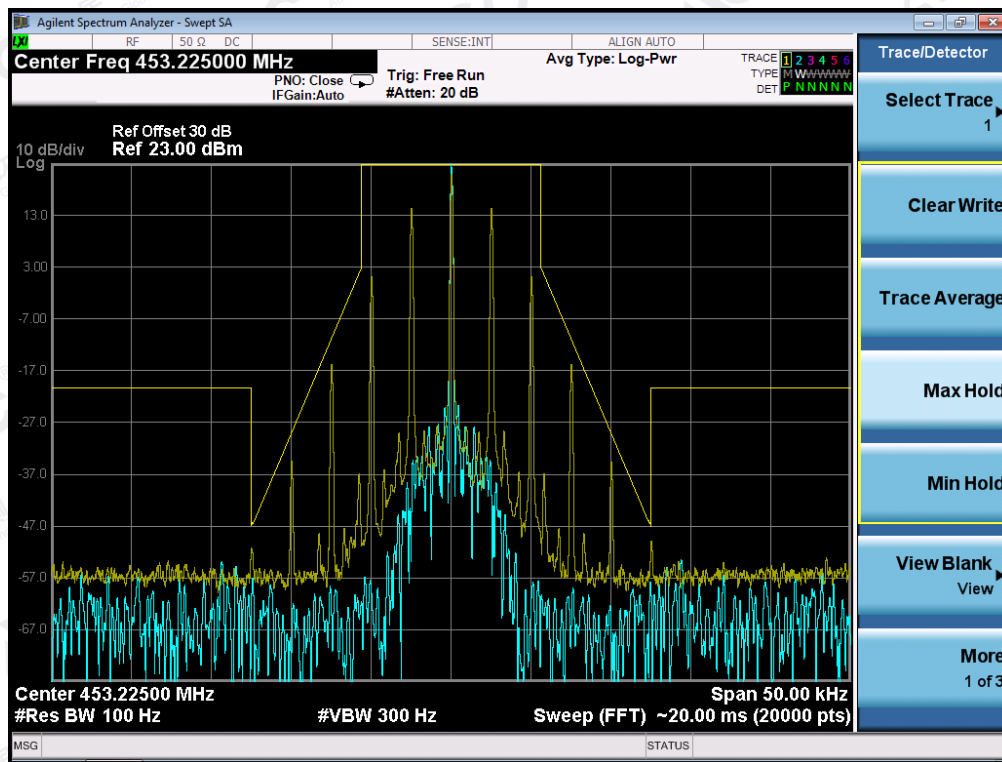


The results shown in this test report refer only to the sample(s) tested unless otherwise stated and the sample(s) are retained for 30 days only. The document is issued by AGC, this document cannot be reproduced except in full with our prior written permission. The more details and the authenticity of the report will be confirmed at <http://www.agc-cert.com>.

The Worst Emission Mask for (400.025 MHz) of 12.5 KHz channel Separation (0.2W)

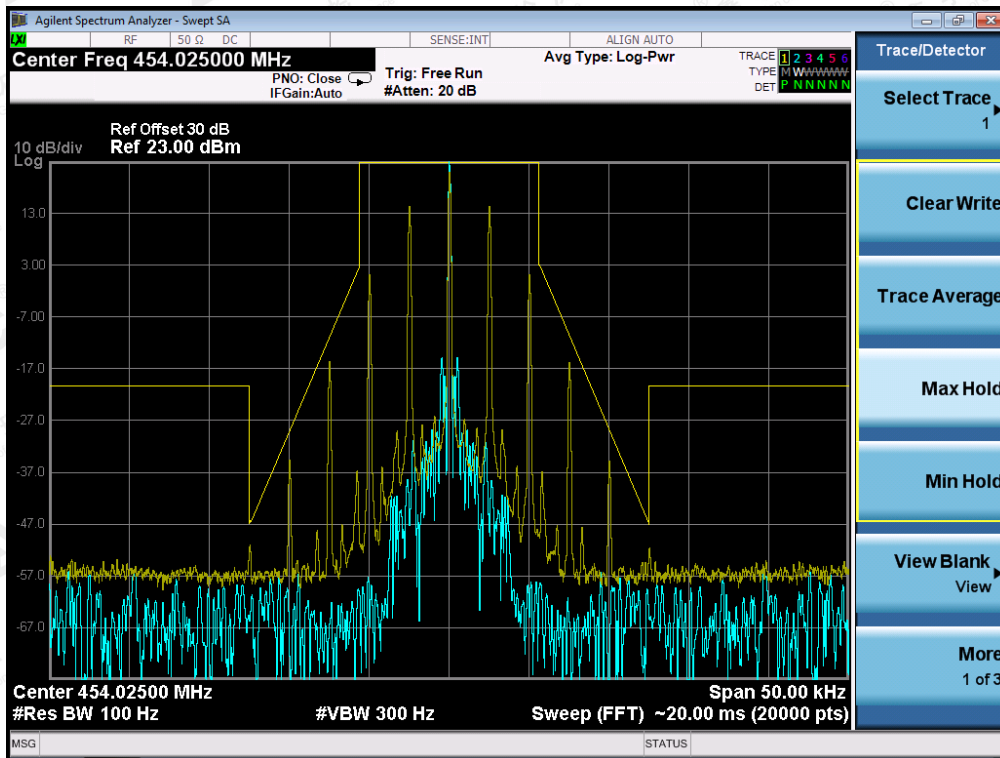


The Worst Emission Mask for (453.225 MHz) of 12.5 KHz channel Separation (0.2W)

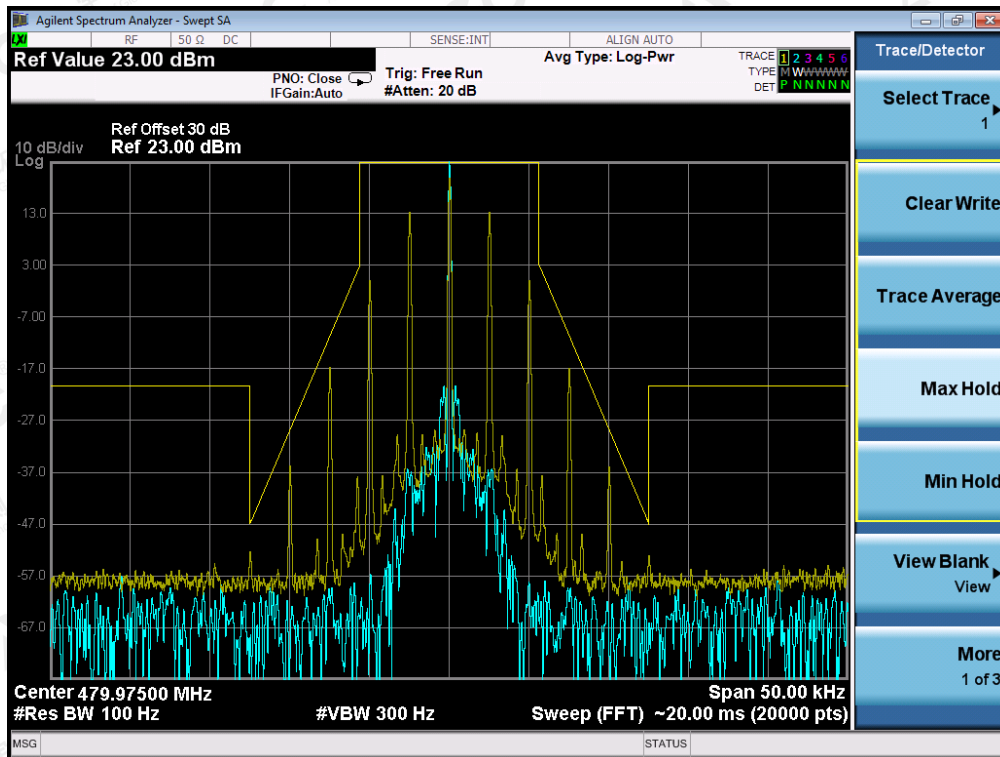


The results shown in this test report refer only to the sample(s) tested unless otherwise stated and the sample(s) are retained for 30 days only. The document is issued by AGC, this document cannot be reproduced except in full with our prior written permission. The more details and the authenticity of the report will be confirmed at <http://www.agc-cert.com>.

The Worst Emission Mask for (454.025 MHz) of 12.5 KHz channel Separation (0.2W)



The Worst Emission Mask for (479.975 MHz) of 12.5 KHz channel Separation (0.2W)



The results shown in this test report refer only to the sample(s) tested unless otherwise stated and the sample(s) are retained for 30 days only. The document is issued by AGC, this document cannot be reproduced except in full with our prior written permission. The more details and the authenticity of the report will be confirmed at <http://www.agc-cert.com>.