

LABEL POSITION INSTRUCTION

LABEL POSITION INSTRUCTION FOR PACE D5203401200 (COMCAST PX031ANI)



Position COMCAST TAMPERING label **298-3401200** as squarely as possible in position shown.

Position Approvals label (top section of **D520-PX031ANI-Product-Label-RevA**) as squarely as possible in position shown.

Position base serial-number label (middle section of **D520-PX031ANI-Product-Label-RevA**) as squarely as possible in position shown.

Document Number	700-5340310
Drafted By	Nick Tonge
Date	14 March 2013
Sheet	1 of 4
Tech Pubs Approval	Marilyn Heron

LABEL POSITION INSTRUCTION

LABEL POSITION INSTRUCTION FOR PACE D5203401200 (COMCAST PX031ANI)


SERVICE CENTER INSTRUCTION

On all units returned into the service center, replace the black (manufacturing) tamper-evident label with the blue (service) tamper-evident label.

Position Tamper-evident label **298-1203730** as squarely as possible in position shown.

Use firm finger pressure to press the label down flush and securely in place.

Position the rear-panel serial number label (bottom section of **D520-PX031ANI-Product-Label-RevA**) as squarely as possible in position shown.




Document Number 700-5340310

Sheet 2 of 4

LABEL POSITION INSTRUCTION

LABEL POSITION INSTRUCTION FOR PACE D5203401200 (COMCAST PX031ANI)

Position Proposition 65 label **298-3437200**
as squarely as possible in position shown.



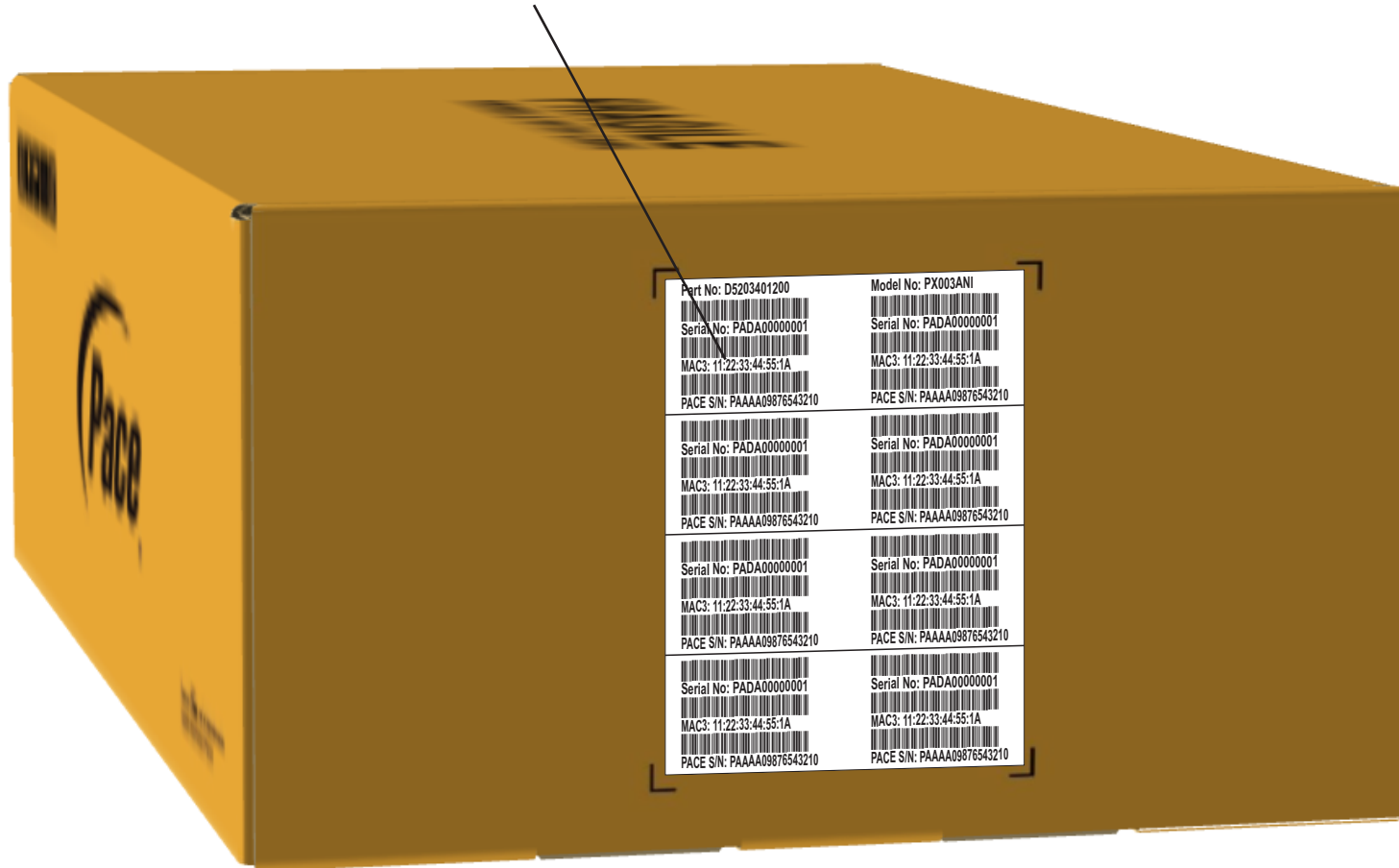
Document Number 700-5340310

Sheet 3 of 4

LABEL POSITION INSTRUCTION

LABEL POSITION INSTRUCTION FOR PACE D5203401200 (COMCAST PX031ANI)

Position SHIPPING CARTON label
D520-PX031ANI-Shipper-Label-RevA as
squarely as possible in position shown.



Document Number 700-5340310

Sheet 4 of 4