

8

7

6

5

4


3

DWG. NO.	5200-001683-000	SHEET	1	REV	3
REVISIONS					
REV	DESCRIPTION	BY	DATE	D.E.	M.E.
1	PRODUCTION RELEASE	DT	052011		
2	UPDATED DRAWING TO BE MORE GENERIC BY REMOVING SOME PART NUMBER CALLED OUT.	DT	062211		
3	ADDED HEAT SPREADER 4101-000900-000 ADDED 3X THERMAL PAD 4500-000263-000 REPLACED BOTTOM HOUSING FROM 4101-000740-000 TO 4101-000867-000. CHANGED PART DESCRIPTION TO 5168NV-010 REPLACED ALL PART NAMES BY PART NUMBER	DT	092711		

4801-001317-000

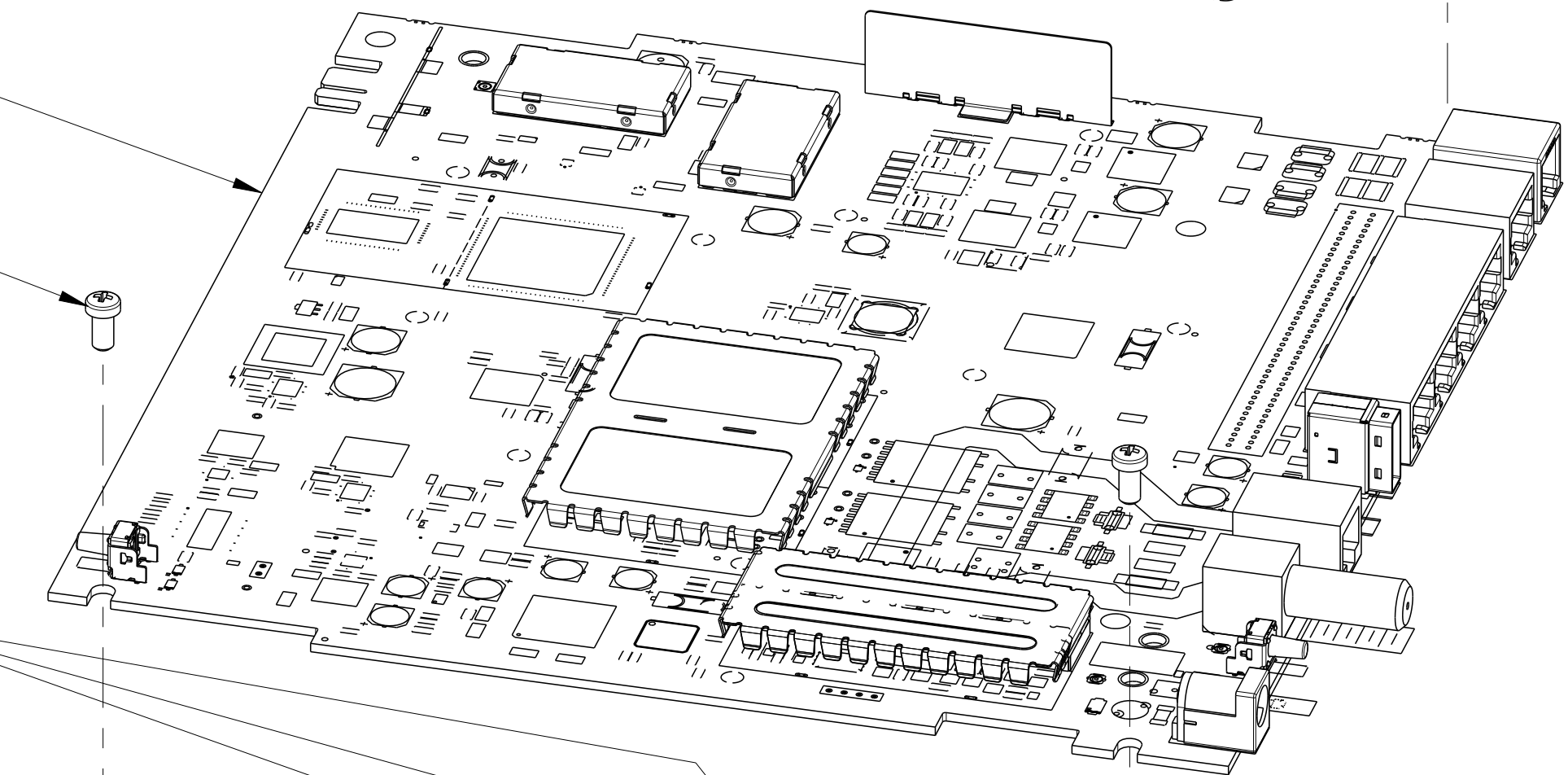


4801-001319-000  
(BOTTOM LABEL WITH REGULATORY MARKINGS)



2701-000834-XXX

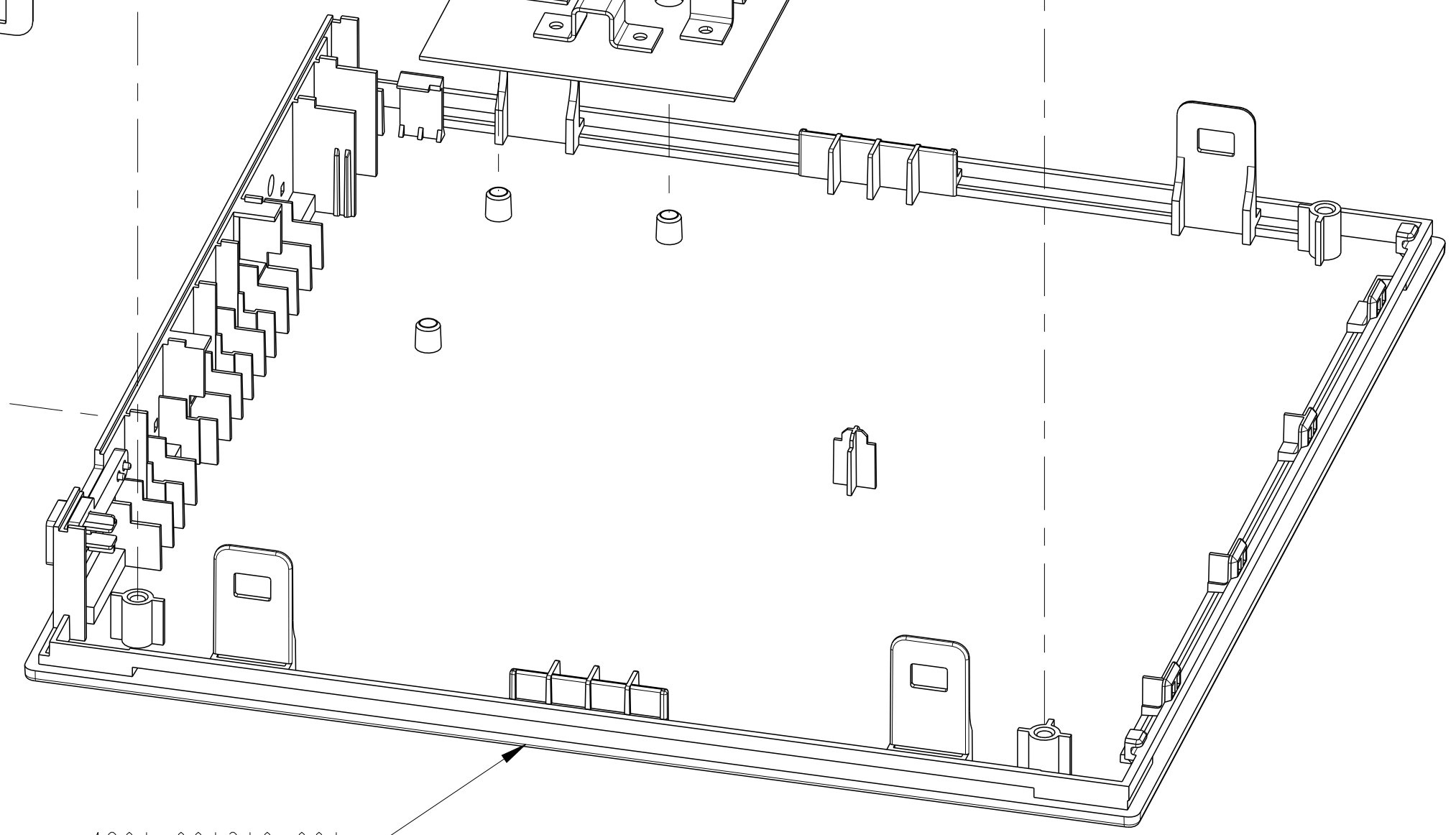
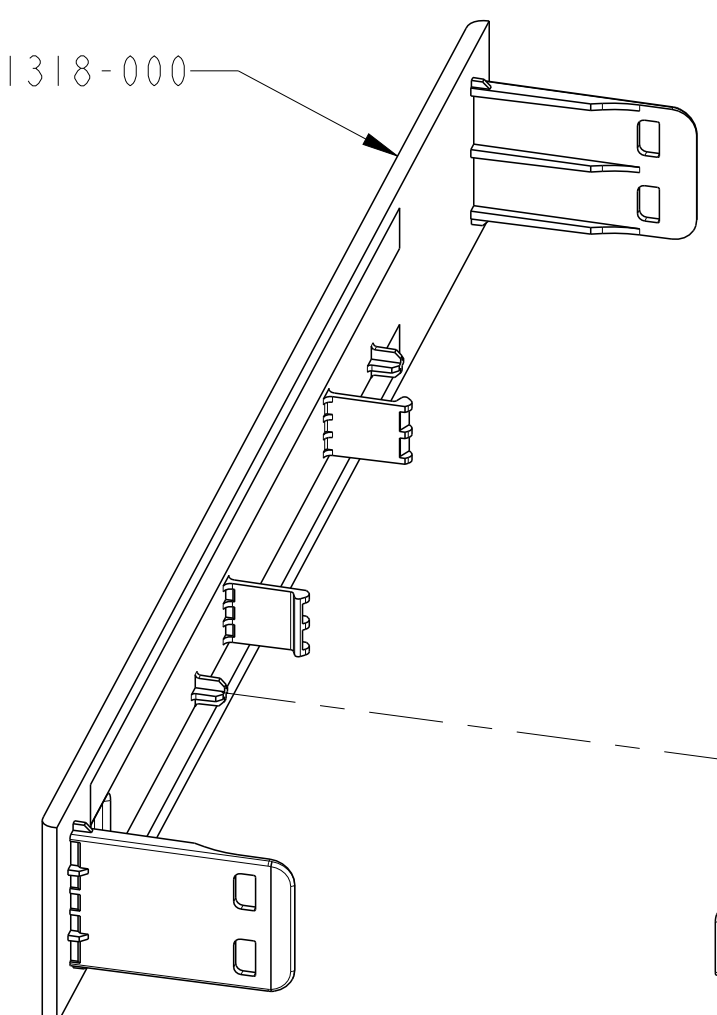
3X 4500-006016-000



4500-000263-000

4101-000900-000

4801-001318-000



4801-001316-001

QTY PER VERSION	ITEM NO.	REF. DES.	PART OR IDENTIFYING NO.	NOMENCLATURE OR DESCRIPTION	MATL/SPEC
UNLESS OTHERWISE SPECIFIED					
DIMENSIONS ARE IN MM		APPROVALS		DATE	
TOLERANCES ARE:		DRAWN BY D. TRAN		052011	
DECIMALS		DES. ENG.			
± 0.3		MFG. ENG.			
ANGLES ± 0.5°		THIS DOCUMENT CONTAINS CONFIDENTIAL AND PROPRIETARY INFORMATION OF PACE AMERICAS, INC. THIS INFORMATION WHICH SHALL NOT BE REPRODUCED, TRANSFERRED TO OTHER DOCUMENTS, DISCLOSED TO OTHERS, USED FOR MANUFACTURING OR ANY OTHER PURPOSE WITHOUT THE PRIOR WRITTEN PERMISSION OF PACE AMERICAS, INCORPORATED.			
MATERIAL N/A		DWG, ASSY, MAINSTREAM PLUS II 5168NV-010 PACE			
FINISH N/A		DO NOT SCALE DRAWING		SCALE 1/1	
THIRD ANGLE PROJECTION		DRAWING NO. 5200-001683-000		REV 3	
		SHEET 1 OF 1			

8

7

6

5

4

3

2

1