

Annex D

1-0387/20-02-01_AnnexD

Setup photos of the Equipment Under Test

This addendum is electronically signed and valid without handwritten signature.
For verification of the electronic signatures, the public keys can be requested at the testing laboratory.

Document authorized:

Frank Heussner
Testing Manager
Radio Communications & EMC

Photos




Photo 1: Radiated measurements fully anechoic chamber




Photo 2: Radiated measurements fully anechoic chamber




Photo 3: Radiated measurements fully anechoic chamber




Photo 4: Radiated measurements fully anechoic chamber



Photo 5: Radiated measurements shielded semi anechoic chamber



Photo 6: Radiated measurements in test lab



Photo 7: Radiated measurements in test lab



Photo 8: Radiated measurements in test lab



Photo 9: Radiated measurements in test lab




Photo 10: Radiated measurements in test lab




Photo 11: Radiated measurements in test lab




Photo 12: Radiated measurements in climatic chamber



Photo 13: Radiated measurements in climatic chamber




Photo 14: Radiated measurements with RF-detector




Photo 15: Substitution



Photo 16: Emissions conducted back onto the AC power line

Document history

Version	Applied changes	Date of release
	initial release	2021-06-08

- END OF DOCUMENT -
