

Test Set-Up Photos

1.1 AC Powerline Conducted Emission Test



FRONT VIEW (M/N: XEU38-W SERIES)



SIDE VIEW (M/N: XEU38-W SERIES)




FRONT VIEW (M/N: XEU38-T SERIES)




SIDE VIEW (M/N: XEU38-T SERIES)


1.2 Radiated Emission Test




HORIZONTAL (M/N: XEU38-W SERIES)



VERTICAL (M/N: XEU38-W SERIES)



HORIZONTAL (M/N: XEU38-T SERIES)



VERTICAL (M/N: XEU38-T SERIES)