

# OPERATING YOUR VEHICLE

## Quick Start


1. Start with fresh batteries (or a full charge).
2. Turn vehicle switch **ON**. Press transmitter controls to run and control your vehicle.
3. When you're done driving, turn vehicle switch **OFF**. Remove all batteries for storage.

## Safety Precautions

Adults, this toy is recommended for children 5 years of age and older. To ensure that the child's play is both safe and fun, please review the operating instructions and these general safety rules with the child.



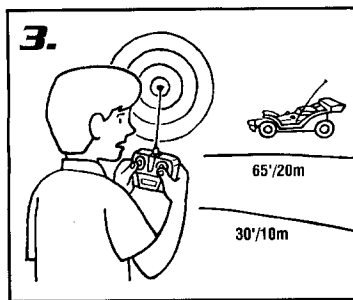


### Caution

- **NEVER** drive your vehicle on streets! They're for real cars!
- **DO NOT** pick up vehicle while in motion.
- Keep fingers, hair and loose clothing away from the tires and the wheel hubs while the vehicle is switched **ON**.
- If this toy is being operated in the presence of children under 5 years of age, adult supervision is recommended.
- To avoid accidental operation, remove all batteries when not in use.



## Quick Tips

1. When your vehicle starts to lose power, it may lose functions or performance. It's time for fresh batteries (or a recharge). Your vehicle's running time may change depending on your driving style.
2. Radio interference can make your vehicle run badly. Interference can be caused by other R/C vehicles running on the same frequency; electrical wires; large buildings; or CB radios. Try to stay away from these!
3. Point your transmitter antenna up - not down toward your vehicle. If your vehicle gets too far away, it won't work properly.
4. Don't drive your vehicle in sand or through water or snow.
5. Don't store your vehicle near heat or in direct sunlight. Always turn switches **OFF** and remove all batteries for storage.



## TROUBLESHOOTING

### PROBLEM? - SOLUTIONS!

SYMPTOM	PROBABLE CAUSE	CORRECTION
Vehicle runs slowly or will not run.	<ul style="list-style-type: none"> <li>• Loose battery connection or vehicle switch not <b>ON</b>.</li> <li>• Weak or uncharged rechargeable NiCd battery.</li> <li>• Weak AA batteries (Power Clip) or 9-volt transmitter battery</li> </ul>	<ul style="list-style-type: none"> <li>• Check battery connector and vehicle switch.</li> <li>• Charge battery or replace.</li> <li>• Replace with fresh alkaline battery.</li> </ul>
Power indicator light on transmitter does not light.	<ul style="list-style-type: none"> <li>• Transmitter battery weak or not connected.</li> </ul>	<ul style="list-style-type: none"> <li>• Check connections and replace battery if required.</li> </ul>
Erratic operation or only short range possible.	<ul style="list-style-type: none"> <li>• Radio interference likely.</li> </ul>	<ul style="list-style-type: none"> <li>• Change location (see point 2 - Quick Tips).</li> </ul>
Short rechargeable NiCd battery life.	<ul style="list-style-type: none"> <li>• Battery not fully charged.</li> </ul>	<ul style="list-style-type: none"> <li>• Recharge vehicle battery.</li> </ul>
Vehicle doesn't work after going through water or snow.	<ul style="list-style-type: none"> <li>• Water in the electronics area.</li> </ul>	<ul style="list-style-type: none"> <li>• Vehicle will take several hours to dry. Allow to dry overnight before trying again.</li> <li>• Avoid driving in water and snow.</li> </ul>

### COMPLIANCE WITH FCC REGULATIONS

THIS DEVICE COMPLIES WITH PART 15 FCC RULES. OPERATION OF THIS DEVICE IS SUBJECT TO THE FOLLOWING TWO CONDITIONS:

1. THIS DEVICE MAY NOT CAUSE HARMFUL INTERFERENCE.
2. THIS DEVICE MUST ACCEPT ANY HARMFUL INTERFERENCE THAT MAY CAUSE UNDESIRABLE OPERATION.

This device generates and uses radio frequency energy and if not used properly may cause interference to radio and television reception. It has been tested and found to comply with the limits set by the FCC which are designed to provide reasonable protection against such interference.

**CAUTION:** FCC Regulations state that changes or modifications to this product not expressly approved by the party responsible for compliance could void the user's authority to operate the equipment.

© 1999 Mattel, Inc., Mt. Laurel, NJ 08054 U.S.A.  
**PRINTED IN CHINA.**  
 All Rights Reserved. ® and ™ designate U.S. trademarks of Mattel, Inc.

Retain this address for future reference:  
 Mattel U.K., Ltd., Meridian West, Leicester LE3 2WT.  
 Mattel Australia Pty., Ltd., Richmond, Victoria 3121 -  
 Consumer Advisory Service:  
 1800 800 812 (valid only in Australia).  
 Mattel East Asia Limited, 930 Ocean Centre, Harbour  
 City, HK, China.