

Annex D

1-1604/20-06-04_AnnexD

[Setup photos of the Equipment Under Test](#)

This addendum is electronically signed and valid without handwritten signature.
For verification of the electronic signatures, the public keys can be requested at the testing laboratory.

Document authorized:

Michael Dorongovski
Lab Manager
Radio Communications

Photos



Photo 1: UWB test setup 960 MHz to 10 GHz




Photo 2: UWB test setup 960 MHz to 10 GHz



Photo 3: UWB test setup 960 MHz to 10 GHz




Photo 4: UWB test setup 960 MHz to 10 GHz




Photo 5: UWB test setup 10 GHz to 18 GHz



Photo 6: EUT at the semi-anechoic chamber, below 1 GHz test setup



Photo 7UWB 18 GHz to 40 GHz test setup




Photo 8: EUT at the anechoic chamber, below 18 GHz test setup



Photo 9: EUT at the anechoic chamber, below 18 GHz test setup




Photo 10: EUT at the anechoic chamber, below 18 GHz test setup




Photo 11: EUT at the anechoic chamber, below 18 GHz test setup




Photo 12: EUT at the anechoic chamber, below 18 GHz test setup



Photo 13: EUT at the anechoic chamber, below 18 GHz test setup

Document history

Version	Applied changes	Date of release
	initial release	2021-12-23
- END OF DOCUMENT -		