

OWNER'S MANUAL

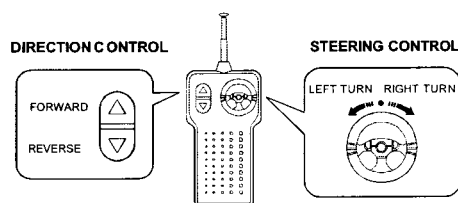
Please read carefully before operating your vehicle. Keep these instructions for future reference as they contain important information.

SET UP

Remove the battery cover on the bottom of the transmitter. Insert 3 "AAA" batteries with polarity as shown inside battery compartment and replace the battery cover.

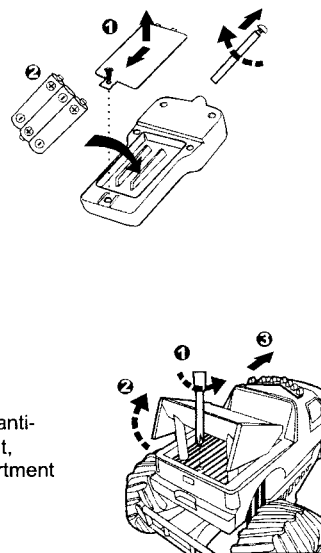
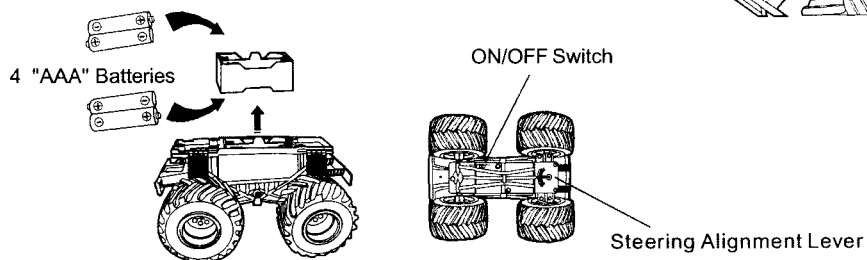
To remove the battery cover, use screwdriver to turn the screw in anti-clockwise.

Insert the antenna into the top of the transmitter and screw in tightly. Extend the antenna.



Remove the body of the truck*, use screwdriver to turn the screw in anti-clockwise. Remove the body of the truck, lift the battery compartment, install 4 "AAA" batteries with polarity as shown inside battery compartment and replace the body of the truck.

* Body of truck could be different with the one shown in this manual.



RACE

- ★ Switch Vehicle to ON position.
- ★ Adjust Steering Alignment Lever Left or Right when the steering is not properly aligned.
- ★ Operate your Vehicle in a dry, open area, do not drive in the street. Keep away from water.
- ★ Do not operate your Vehicle too far away from the transmitter, your signal strength will become weak and Vehicle will not function properly. Your transmitter is equipped with a special automatic ON battery saving feature. Push either transmitter button and you will be able to run and control your vehicle.
- ★ For best results, hold Transmitter antenna up, not pointed down towards R/C Vehicle. Turn Vehicle switch to OFF position when not in use.

BATTERY PRECAUTIONS

- ★ Never mix alkaline/standard (carbon-zinc) and rechargeable (nickel cadmium) batteries.
- ★ Non-rechargeable batteries are not to be recharged.
- ★ Rechargeable "AAA" batteries are to be removed from the toy before being charged.
- ★ Packaging materials must be removed by an adult.
- ★ Different types of batteries or new and used batteries are not to be mixed.
- ★ Only batteries of the same as equivalent type as recommended are to be used.
- ★ Batteries are to be inserted with the correct polarity.
- ★ Exhausted batteries are to be removed from the toys.
- ★ The supply terminals are not to be short-circuited.
- ★ Rechargeable batteries may only be charged under the supervision of an adult.
- ★ Do not dispose of batteries in fire, batteries may explode or leak.

RADIO INTERFERENCE

When your R/C Vehicle runs erratically or loss of control, the problem is due to being in an area near High Tension Wires, Telephone Poles with High-Voltage Transformers, CB Radios, even certain Building or other R/C Vehicle running close by on the same frequency as yours, you may have to choose different location.

FCC NOTES

This equipment has been tested and found to comply with the limits for a class B digital device, pursuant to Part 15 of the FCC Rules. These limits are designed to provide reasonable protection against harmful interference in a residential installation. This equipment generates use and can radiate radio frequency energy and, if not installed and used in accordance with the instructions, may cause harmful interference to radio communications. However, there is no guarantee that interference will not occur in a particular installation. If this equipment does cause harmful interference to radio or television reception, which can be determined by turning the interference by one or more of the following measures:

- ★ Reorient or relocate the receiving antenna.
- ★ Increase the separation between the equipment and receiver.
- ★ Connect the equipment into an outlet on a circuit different from that to which the receiver is needed.
- ★ Consult the dealer or an experienced radio / TV technician for help.

This device complies with Part 15 of the FCC rules. Operation is subject to the following two conditions: (1) This device may not cause harmful interference, and (2) this device must accept any interference received, including interference that may cause undesired operation.

WARNING

FCC Regulations state that Changes or modifications to this unit not expressly approved by the party responsible for compliance could void the user's authority to operate the equipment.

Not suitable for children under 3 years due to small parts only
Do not pick up the Vehicle when it's moving.