

# **EyeD OptiMouse (MFD02-C2)**

---

**NITGen Co., Ltd.**

[www.nitgen.com](http://www.nitgen.com)

[customer@nitgen.com](mailto:customer@nitgen.com)

---

## **FCC NOTICE**

THIS DEVICE COMPLIES WITH PART 15 OF THE FCC RULES.

OPERATION IS SUBJECT TO THE FOLLOWING TWO CONDITION:

(1) THIS DEVICE MAY NOT CAUSE HARMFUL INTERFERENCE, AND

(2) THIS DEVICE MUST ACCEPT ANY INTERFERENCE RECEIVED,  
INCLUDING INTERFERENCE THAT MAY CAUSE UNDERSIRED  
OPERATION.

This equipment has been tested and found to comply with the limits for a Class B digital device, pursuant to part 15 of the FCC Rules. These limits are designed to provide reasonable protection against harmful interference in a residential installation. This equipment generates, uses and can radiate radio frequency energy and, if not installed and used in accordance with the instructions, may cause harmful interference to radio

communication. However, there is no guarantee that interference will not occur in a particular installation. If this equipment does cause harmful interference to radio or television reception, which can be determined by turning the equipment off and on, the user is encouraged to try to correct the interference by one or more of the following measures :

- Reorient or relocate the receiving antenna.
- Increase the separation between the equipment and receiver.
- Connect the equipment into an outlet on a circuit different from that to which the receiver is connected.
- Consult the dealer or an experienced radio/TV technician for help.

NOTE : The manufacturer is not responsible for any radio or TV interference caused by unauthorized modifications to this equipment. Such modifications could void the user's authority to operate the equipment.

© Copyright 1998, SecuGen Corporation & NITGen Co., Ltd.

ALL RIGHTS RESERVED

Serial Number:

Specifications subject to change without notice.

NITGen, the NITGen logo, EyeD OptiMouse, EyeD Hamster, and EyeD Keyboard are trademarks of NITGen Co., Ltd. All other brands or products may be trademarks, service marks or registered trademarks of their respective owners.

---

# SECUGEN USER LICENSE AGREEMENT

SecuGen Corporation (“SecuGen”) is granting you (an individual or an entity, either of which is referred to herein as “Licensee”) a license to use SecuGen’s Developer’s Kit or its Evaluation Kit, including computer software, hardware, associated media and printed materials (individually “DK” and “EK,” and collectively the “Products”) only upon the condition that Licensee accepts all of the terms and conditions contained in this User License Agreement (the “Agreement”). If Licensee does not agree to the terms of this Agreement, Licensee should not install or use the Products, rather, promptly return the Products to the place of purchase.

**1. Grant of License.** This Agreement grants Licensee a personal, limited, non-transferable, non-exclusive right to install and use one copy of the Products on a single computer exclusively for the following purposes:

- a. Licensee may use the DK solely for developing, designing, and testing SecuGen software applications for use with SecuGen products (“Applications”).
- b. Licensee may install and use one copy of the EK for the sole purpose of running Applications provided to Licensee by SecuGen.
- c. Licensee may modify the sample source code located in the Products’ “samples” directories (“Sample Code”) to design, develop and test SecuGen Applications. Licensee may also reproduce and distribute the Sample Code in object code form along with any modifications Licensee makes to the Sample Code, provided that Licensee complies with the distribution requirements described below. For purposes of this section, “modifications” shall mean enhancements to the functionality of the Sample Code.
- d. Licensee may copy and redistribute the Sample Code provided that: (a) it is distributed as part of an Application prepared by Licensee; (b) Licensee’s Application adds significant and primary functionality to the Sample Code;

- (c) the Sample Code only operates in conjunction with the Products; (d) Licensee does not permit further redistribution of the Sample Code; (e) Licensee does not use SecuGen's name, logo or trademarks to mark Licensee's Application; (f) Licensee includes a valid copyright notice on Licensee's Application; and (g) Licensee agrees to indemnify, hold harmless, and defend SecuGen from and against any claims or lawsuits, including attorney's fees, that arise or result from the use or distribution of Licensee's Application.
- e. No other uses and/or distribution of the Products or Sample Code are permitted without SecuGen's prior written consent. SecuGen reserves all rights not expressly granted to Licensee.

**2. Limitations or Restrictions.** Licensee may not: (i) modify or translate the Products; (ii) reverse engineer, decompile, or disassemble the Products, except and only to the extent this restriction is expressly permitted by applicable law; (iii) separate the Products component parts to transfer to a third party; (iv) rent, lease, sell or lend the Products.

**3. Intellectual Property Rights.** Licensee acknowledges that no title to the intellectual property in the Products and any components thereof are transferred to Licensee. All rights, title and copyrights in and to the Products and any copies are owned by SecuGen. The Products are protected by copyright laws and international copyright conventions and treaties.

**4. Disclaimer of Warranty.** The Products are deemed accepted by Licensee. The PRODUCTS are provided to Licensee "AS IS" and without warranty of any kind. To the maximum extent permitted by applicable law, SecuGen further disclaims all warranties, including without limitation any implied warranties of merchantability, fitness for a particular purpose, and non-infringement. Any and all risk arising out of the use or performance of the PRODUCTS remains with Licensee. In no event shall SecuGen or its suppliers be liable for any consequential, incidental, direct, indirect, special, punitive, or other damages whatsoever (including, without limitation, damages for loss of business profits, business interruption, loss of business

---

information, or other pecuniary loss) arising out of this Agreement or the use of or inability to use the Products, even if SecuGen has been advised of the possibility of such damages. Because some states/jurisdictions do not allow the exclusion or limitation of liability for consequential or incidental damages, the above limitation applies only to the extent permitted by applicable law.

**5. Limitation of Liability.** SecuGen's total liability and Licensee's exclusive remedy under this Agreement shall not exceed the replacement cost of a single copy of the Products.

**6. Indemnification.** Licensee shall hold harmless, indemnify and defend SecuGen, its officers, directors and employees, from and against any claim, suit or proceeding and any losses, damages, fines and expenses (including attorneys' fees and costs) arising out of or relating to any claims that Licensee's use of the Products in conjunction with any Licensee Application infringes the patent, copyright, trademark, trade secret, or other proprietary rights of any third party, or resulting from any breach of this Agreement by Licensee.

**7. Termination.** Without prejudice to any other rights, SecuGen may terminate this Agreement if Licensee fails to comply with any term or condition of this Agreement. Upon termination of this Agreement, Licensee shall immediately discontinue the use of the Products and certify destruction of all full or partial copies of the Products and related materials provided by SecuGen. Licensee may also terminate this Agreement at any time by destroying the Products and all copies thereof.

**8. General.** Licensee acknowledges that he or she has read this Agreement, understands it, and that by using the Products Licensee agrees to be bound by the terms and conditions set forth in this Agreement. Licensee further agrees that the Agreement is the complete and exclusive statement of the understanding between SecuGen and Licensee which supersedes any proposal or prior agreement, oral or written, and any other communication between SecuGen and Licensee relating to the subject matter of this Agreement. This Agreement may not be modified except in

writing duly signed by an authorized representative of SecuGen and Licensee. If any provision of this Agreement is held to be unenforceable for any reason, such provision shall be reformed only to the extent necessary to make it enforceable, and such decision shall not affect the enforceability of such provision under other circumstances, or of the remaining provisions hereof under all circumstances.

**9. U.S. Government Restricted Rights.** Use duplication, or disclosure by the Government is subject to restrictions as set forth in subparagraph (c)(1)(ii) of the Rights in Technical Data and Computer Software clause at DFARS 252.227-7013 or subparagraphs (c)(1) and (2) of the Commercial Computer Software – Restricted Rights regulation found at 48 CFR 52-227-19, as applicable. Manufacturer is SecuGen Corp., 1740 Technology Drive Suite 530, San Jose, California 95110. Licensee acknowledges that the laws and regulations of the United States restrict the export and re-export of the Products. Licensee agrees that the Products in any form will not be exported or re-exported without the appropriate United States and foreign government approval.

## **WARRANTY**

THIS PUBLICATION AND ALL ACCOMPANYING SOFTWARE AND HARDWARE ARE PROVIDED "AS IS" WITHOUT WARRANTY OF ANY KIND, EITHER EXPRESSED OR IMPLIED, INCLUDING, BUT NOT LIMITED TO, THE IMPLIED WARRANTIES OF MERCHANTABILITY, FITNESS FOR A PARTICULAR PURPOSE, AND NON-INFRINGEMENT. UNDER NO CIRCUMSTANCES WILL SECUGEN CORPORATION BE LIABLE TO THE PURCHASER OR ANY USER FOR ANY DAMAGES, INCLUDING ANY INCIDENTAL OR CONSEQUENTIAL DAMAGES, EXPENSES, LOST PROFITS, LOST SAVINGS, OR OTHER DAMAGES ARISING OUT OF THE USE OF OR INABILITY TO USE THE PRODUCT, EVEN IF THE SELLER HAS BEEN ADVISED OF THE POSSIBILITY OF SUCH DAMAGES.

THIS PUBLICATION COULD INCLUDE TECHNICAL INACCURACIES OR TYPOGRAPHICAL ERRORS. CHANGES ARE PERIODICALLY MADE TO THE INFORMATION HEREIN; THESE CHANGES WILL BE INCORPORATED

---

INTO NEW EDITIONS OF THIS PUBLICATION. SECUGEN CORPORATION MAY MAKE IMPROVEMENTS AND/OR CHANGES IN THE PRODUCT(S) AND/OR THE PROGRAM(S) DESCRIBED IN THIS PUBLICATION AT ANY TIME AND WITHOUT NOTICE.

## ■ **Biometrics overview**

Biometrics is an automated method of recognizing a person based on physical or behavioral characteristics. Examples of human traits and behaviors used in biometrics include fingerprint, voice, face, retina, iris, handwriting, and hand geometry.

There are two key functions offered by a biometric system. One is identification, a one-to-many matching process, in which a biometric sample is compared against a database of stored users. The other is verification, a one-to-one matching process, in which the biometric system will verify whether or not an individual's biometric sample matches a previously enrolled data.

Using biometrics for identifying and authenticating human beings offers some unique advantages over traditional and current methods. Only biometrics authentication is based on the identification of an intrinsic part of a human being. Tokens, such as smart cards, magnetic stripe cards, and physical keys, can be lost, stolen, duplicated, or left at home. Passwords can be forgotten, shared, or unintentionally observed by a third party. On the other hand, biometrics technology provides both security and convenience.

With an increasing reliance on online technology and other shared resources, the information age is quickly revolutionizing the way transactions are completed. Everyday actions are increasingly being handled electronically, and this growth in electronic transactions has resulted in greater demands for fast and accurate user identification and authentication methods. Biometrics technology is the way to achieve fast and convenient authentication with a high level of accuracy.



## ■ Advantages of using fingerprints

The advantages of using a fingerprint are its acceptance, convenience, and reliability. It takes little time and effort to acquire one's fingerprint with a fingerprint identification device. Ancient officials used thumbprints to seal documents over two thousand years ago, and law enforcement agencies have been using fingerprint identification since the late 1800s. Many studies have also found that using fingerprints as an identification source is the least intrusive of all biometrics techniques. In addition, there is a great amount of scientific data supporting the idea that no two fingerprints are alike.

## ■ SecuGen company

SecuGen develops and markets biometrics authentication solutions that enable individuals or groups to protect their valuable resources. The technology focuses on hardware and software products based on advanced fingerprint identification and verification methods.

## ■ SecuGen's Technology Overview

SecuGen's products are the result of endless dedication to high standards in technology, engineering and design. The fingerprint recognition module boasts outstanding features over other existing fingerprint recognition products.

### □ EXCELLENT IMAGE QUALITY

---

High quality fingerprint images are generated using advanced, patent-pending optical methods.

#### ☐ **DURABILITY**

Mechanical strength tests show resistance to impact, shock and scratches.

#### ☐ **POWERFUL SOFTWARE**

Precise, fast processing algorithm ensures efficiency and reliability.

#### ☐ **RUGGEDNESS AND VERSATILITY**

Careful engineering and superior material quality allows for use under extreme conditions.

#### ☐ **ERGONOMIC DESIGN AND INTEGRATION**

Modular design for seamless integration into small devices, ease of use, and compatibility make it ideal for a broad range of applications.

#### ☐ **LOW COST**

Products are developed and engineered to deliver high performance at very affordable prices for general as well as industrial use.

## 1. MFDP02-C2 EyeD OptiMouse

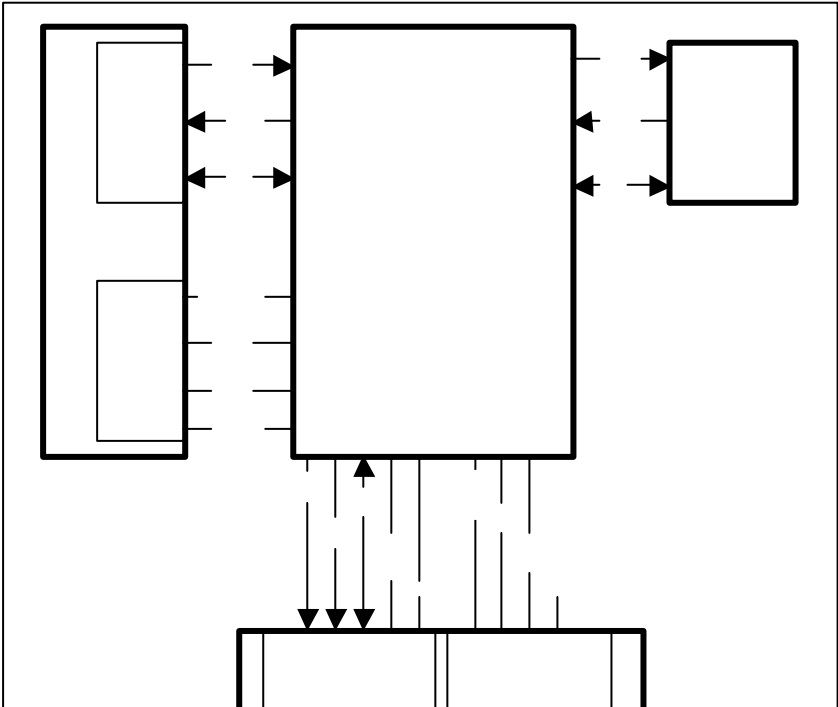
### 1.1 Features

Based on unique technologies (patent pending), the Fingerprint device is able to capture fingerprint images with very high contrast and extremely low distortion. It is also able to accurately capture dry fingerprints, a known challenge for optical fingerprinting systems.

The module may be applied to a wide range of applications thanks to the following features :

- Integration-readiness
  - Durability : impact- and scratch-resistance
  - Fine image quality: extremely low distortion, superior performance
  - Competitively low price
  - Pass-through provided
  - ☐ Compatibility : Works with any Windows 95/98 system that supports the Parallel
-

1.2 Block Diagram



## 2. H/W Installation

### 2.1 Testing System Requirements

#### ■ Parallel Driver

- ☐ IBM compatible models PC586 or later
- ☐ CD-ROM (Or 1.44MB FDD)
- ☐ Parallel ports (EPP or ECP mode-EPP mode recommended)
- ☐ PS/2 port (mouse jack port)
- ☐ 16 MB RAM
- ☐ 20 MB hard disk empty space
- ☐ MS Windows 95/98/NT 4.0 or Windows 2000

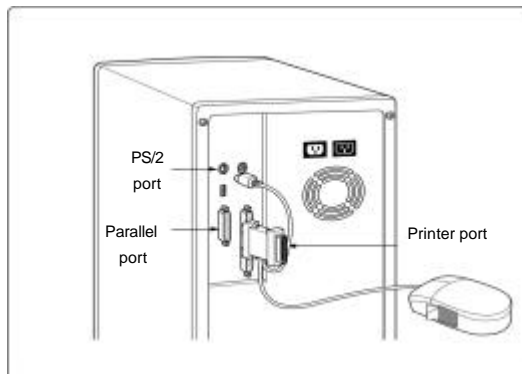
### 2.2 Installing Parallel Driver

---

### Connecting parallel type fingerprint recognizer

In Parallel ports fingerprint recognizers [FDP01, FDP02], there are mice, keyboards, and hamsters. For Parallel type fingerprint recognizers, connect the fingerprint recognizer first before starting driver installation program.

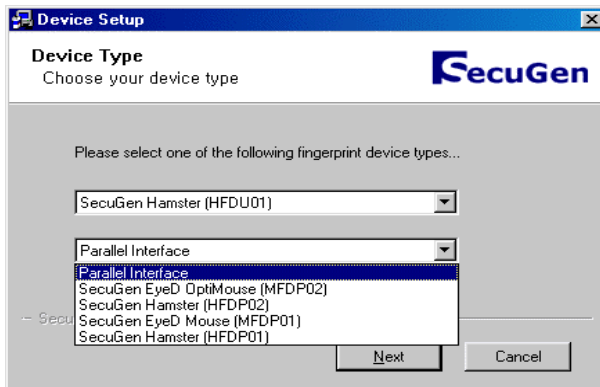
- 1) Turn off the power of computer.
- 2) Connect the PS/2 mouse connector to PS/2 port (mouse or keyboard port) of the host computer.
- 3) Connect the mouse parallel adapter to the parallel port (Printer port) of the host computer. To attach a local printer, connect the printer cable to the back of the mouse parallel adapter.



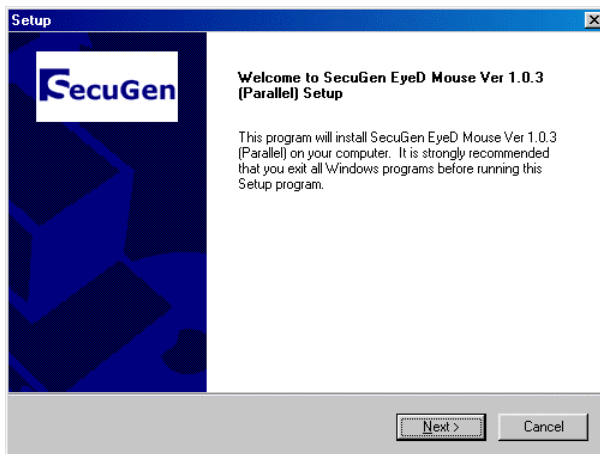
- 4) If both the parallel port and the PS/2 port are connected, power on the

computer.

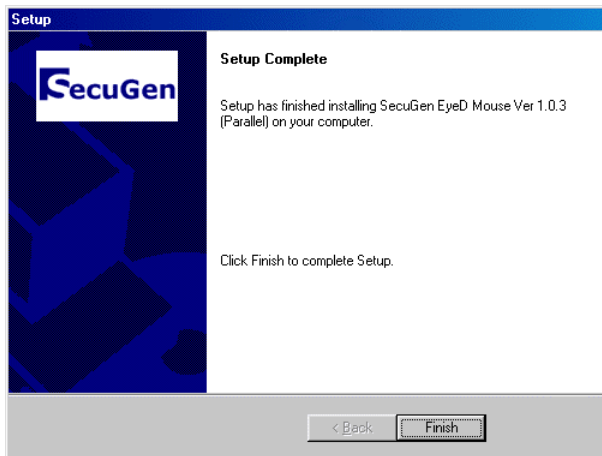
5) Execute the device installation program.



6) Setup dialog box will start automatically. Click <Next> to continue.



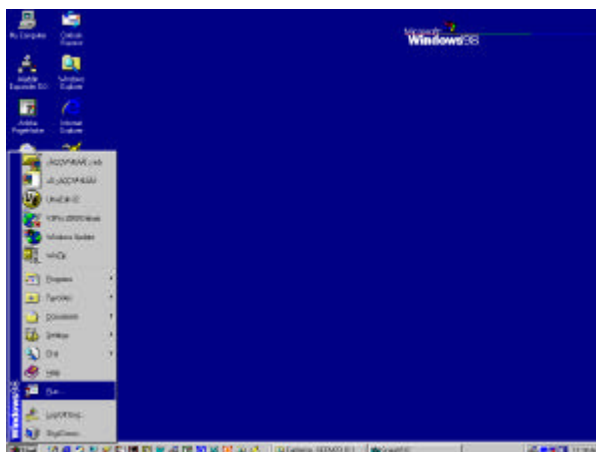
7) When the Setup Complete dialog appears, click <Finish>. The installation is now finished.



※ note: In the case of parallel port device, the BIOS settings on your computer **SHOULD BE** set for EPP(recommended) or ECP parallel port mode. You can change the mode on BIOS Setup.

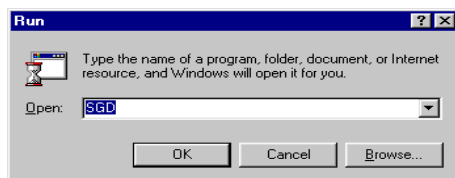
## 2.3 Executing Diagnostic Tools

1)Click “Run” to open the Run Box in start menu.

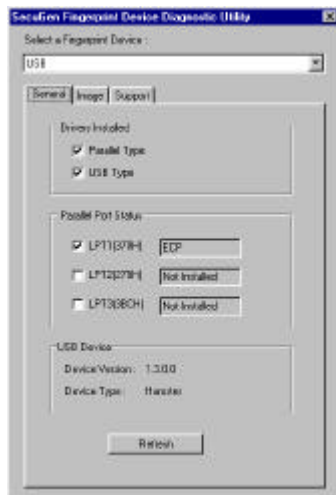




2) Type “SGD” as shown below, then click <OK>.



## 2.4 Check System Status



### Drivers installed

If parallel type has been checked, it indicates that a driver for parallel type device has been installed. And, if USB type has been checked, a driver for USB has been installed. If both have been checked, both types of drivers have been installed.

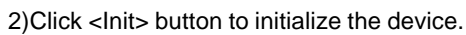
### Parallel Port Status

It appears only when parallel type driver has been installed. It indicates the printer port connected to the current system's parallel port.

### USB Device

It appears only when a USB type driver has been installed. It shows the device version and type of the USB device connected to current system.

## 2.5 View of Fingerprint Image



3) Click <Capture> button, then the captured fingerprint image appears in the window.

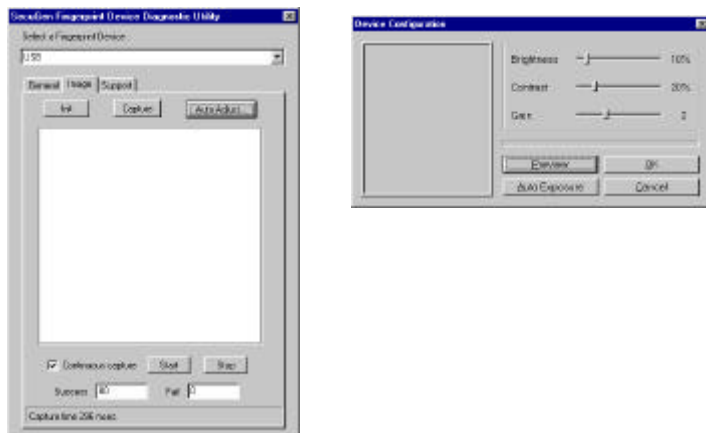


4) If you click <Start> after selecting check box “Continuous Capture”, then fingerprint image appears continuously. At this time, information about the action state of the device appears below.



## 2.6 Brightness and Contrast Controls

- 1) If you click <Auto Adjust> button, Device Configuration window appears as shown below.



- 2) If you click <Preview>, the fingerprint image is captured. If it appears too bright as below, adjust 'Brightness' or 'Contrast'. If it is still bright, increase 'Gain' value one level at a time.



3) To recover the previous setup, click <Cancel>. If you click <OK>, the newly setup value gets applied.



4) If you click <Auto Exposure>, it will automatically find the most optimum setup value.



## 2.7 Others

In Support tab, there are information of the program's version and the homepage address.

