



INTERNAL PHOTOS OF EUT (iLM4530)


PCB 1 & PCB 2 VIEW - DISASSEMBLED




PCB 1 & PCB 2 VIEW - ASSEMBLED



PCB 1 – TOP VIEW



PCB 1 – BOTTOM VIEW



PCB 2 – TOP VIEW



PCB 2 – BOTTOM VIEW



GSM Module Antenna Connection

