


## 6. SETUP PHOTOS

### RADIATED RF MEASUREMENT SETUP







X - POSITION FRONT PHOTO




X - POSITION BACK PHOTO




Y - POSITION FRONT PHOTO




Y - POSITION BACK PHOTO



Z - POSITION FRONT PHOTO




Z - POSITION BACK PHOTO





**POWERLINE CONDUCTED EMISSIONS MEASUREMENT SETUP**





**END OF REPORT**