

Test Laboratory: Compliance Certification Services

System Performance Check @ 2450 MHz

DUT: Dipole 2450 MHz; Type: D2450V2; Serial: D2450V2 - SN:706

Communication System: CW - 2450 MHz; Frequency: 2450 MHz; Duty Cycle: 1:1
Medium parameters used: $f = 2450$ MHz; $\sigma = 2.03$ mho/m; $\epsilon_r = 53.6$; $\rho = 1000$ kg/m³
Phantom section: Flat Section

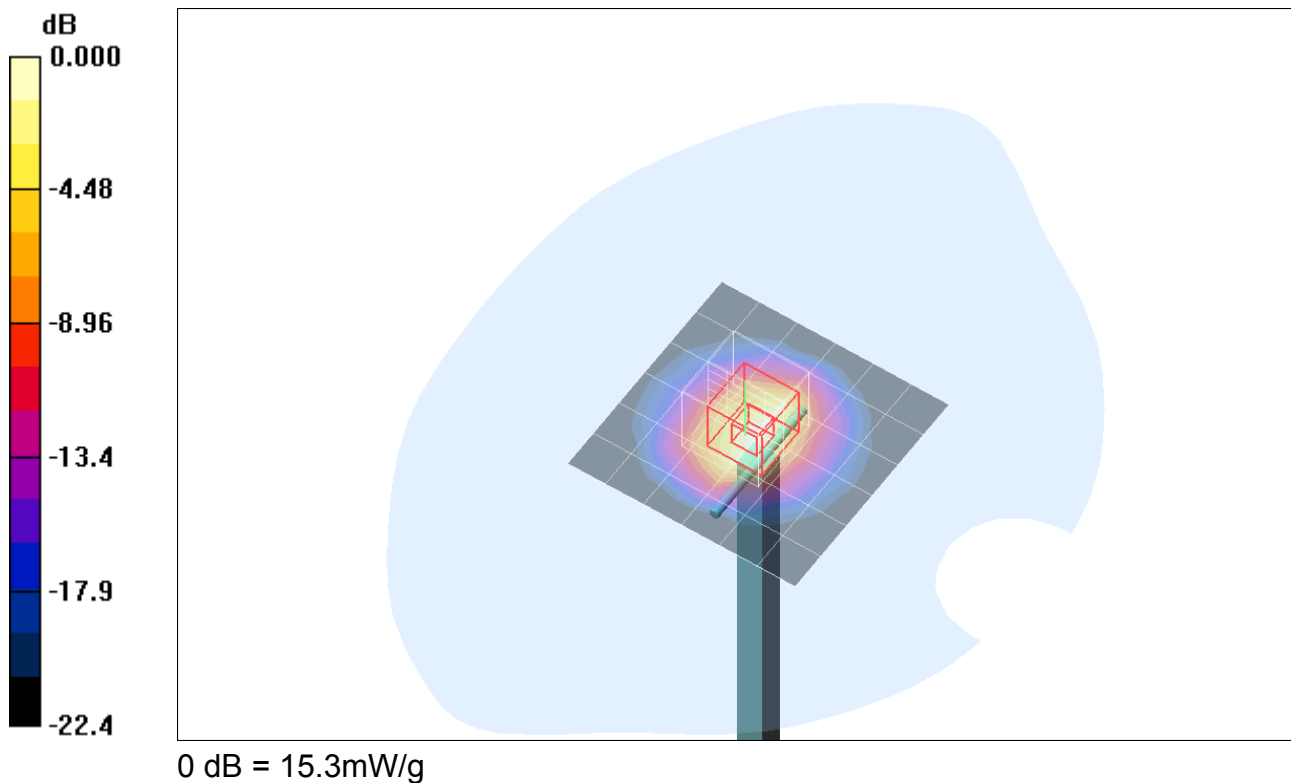
Room Ambient Temperature: 22.0 deg. C; Liquid Temperature: 21.0 deg. C

DASY4 Configuration:

- Area Scan setting - Find Secondary Maximum Within: 2.0 dB and with peak SAR value greater than 0.0012W/kg
- Probe: EX3DV4 - SN3552; ConvF(7.08, 7.08, 7.08); Calibrated: 5/30/2006
- Sensor-Surface: 4mm (Mechanical Surface Detection)
- Electronics: DAE3 Sn427; Calibrated: 11/16/2006
- Phantom: SAM 2; Type: SAM 2; Serial: 1050
- Measurement SW: DASY4, V4.7 Build 53; Postprocessing SW: SEMCAD, V1.8 Build 172

d=10mm, Pin=250mW/Area Scan (7x7x1): Measurement grid: dx=15mm, dy=15mm
Maximum value of SAR (measured) = 15.3 mW/g

d=10mm, Pin=250mW/Zoom Scan (5x5x7)/Cube 0: Measurement grid: dx=7.5mm, dy=7.5mm, dz=5mm
Reference Value = 86.7 V/m; Power Drift = 0.132 dB
Peak SAR (extrapolated) = 28.2 W/kg
SAR(1 g) = 13.7 mW/g; SAR(10 g) = 6.28 mW/g



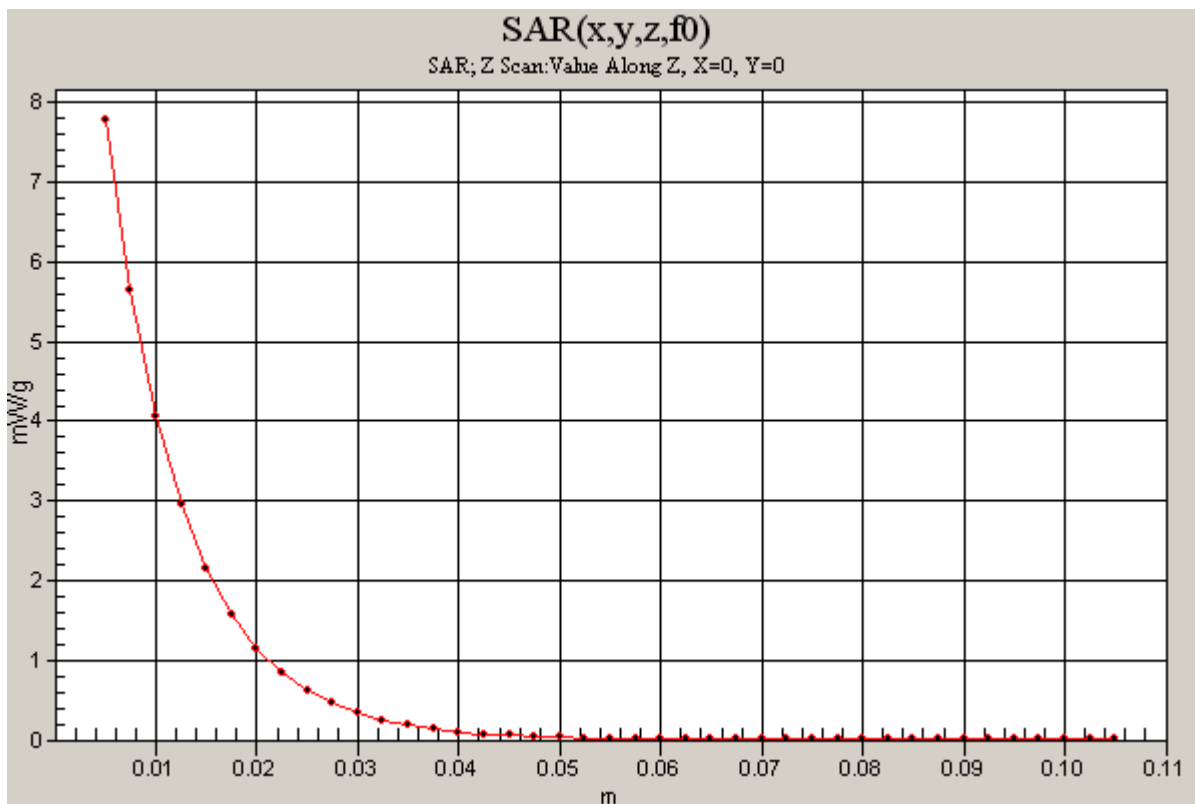
Test Laboratory: Compliance Certification Services

System Performance Check @ 2450 MHz

DUT: Dipole 2450 MHz; Type: D2450V2; Serial: D2450V2 - SN:706

Communication System: CW - 2450 MHz; Frequency: 2450 MHz; Duty Cycle: 1:1

d=10mm, Pin=250mW/Z Scan (1x1x41): Measurement grid: dx=20mm, dy=20mm, dz=2.5mm
Maximum value of SAR (measured) = 7.79 mW/g



Test Laboratory: Compliance Certification Services

SystemPerformanceCheck-D5GHz-uniform

DUT: Dipole 5200-5800MHz; Type: D5GHzV2; Serial: 1003

Communication System: 5200 - 5800MHz; Frequency: 5200 MHz; Duty Cycle: 1:1
 Medium parameters used: $f = 5200$ MHz; $\sigma = 5.35$ mho/m; $\epsilon_r = 48.7$; $\rho = 1000$ kg/m³

Phantom section: Flat Section

Room Ambient Temperature: 24.0deg. C; Liquid Temperature: 23.0 deg. C

DASY4 Configuration:

- Area Scan setting - Find Secondary Maximum Within: 2.0 dB and with a peak SAR value greater than 0.0012W/kg
- Probe: EX3DV4 - SN3552; ConvF(4.07, 4.07, 4.07); Calibrated: 5/30/2006
- Sensor-Surface: 2mm (Mechanical Surface Detection)
- Electronics: DAE3 Sn427; Calibrated: 11/16/2006
- Phantom: Flat Phantom ELI4.0; Type: QDOVA001BA; Serial: SN:1003
- Measurement SW: DASY4, V4.7 Build 53; Postprocessing SW: SEMCAD, V1.8 Build 172

d=10mm, Pin=250mW, f=5200 MHz/Area Scan (10x10x1): Measurement grid: dx=10mm, dy=10mm
 Maximum value of SAR (measured) = 25.3 mW/g

d=10mm, Pin=250mW, f=5200 MHz/Zoom Scan (4.3x4.3x3mm), dist=2mm (8x8x8)/Cube


0: Measurement grid: dx=4.3mm, dy=4.3mm, dz=3mm

Reference Value = 93.1 V/m; Power Drift = -0.205 dB

Peak SAR (extrapolated) = 79.2 W/kg

SAR(1 g) = 19.2 mW/g; SAR(10 g) = 5.42 mW/g

Maximum value of SAR (measured) = 37.1 mW/g



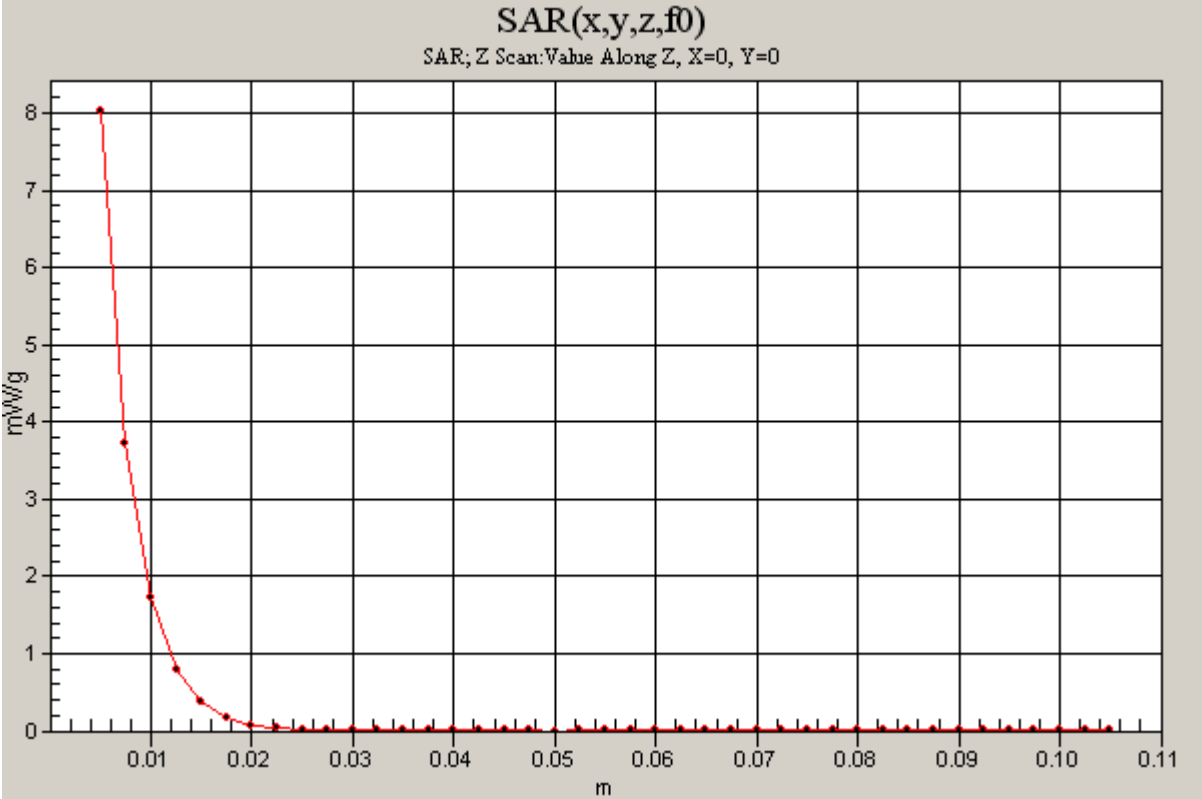
Test Laboratory: Compliance Certification Services

SystemPerformanceCheck-D5GHz-uniform

DUT: Dipole 5200-5800MHz; Type: D5GHzV2; Serial: 1003

Communication System: 5200 - 5800MHz; Frequency: 5200 MHz;Duty Cycle: 1:1

d=10mm, Pin=250mW, f=5200 MHz/Z Scan (1x1x41): Measurement grid: dx=20mm, dy=20mm, dz=2.5mm
Maximum value of SAR (measured) = 8.03 mW/g



Test Laboratory: Compliance Certification Services

SystemPerformanceCheck-D5GHz-uniform

DUT: Dipole 5200-5800MHz; Type: D5GHzV2; Serial: 1003

Communication System: 5200 - 5800MHz; Frequency: 5800 MHz; Duty Cycle: 1:1
Medium parameters used: $f = 5800$ MHz; $\sigma = 6.21$ mho/m; $\epsilon_r = 48.3$; $\rho = 1000$ kg/m³

Phantom section: Flat Section

Room Ambient Temperature: 24.0deg. C; Liquid Temperature: 23.0 deg. C

DASY4 Configuration:

- Area Scan setting - Find Secondary Maximum Within: 2.0 dB and with a peak SAR value greater than 0.0012W/kg
- Probe: EX3DV4 - SN3552; ConvF(3.76, 3.76, 3.76); Calibrated: 5/30/2006
- Sensor-Surface: 2mm (Mechanical Surface Detection)
- Electronics: DAE3 Sn427; Calibrated: 11/16/2006
- Phantom: Flat Phantom ELI4.0; Type: QDOVA001BA; Serial: SN:1003
- Measurement SW: DASY4, V4.7 Build 53; Postprocessing SW: SEMCAD, V1.8 Build 172

d=10mm, Pin=250mW, f=5800 MHz/Area Scan (10x10x1): Measurement grid: dx=10mm, dy=10mm
Maximum value of SAR (measured) = 25.7 mW/g

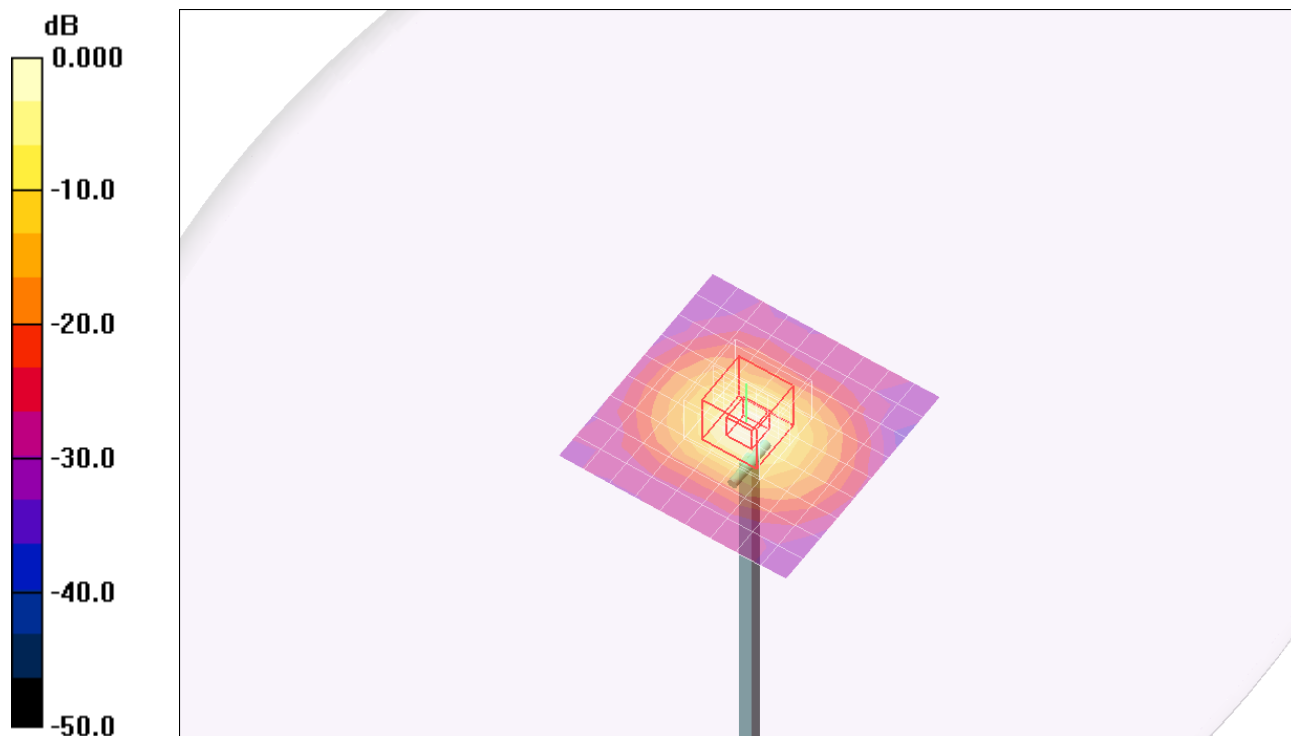
d=10mm, Pin=250mW, f=5800 MHz/Zoom Scan (8x8x8)/Cube 0: Measurement grid: dx=4.3mm, dy=4.3mm, dz=3mm

Reference Value = 84.3 V/m; Power Drift = -0.018 dB

Peak SAR (extrapolated) = 90.8 W/kg

SAR(1 g) = 18.7 mW/g; SAR(10 g) = 5.2 mW/g

Maximum value of SAR (measured) = 36.2 mW/g



0 dB = 36.2mW/g

Test Laboratory: Compliance Certification Services

SystemPerformanceCheck-D5GHz-uniform

DUT: Dipole 5200-5800MHz; Type: D5GHzV2; Serial: 1003

Communication System: 5200 - 5800MHz; Frequency: 5800 MHz;Duty Cycle: 1:1

d=10mm, Pin=250mW, f=5800 MHz/Z Scan (1x1x41): Measurement grid: dx=20mm, dy=20mm, dz=2.5mm
Maximum value of SAR (measured) = 6.14 mW/g

