

TEST REPORT

EUT Description	2x2 Wi-Fi and BT, M.2 2230 adapter card
Brand Name	Intel® BE201NGW
Model Name	BE201NGW
FCC ID / IC ID	PD9BE201NG ; 1000M-BE201NG
Date of Test Start/End	2023-11-10 / 2024-01-12
Features	2x2 Wi-Fi - Bluetooth® (see section 5)

Applicant	Intel Corporation SAS
Address	425 Rue de Goa – Le Cargo B6 – 06600 Antibes, FRANCE
Contact Person	Benjamin Lavenant
Telephone/Fax/ Email	Benjamin.lavenant@intel.com

Reference Standards	FCC CFR Title 47 Part 15 E RSS-248 issue 2, RSS-Gen issue 5 - A1 (see section 1)
---------------------	--

Test Report identification	231109-03.TR12
Revision Control	Rev. 00 This test report revision replaces any previous test report revision (see section 8)

The test results relate only to the samples tested.
Reference to accreditation shall be used only by full reproduction of test report.

Issued by _____ Reviewed by _____

Cedric REQUIN
(Test Engineer Lead)

Zayd OUACHICHA
(Technical Manager)

Intel Corporation S.A.S – WRF Lab
425 rue de Goa – Le Cargo B6 - 06600, Antibes, France
Tel. +33493001400 / Fax +33493001401

Table of Contents

1. Standards, reference documents and applicable test methods	3
2. General conditions, competences and guarantees	3
3. Environmental Conditions	3
4. Test samples	4
5. EUT Features	5
6. Remarks and comments	5
7. Test Verdicts summary	6
7.1. 802.11 AX/BE – U-NII-5 TO U-NII-8	6
8. Document Revision History	6
Annex A. Test & System Description	7
A.1 MEASUREMENT SYSTEM	7
A.2 TEST EQUIPMENT LIST	8
A.3 MEASUREMENT UNCERTAINTY EVALUATION	9
Annex B. Test Results	10
B.1 TEST CONDITIONS	10
B.2 TEST RESULTS TABLES	11
B.2.1 26dB & 99% Bandwidth	11
B.2.2 Maximum Output power & Maximum power spectral Density	16
B.2.3 Emissions mask	31
B.2.4 Frequency stability	32
B.2.5 Contention-based protocol	35
B.2.6 Undesirable emission limits : Conducted	38
Annex C. System Plots	39
C.1.1 26dB & 99% bandwidth	39
C.1.2 Maximum Output Power & Maximum power spectral Density	41
C.1.3 In-Band Emissions (Mask)	43
C.1.4 Contention-based protocol	77
C.1.5 Undesirable emission limits : out of band (Conducted)	88
Annex D. Photographs	96
D.1 TEST SETUP	96
D.2 TEST SAMPLE	97

1. Standards, reference documents and applicable test methods

FCC	<ol style="list-style-type: none"> 1. FCC Title 47 eCFR part 15 – Subpart E - Unlicensed National Information Infrastructure Devices. 2021-10-01 edition 2. FCC OET KDB 987594 D01 U-NII 6GHz General Requirements v01r02 3. FCC OET KDB 987594 D02 U-NII 6 GHz EMC Measurement v01r01 4. FCC OET KDB 987594 D03 U-NII 6 GHz QA v01 5. FCC OET KDB 987594 D04 UN6GHZ Pre-Approval Guidance Checklist v01 6. FCC OET KDB 789033 D02 v02r01 - General U-NII Test Procedures New Rules – Guidelines for compliance testing of Unlicensed National Information Infrastructure (U-NII) Devices. 7. FCC OET KDB 662911 D01 v02r01 - Emissions Testing of Transmitters with Multiple Outputs in the Same Band. 8. ANSI C63.10-2013 American National Standard of Procedures for Compliance Testing of Unlicensed Wireless Devices.
ISED	<ol style="list-style-type: none"> 1. RSS-248 Issue 2 - Radio Local Area Network (RLAN) Devices operating in the 5925-7125 MHz band. 2. RSS-Gen Issue 5 Amendment 1 - General Requirements for Compliance of Radio Apparatus. 3. FCC OET KDB 987594 D01 U-NII 6GHz General Requirements v01r02 4. FCC OET KDB 987594 D02 U-NII 6 GHz EMC Measurement v01r01 5. FCC OET KDB 987594 D03 U-NII 6 GHz QA v01 6. ANSI C63.10-2013 American National Standard of Procedures for Compliance Testing of Unlicensed Wireless Devices

2. General conditions, competences and guarantees

- ✓ Tests performed under FCC standards identified in section 1 are covered by A2LA accreditation.
- ✓ Tests performed under ISED standards identified in section 1 are covered by Cofrac accreditation.
- ✓ Intel Corporation SAS Wireless RF Lab (Intel WRF Lab) is an ISO/IEC 17025:2017 laboratory accredited by the American Association for Laboratory Accreditation (A2LA) with the certificate number 3478.01.
- ✓ Intel Corporation SAS Wireless RF Lab (Intel WRF Lab) is an Accredited Test Firm recognized by the FCC, with Designation Number FR0011.
- ✓ Intel Corporation SAS Wireless RF Lab (Intel WRF Lab) is an ISO/IEC 17025:2017 testing laboratory accredited by the French Committee for Accreditation (Cofrac) with the certificate number 1-6736.
- ✓ Intel Corporation SAS Wireless RF Lab (Intel WRF Lab) is a Registered Test Site listed by ISED, with ISED #1000Y and CAB identifier FR0005.
- ✓ Intel WRF Lab only provides testing services and is committed to providing reliable, unbiased test results and interpretations.
- ✓ Intel WRF Lab is liable to the client for the maintenance of the confidentiality of all information related to the item under test and the results of the test.
- ✓ Intel WRF Lab has developed calibration and proficiency programs for its measurement equipment to ensure correlated and reliable results to its customers.
- ✓ This report is only referred to the item that has undergone the test.
- ✓ This report does not imply an approval of the product by the Certification Bodies or competent Authorities.

3. Environmental Conditions

- ✓ At the site where the measurements were performed the following limits were not exceeded during the tests:

Temperature	21.8°C ± 1.2°C
Humidity	56.5% ± 14.1%

4. Test samples

Sample	Control #	Description	Model	Serial #	Date of receipt	Note
#01	231109-03.S02	WiFi 7 Module	BE201NGW	A002A5B1A62F	2023-11-10	Used for RF conducted tests
	231109-03.S53	WiFi 7 Module	BE201NGW	4C496C6BD41A	2023-12-21	
	200904-01.S10	Laptop	HP (HSN-I42C)	000075059C	2023-04-24	
	231109-03.S46	CRF DB 2230 BNJ Extender Board	PCB00862-00_A	ASS00862-01-0A	2023-11-16	
#02	231109-03.S04	WiFi 7 Module	BE201NGW	A002A5B1A56C	2023-11-10	Used for Frequency Stability tests
	200203-01.S10	Laptop	HP (HSN-I38C)	000951007L	2023-04-24	
	231109-03.S31	CRF DB 2230 BNJ Extender Board	PCB00862-00_A	ASS00862-01-0A	2023-11-10	

5. EUT Features

The herein information is provided by the customer

Intel WRF Lab declines any responsibility for the accuracy of the stated customer provided information, especially if it has any impact on the correctness of test results presented in this report.

Brand Name	Intel® BE201NGW		
Model Name	BE201NGW		
Software Version	DRTU.05312.99.0.84 / DRTU.05490.99.0.85		
Driver Version	99.0.84.6 / 99.0.85.2		
Prototype / Production	Production		
Supported Radios	802.11b/g/n/ax/be	2.4GHz	
	802.11a/n/ac/ax/be	5.2GHz	
		5.6GHz	
		5.8GHz	
		6.0GHz	
	Bluetooth	2.4GHz	
Antenna Information	Transmitter	Chain A (1)	Chain B (2)
	Manufacturer	Intel WRF Lab	Intel WRF Lab
	Antenna type	PIFA	PIFA
	Part number	WRF-Tri Band-Antenna	WRF-Tri Band-Antenna
	Declared Antenna peak gain (dBi)	5.02	5.02
Channel puncturing and bandwidth reduction	The EUT does not support channel puncturing and bandwidth reduction for incumbent avoidance		

6. Remarks and comments

1. No deviations were made from the test methods listed in section 1 of this report
2. Only the worst-case plot per channel bandwidth and test case measurements have been reported excepted for band edge measurements where all plots are reported
3. This report only presents conducted measurements, for radiated spurious measurements refer to report :231109-03.TR11
4. Full and Partial RU's are supported. Full RU was completely tested as this was considered worse case. Target powers for Full are higher than partial RU. Spot checking was done to confirm this during testing for power and PSD. Complete partial RU testing is provided as part of the emissions mask.

7. Test Verdicts summary

The statement of conformity to applicable standards in the table below are based on the measured values, without taking into account the measurement uncertainties.

7.1. 802.11 ax/be – U-NII-5 to U-NII-8

FCC part	RSS clause	Test name	Verdict
15.407 (a) (10)	RSS-248 Clause 4.4	Occupied Bandwidth	P
15.407 (a) (8)	RSS-248 Clause 4.5	Maximum output power	P
15.407 (a) (8)	RSS-248 Clause 4.5	Power spectral density	P
15.407 (b) (5)	RSS-248 Clause 4.6	Undesirable emissions limits: out of band (conducted)	P
15.407 (b) (6)	RSS-248 Clause 4.6	In-Band Emissions (Mask)	P
15.407 (d) (6)	RSS-248 Clause 4.7	Contention based protocol	P
15.407(g)	RSS-Gen Issue 5 Amendment 1 – clause 6.11	Frequency Stability	P

P: Pass

F: Fail

NM: Not Measured

NA: Not Applicable

8. Document Revision History

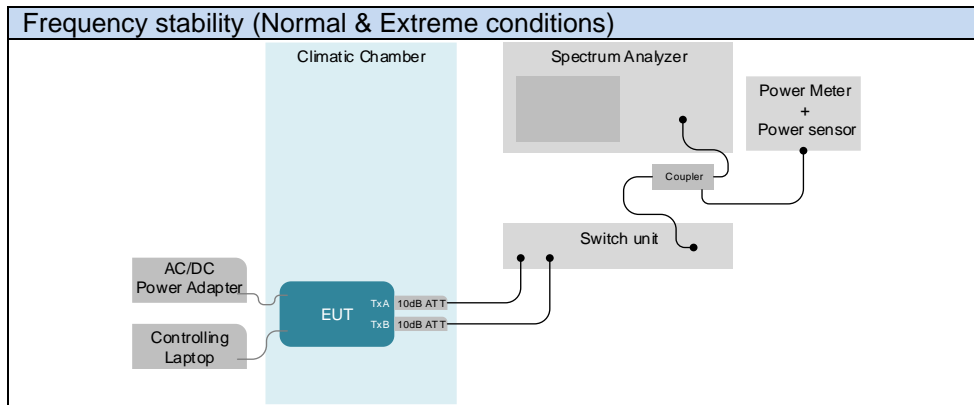
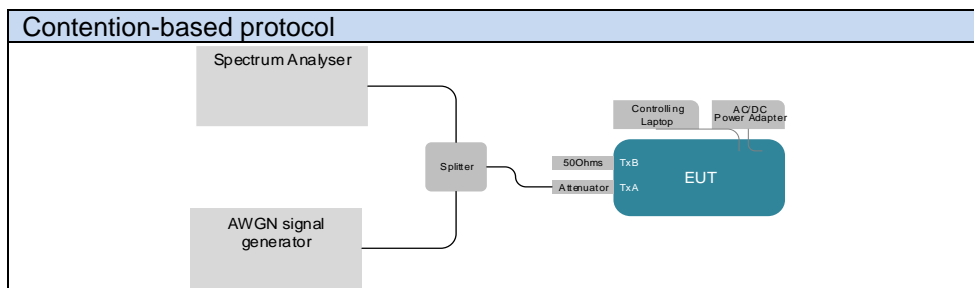
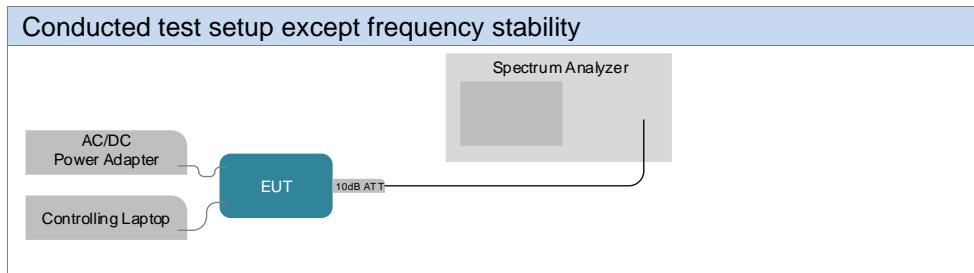
Revision #	Modified by	Revision Details
Rev. 00	C.Requin T.MATHIEU	First Issue

Annex A. Test & System Description

A.1 Measurement System

Measurements were performed using these following setup.

The DUT was installed in a test fixture and this test fixture is connected to a laptop computer and AC/DC power adapter. The laptop computer was used to configure the EUT to continuously transmit at a specified output power using all different modes and modulation schemes, using the Intel proprietary tool DRTU.



A.2 Test Equipment List

Conducted setup

ID#	Device	Type/Model	Serial #	Manufacturer	Cal. Date	Cal. Due Date
266-000	Spectrum Analyzer	FSV30	103307	Rohde & Schwarz	2022-04-26	2024-04-26
131-000	Spectrum Analyzer	FSV40	101425	Rohde & Schwarz	2022-07-10	2024-07-10
019-000	RF cable 50cm	PE360-50CM	N/A	PASTERNAK	2023-03-03	2024-03-03
019-002	10dB Attenuator + MH4	N/A	N/A	N/A	2023-03-03	2024-03-03
018-003	RF cable 50cm	PE360-50CM	N/A	PASTERNAK	2023-03-03	2024-03-03
018-001	10dB Attenuator + MH4	N/A	N/A	N/A	2023-03-03	2024-03-03
407-000	Temp & Humidity Logger	RA12E-TH1-RAS	RA12-E16EDA	AVITECH	2023-07-12	2025-07-12
413-000	Measurement SW v1.5.4.2	Octopi	N/A	Step AT	N/A	N/A

N/A: not applicable

Contention-based protocol

ID#	Device	Type/Model	Serial #	Manufacturer	Cal. Date	Cal. Due Date
098-000	Vector Signal generator	SMW200A	103732	Rohde & Schwarz	2022-09-14	2024-09-14
266-000	Spectrum Analyzer	FSV30	103307	Rohde & Schwarz	2022-04-26	2024-04-26
018-004	50 Ohm Load	-	-	-	2023-03-03	2024-03-03
018-000	2 Way SMA Power Divider	PE2084	-	Pasternack	2023-03-03	2024-03-03
407-000	Temp & Humidity Logger	RA12E-TH1-RAS	RA12-E16EDA	AVITECH	2023-07-12	2025-07-12
018-005	Cable SMA Male to SMA Male 45CM	FMC0202085-18	-	Fairview Microwave	2023-03-03	2024-03-03
018-006	Cable SMA Male to SMA Male 45CM	FMC0202085-18	-	Fairview Microwave	2023-03-03	2024-03-03
016-003	Cable SMA Male to SMA Male 45CM	FMC0202085-18	-	Fairview Microwave	2023-03-03	2024-03-03

N/A: Not Applicable

Frequency stability

ID#	Device	Type/Model	Serial #	Manufacturer	Cal. Date	Cal. Due Date
266-000	Spectrum Analyzer	FSV30	103307	Rohde & Schwarz	2022-04-26	2024-04-26
019-003	SMA-SMA 100cm Cable	FLC-1M-SMSM+	21112742	Mini-Circuits	2023-03-03	2024-03-03
019-004	Attenuator 10dB + SMA-MH4	3M-6	3M-6	WEINSCHL	2023-03-03	2024-03-03
407-000	Temp & Humidity Logger	RA12E-TH1-RAS	RA12-E16EDA	AVITECH	2023-07-12	2025-07-12
413-000	Measurement SW v1.5.4.2	Octopi	N/A	Step AT	N/A	N/A
304-000	DC Power supply	E3614A	MY40000800	Agilent	N/A	N/A
060-000	Digital Multimeter	34401A	US36054685	HP	2022-11-29	2024-11-29
122-000	Climatic chamber	LHU-113	1012-00-5753	ESPEC	2022-09-14	2024-09-14

N/A: not applicable

A.3 Measurement Uncertainty Evaluation

The system uncertainty evaluation is shown in the table below with a coverage factor of $k = 2$ to indicate a 95% level of confidence:

Measurement type	Uncertainty	Unit
Timing	± 0.12	%
Power Spectral density	± 1.47	dB
Frequency stability	± 53.0	ppm
Occupied bandwidth	± 2.07	%
Conducted Power	± 1.03	dB
Temperature	± 0.30	°C
Supply voltages	$< \pm 0.01$	%
Contention Based Protocol	± 1.21	dB

Annex B. Test Results

The herein test results were performed by:

Test case measurement	Test Personnel
Maximum output power	C.REQUIN
26dB and 99% Bandwidth measurement	C.REQUIN
Maximum power spectral density	C.REQUIN
Frequency stability	T.MATHIEU
Undesirable emissions limits: out of band (conducted)	C.REQUIN
In-Band Emissions Mask	C.REQUIN
Contention-based Protocol	C.REQUIN

B.1 Test Conditions

For 802.11ax/be20 (20 MHz channel bandwidth), 802.11ax/be40 (40MHz channel bandwidth), 802.11ax/be80 (80MHz channel bandwidth), 802.11ax/be160 (160MHz channel bandwidth) and 802.11be320 (320MHz channel bandwidth) modes the EUT can transmit at both CHAIN A and CHAIN B RF outputs individually, and also simultaneously.

The following data rates were selected based on preliminary testing that identified those rates as the worst cases for output power and spurious levels at the band edges:

Transmission	Mode	Bandwidth (MHz)	Worst Case Data Rate
SISO/MIMO	802.11ax/be	20/40/80/160/320	MCS0

B.2 Test Results Tables

B.2.1 26dB & 99% Bandwidth

Test limits

FCC part	RSS part	Limits
15.407 (a) (10)	RSS-248 Clause 4.4	The maximum transmitter channel bandwidth for U-NII devices in the 5.925-7.125 GHz band is 320 megahertz.

Test procedure

The conducted setup shown in section *Test & System Description* was used to measure the 26dB & 99% bandwidth. The antenna terminal of the EUT is connected to the spectrum analyzer through an attenuator, and the spectrum analyzer reading is compensated to include the RF path loss.

See Annex C.1.1 for the screenshot results¹

Results tables

According to FCC guidance, the 26 dB bandwidth has been applied for all channels below 320MHz. For 320MHz, the 99% bandwidth has been used.

Max value

Maximum bandwidth value highlighted per BW and channel bandwidth over uninterrupted UNII-5 – 8 bands

¹ Only the worst-case plots per BW and channel bandwidth were reported over uninterrupted UNII-5 – 8 bands

Band	Mode & BW [MHz]	Channel	Frequency [MHz]	Rate	RU config.	Antenna	26dB BW [MHz]	99% BW [MHz]
UNII5	802.11ax/be20	1	5955	MCS0	FullBW	SISO A	25.34	19.12
UNII5	802.11ax/be20	1	5955	MCS0	FullBW	SISO B	25.34	19.20
UNII5	802.11ax/be20	1	5955	MCS0	FullBW	MIMO A	25.40	19.16
UNII5	802.11ax/be20	1	5955	MCS0	FullBW	MIMO B	24.60	19.08
UNII5	802.11ax/be20	45	6175	MCS0	FullBW	SISO A	24.99	19.08
UNII5	802.11ax/be20	45	6175	MCS0	FullBW	SISO B	25.34	19.04
UNII5	802.11ax/be20	45	6175	MCS0	FullBW	MIMO A	25.45	19.08
UNII5	802.11ax/be20	45	6175	MCS0	FullBW	MIMO B	25.20	19.16
UNII5	802.11ax/be20	93	6415	MCS0	FullBW	SISO A	25.06	19.16
UNII5	802.11ax/be20	93	6415	MCS0	FullBW	SISO B	24.78	19.16
UNII5	802.11ax/be20	93	6415	MCS0	FullBW	MIMO A	25.70	19.04
UNII5	802.11ax/be20	93	6415	MCS0	FullBW	MIMO B	25.50	19.12
UNII5	802.11ax/be40	3	5965	MCS0	FullBW	SISO A	43.56	37.92
UNII5	802.11ax/be40	3	5965	MCS0	FullBW	SISO B	43.45	37.92
UNII5	802.11ax/be40	3	5965	MCS0	FullBW	MIMO A	44.11	38.08
UNII5	802.11ax/be40	3	5965	MCS0	FullBW	MIMO B	44.00	37.76
UNII5	802.11ax/be40	43	6165	MCS0	FullBW	SISO A	44.11	37.84
UNII5	802.11ax/be40	43	6165	MCS0	FullBW	SISO B	45.10	37.92
UNII5	802.11ax/be40	43	6165	MCS0	FullBW	MIMO A	44.88	38.24
UNII5	802.11ax/be40	43	6165	MCS0	FullBW	MIMO B	44.66	37.92
UNII5	802.11ax/be40	91	6405	MCS0	FullBW	SISO A	44.88	37.92
UNII5	802.11ax/be40	91	6405	MCS0	FullBW	SISO B	44.33	38.00
UNII5	802.11ax/be40	91	6405	MCS0	FullBW	MIMO A	45.76	37.76
UNII5	802.11ax/be40	91	6405	MCS0	FullBW	MIMO B	44.00	37.92
UNII5	802.11ax/be80	7	5985	MCS0	FullBW	SISO A	85.69	77.52
UNII5	802.11ax/be80	7	5985	MCS0	FullBW	SISO B	85.12	77.64
UNII5	802.11ax/be80	7	5985	MCS0	FullBW	MIMO A	87.21	77.52
UNII5	802.11ax/be80	7	5985	MCS0	FullBW	MIMO B	85.88	77.64
UNII5	802.11ax/be80	39	6145	MCS0	FullBW	SISO A	87.02	77.40
UNII5	802.11ax/be80	39	6145	MCS0	FullBW	SISO B	85.50	77.52
UNII5	802.11ax/be80	39	6145	MCS0	FullBW	MIMO A	85.88	77.52
UNII5	802.11ax/be80	39	6145	MCS0	FullBW	MIMO B	84.93	77.52
UNII5	802.11ax/be80	87	6385	MCS0	FullBW	SISO A	86.07	77.52
UNII5	802.11ax/be80	87	6385	MCS0	FullBW	SISO B	86.07	77.64
UNII5	802.11ax/be80	87	6385	MCS0	FullBW	MIMO A	86.07	77.64
UNII5	802.11ax/be80	87	6385	MCS0	FullBW	MIMO B	85.88	77.52
UNII5	802.11ax/be160	15	6025	MCS0	FullBW	SISO A	168.00	157.00
UNII5	802.11ax/be160	15	6025	MCS0	FullBW	SISO B	166.95	157.00
UNII5	802.11ax/be160	15	6025	MCS0	FullBW	MIMO A	168.00	156.75
UNII5	802.11ax/be160	15	6025	MCS0	FullBW	MIMO B	166.80	156.75
UNII5	802.11ax/be160	79	6345	MCS0	FullBW	SISO A	168.80	156.75
UNII5	802.11ax/be160	79	6345	MCS0	FullBW	SISO B	167.60	156.50
UNII5	802.11ax/be160	79	6345	MCS0	FullBW	MIMO A	167.50	157.25
UNII5	802.11ax/be160	79	6345	MCS0	FullBW	MIMO B	167.00	156.50
UNII5	802.11be320	31	6105	MCS0	FullBW	SISO A	NA	311.68
UNII5	802.11be320	31	6105	MCS0	FullBW	SISO B	NA	311.68
UNII5	802.11be320	31	6105	MCS0	FullBW	MIMO A	NA	312.32
UNII5	802.11be320	31	6105	MCS0	FullBW	MIMO B	NA	312.96
UNII5	802.11be320	95	6425	MCS0	FullBW	SISO A	NA	312.32
UNII5	802.11be320	95	6425	MCS0	FullBW	SISO B	NA	312.96
UNII5	802.11be320	95	6425	MCS0	FullBW	MIMO A	NA	312.32
UNII5	802.11be320	95	6425	MCS0	FullBW	MIMO B	NA	312.96

Band	Mode & BW[MHz]	Channel	Frequency [MHz]	Rate	RU config.	Antenna	26dB BW [MHz]	99% BW [MHz]
UNII6	802.11ax/be20	97	6435	MCS0	FullBW	SISO A	25.13	19.04
UNII6	802.11ax/be20	97	6435	MCS0	FullBW	SISO B	25.55	19.08
UNII6	802.11ax/be20	97	6435	MCS0	FullBW	MIMO A	25.55	19.16
UNII6	802.11ax/be20	97	6435	MCS0	FullBW	MIMO B	25.45	19.08
UNII6	802.11ax/be20	105	6475	MCS0	FullBW	SISO A	25.41	19.04
UNII6	802.11ax/be20	105	6475	MCS0	FullBW	SISO B	24.92	19.12
UNII6	802.11ax/be20	105	6475	MCS0	FullBW	MIMO A	25.20	19.04
UNII6	802.11ax/be20	105	6475	MCS0	FullBW	MIMO B	25.00	19.04
UNII6	802.11ax/be20	113	6515	MCS0	FullBW	SISO A	24.64	19.04
UNII6	802.11ax/be20	113	6515	MCS0	FullBW	SISO B	24.92	19.20
UNII6	802.11ax/be20	113	6515	MCS0	FullBW	MIMO A	25.65	19.04
UNII6	802.11ax/be20	113	6515	MCS0	FullBW	MIMO B	25.25	19.04
UNII6	802.11ax/be40	99	6445	MCS0	FullBW	SISO A	44.44	37.76
UNII6	802.11ax/be40	99	6445	MCS0	FullBW	SISO B	44.11	37.84
UNII6	802.11ax/be40	99	6445	MCS0	FullBW	MIMO A	44.44	37.84
UNII6	802.11ax/be40	99	6445	MCS0	FullBW	MIMO B	44.11	38.00
UNII6	802.11ax/be40	107	6485	MCS0	FullBW	SISO A	43.45	37.84
UNII6	802.11ax/be40	107	6485	MCS0	FullBW	SISO B	43.89	38.00
UNII6	802.11ax/be40	107	6485	MCS0	FullBW	MIMO A	45.10	38.00
UNII6	802.11ax/be40	107	6485	MCS0	FullBW	MIMO B	44.33	37.92
UNII6	802.11ax/be80	103	6465	MCS0	FullBW	SISO A	86.07	77.52
UNII6	802.11ax/be80	103	6465	MCS0	FullBW	SISO B	86.26	77.64
UNII6	802.11ax/be80	103	6465	MCS0	FullBW	MIMO A	87.21	77.52
UNII6	802.11ax/be80	103	6465	MCS0	FullBW	MIMO B	85.88	77.52
UNII6	802.11ax/be80	119	6545	MCS0	FullBW	SISO A	86.83	77.52
UNII6	802.11ax/be80	119	6545	MCS0	FullBW	SISO B	85.12	77.64
UNII6	802.11ax/be80	119	6545	MCS0	FullBW	MIMO A	86.45	77.52
UNII6	802.11ax/be80	119	6545	MCS0	FullBW	MIMO B	87.40	77.64
UNII6	802.11ax/be160	111	6505	MCS0	FullBW	SISO A	167.60	157.00
UNII6	802.11ax/be160	111	6505	MCS0	FullBW	SISO B	168.40	156.75
UNII6	802.11ax/be160	111	6505	MCS0	FullBW	MIMO A	167.20	156.75
UNII6	802.11ax/be160	111	6505	MCS0	FullBW	MIMO B	167.20	156.75

Band	Mode & BW [MHz]	Channel	Frequency [MHz]	Rate	RU config.	Antenna	26dB BW [MHz]	99% BW [MHz]
UNII7	802.11ax/be20	117	6535	MCS0	FullBW	SISO A	24.92	19.08
UNII7	802.11ax/be20	117	6535	MCS0	FullBW	SISO B	24.71	19.08
UNII7	802.11ax/be20	117	6535	MCS0	FullBW	MIMO A	25.50	19.08
UNII7	802.11ax/be20	117	6535	MCS0	FullBW	MIMO B	25.35	19.08
UNII7	802.11ax/be20	149	6695	MCS0	FullBW	SISO A	25.55	19.16
UNII7	802.11ax/be20	149	6695	MCS0	FullBW	SISO B	25.41	19.04
UNII7	802.11ax/be20	149	6695	MCS0	FullBW	MIMO A	25.40	19.16
UNII7	802.11ax/be20	149	6695	MCS0	FullBW	MIMO B	25.35	19.04
UNII7	802.11ax/be20	181	6855	MCS0	FullBW	SISO A	25.27	19.00
UNII7	802.11ax/be20	181	6855	MCS0	FullBW	SISO B	25.20	19.08
UNII7	802.11ax/be20	181	6855	MCS0	FullBW	MIMO A	25.50	19.12
UNII7	802.11ax/be20	181	6855	MCS0	FullBW	MIMO B	24.95	19.04
UNII7	802.11ax/be40	115	6525	MCS0	FullBW	SISO A	43.78	38.00
UNII7	802.11ax/be40	115	6525	MCS0	FullBW	SISO B	44.00	37.84
UNII7	802.11ax/be40	115	6525	MCS0	FullBW	MIMO A	44.00	38.00
UNII7	802.11ax/be40	115	6525	MCS0	FullBW	MIMO B	43.67	37.76
UNII7	802.11ax/be40	147	6685	MCS0	FullBW	SISO A	44.00	37.92
UNII7	802.11ax/be40	147	6685	MCS0	FullBW	SISO B	44.55	37.76
UNII7	802.11ax/be40	147	6685	MCS0	FullBW	MIMO A	44.22	37.84
UNII7	802.11ax/be40	147	6685	MCS0	FullBW	MIMO B	44.00	38.24
UNII7	802.11ax/be40	179	6845	MCS0	FullBW	SISO A	44.66	37.76
UNII7	802.11ax/be40	179	6845	MCS0	FullBW	SISO B	43.78	37.84
UNII7	802.11ax/be40	179	6845	MCS0	FullBW	MIMO A	44.11	38.00
UNII7	802.11ax/be40	179	6845	MCS0	FullBW	MIMO B	44.33	37.92
UNII7	802.11ax/be80	135	6625	MCS0	FullBW	SISO A	85.88	77.64
UNII7	802.11ax/be80	135	6625	MCS0	FullBW	SISO B	86.83	77.64
UNII7	802.11ax/be80	135	6625	MCS0	FullBW	MIMO A	86.83	77.64
UNII7	802.11ax/be80	135	6625	MCS0	FullBW	MIMO B	85.50	77.40
UNII7	802.11ax/be80	167	6785	MCS0	FullBW	SISO A	87.78	77.40
UNII7	802.11ax/be80	167	6785	MCS0	FullBW	SISO B	87.40	77.64
UNII7	802.11ax/be80	167	6785	MCS0	FullBW	MIMO A	85.88	77.52
UNII7	802.11ax/be80	167	6785	MCS0	FullBW	MIMO B	85.50	77.64
UNII7	802.11ax/be160	143	6665	MCS0	FullBW	SISO A	167.20	156.66
UNII7	802.11ax/be160	143	6665	MCS0	FullBW	SISO B	166.80	156.87
UNII7	802.11ax/be160	143	6665	MCS0	FullBW	MIMO A	167.50	156.75
UNII7	802.11ax/be160	143	6665	MCS0	FullBW	MIMO B	167.50	157.00
UNII7	802.11be320	127	6585	MCS0	FullBW	SISO A	NA	312.32
UNII7	802.11be320	127	6585	MCS0	FullBW	SISO B	NA	312.96
UNII7	802.11be320	127	6585	MCS0	FullBW	MIMO A	NA	312.32
UNII7	802.11be320	127	6585	MCS0	FullBW	MIMO B	NA	312.32
UNII7	802.11be320	159	6745	MCS0	FullBW	SISO A	NA	312.96
UNII7	802.11be320	159	6745	MCS0	FullBW	SISO B	NA	312.32
UNII7	802.11be320	159	6745	MCS0	FullBW	MIMO A	NA	312.32
UNII7	802.11be320	159	6745	MCS0	FullBW	MIMO B	NA	312.96

Band	Mode & BW[MHz]	Channel	Frequency [MHz]	Rate	RU config.	Antenna	26dB BW [MHz]	99% BW [MHz]
UNII8	802.11ax/be20	185	6875	MCS0	FullBW	SISO A	24.99	19.04
UNII8	802.11ax/be20	185	6875	MCS0	FullBW	SISO B	25.06	19.08
UNII8	802.11ax/be20	185	6875	MCS0	FullBW	MIMO A	25.05	19.24
UNII8	802.11ax/be20	185	6875	MCS0	FullBW	MIMO B	24.70	19.12
UNII8	802.11ax/be20	209	6995	MCS0	FullBW	SISO A	25.83	19.08
UNII8	802.11ax/be20	209	6995	MCS0	FullBW	SISO B	25.34	19.00
UNII8	802.11ax/be20	209	6995	MCS0	FullBW	MIMO A	26.00	19.12
UNII8	802.11ax/be20	209	6995	MCS0	FullBW	MIMO B	24.25	19.08
UNII8	802.11ax/be20	229	7095	MCS0	FullBW	SISO A	25.20	19.04
UNII8	802.11ax/be20	229	7095	MCS0	FullBW	SISO B	25.34	19.08
UNII8	802.11ax/be20	229	7095	MCS0	FullBW	MIMO A	25.10	19.08
UNII8	802.11ax/be20	229	7095	MCS0	FullBW	MIMO B	24.95	19.08
UNII8	802.11ax/be20	233	7115	MCS0	FullBW	SISO A	24.71	19.04
UNII8	802.11ax/be20	233	7115	MCS0	FullBW	SISO B	25.20	19.08
UNII8	802.11ax/be20	233	7115	MCS0	FullBW	MIMO A	25.55	19.04
UNII8	802.11ax/be20	233	7115	MCS0	FullBW	MIMO B	24.95	19.04
UNII8	802.11ax/be40	187	6885	MCS0	FullBW	SISO A	43.78	37.92
UNII8	802.11ax/be40	187	6885	MCS0	FullBW	SISO B	44.55	37.92
UNII8	802.11ax/be40	187	6885	MCS0	FullBW	MIMO A	44.88	37.92
UNII8	802.11ax/be40	187	6885	MCS0	FullBW	MIMO B	44.44	38.08
UNII8	802.11ax/be40	227	7085	MCS0	FullBW	SISO A	43.78	37.92
UNII8	802.11ax/be40	227	7085	MCS0	FullBW	SISO B	44.44	38.00
UNII8	802.11ax/be40	227	7085	MCS0	FullBW	MIMO A	43.45	37.84
UNII8	802.11ax/be40	227	7085	MCS0	FullBW	MIMO B	44.00	37.92
UNII8	802.11ax/be80	183	6865	MCS0	FullBW	SISO A	85.88	77.64
UNII8	802.11ax/be80	183	6865	MCS0	FullBW	SISO B	85.88	77.64
UNII8	802.11ax/be80	183	6865	MCS0	FullBW	MIMO A	85.88	77.64
UNII8	802.11ax/be80	183	6865	MCS0	FullBW	MIMO B	86.64	77.52
UNII8	802.11ax/be80	199	6945	MCS0	FullBW	SISO A	85.69	77.52
UNII8	802.11ax/be80	199	6945	MCS0	FullBW	SISO B	85.88	77.52
UNII8	802.11ax/be80	199	6945	MCS0	FullBW	MIMO A	84.93	77.52
UNII8	802.11ax/be80	199	6945	MCS0	FullBW	MIMO B	86.83	77.64
UNII8	802.11ax/be80	215	7025	MCS0	FullBW	SISO A	85.88	77.52
UNII8	802.11ax/be80	215	7025	MCS0	FullBW	SISO B	85.12	77.52
UNII8	802.11ax/be80	215	7025	MCS0	FullBW	MIMO A	86.64	77.52
UNII8	802.11ax/be80	215	7025	MCS0	FullBW	MIMO B	85.31	77.52
UNII8	802.11ax/be160	207	6985	MCS0	FullBW	SISO A	166.40	156.75
UNII8	802.11ax/be160	207	6985	MCS0	FullBW	SISO B	166.00	156.75
UNII8	802.11ax/be160	207	6985	MCS0	FullBW	MIMO A	168.00	156.50
UNII8	802.11ax/be160	207	6985	MCS0	FullBW	MIMO B	166.40	156.75
UNII8	802.11be320	191	6905	MCS0	FullBW	SISO A	NA	312.32
UNII8	802.11be320	191	6905	MCS0	FullBW	SISO B	NA	312.96
UNII8	802.11be320	191	6905	MCS0	FullBW	MIMO A	NA	311.68
UNII8	802.11be320	191	6905	MCS0	FullBW	MIMO B	NA	312.32

NA: Not Applicable

B.2.2 Maximum Output power & Maximum power spectral Density

Test limits

FCC part	RSS part	Limits
15.407 (a) (8)	RSS-248 Clause 4.5.3	For client devices operating under the control for low-power client devices in the 5.925-7.125 GHz bands, the maximum power spectral density must not exceed -1 dBm e.i.r.p. in any 1-megahertz band, and the maximum e.i.r.p. over the frequency band of operation must not exceed 24 dBm.

Test procedure

The Maximum Conducted Output Power was measured using the channel integration method over the entire 99% occupied bandwidth according to section E) 2) d) (Method SA-2) of KDB 789033

The maximum power spectral density (PSD) was measured using the method according to section F) (Method SA-2) of KDB 789033

In the *measure-and-sum* approach for MIMO mode, the conducted emission level (e.g., transmit power or power in specified bandwidth) is measured at each antenna port. The measured results at the various antenna ports are then summed mathematically in linear power units to determine the total emission level from the device. When MIMO mode is running each single antenna conducted output power is reduced by 3dBi such that MIMO mode does not exceed the output of a single chain in SISO mode. $SISO\ A\ pwr = SISO\ B\ pwr = MIMO\ pwr\ (1/2\ A\ pwr + 1/2\ B\ pwr)$.

The EIRP power (dBm) is calculated by adding the declared maximum antenna gain (+5.02dBi) to the measured conducted power in accordance with KDB 662911 D01 v02r01. All transmit signals are completely uncorrelated with each other. Therefore, Directional gain = GANT = +5.02 dBi.

Per KDB 662911 D01 v02r01: MIMO Spacial diversity applies as completely uncorrelated, neither beamforming, whether fixed or adaptative, nor Cyclic Delay Diversity (CDD) technique are used. For further details, refer to 'MIMO Theory of Operation' document.

The conducted setup shown in section *Test & System Description* was used to measure the maximum conducted output power and power spectral density. The antenna terminal of the EUT is connected to the spectrum analyser through an attenuator, and the spectrum analyzer reading is compensated to include the RF path loss.

See Annex C.1.2 for the screenshot results.

Results tablesDuty cycle

Mode	Rate	Antenna	Duty Cycle [%]
802.11ax/be20	MCS0	SISO A	98.77
		SISO B	98.77
		MIMO A	99.67
		MIMO B	99.67
802.11ax/be40	MCS0	SISO A	98.80
		SISO B	98.80
		MIMO A	99.80
		MIMO B	99.80
802.11ax/be80	MCS0	SISO A	98.80
		SISO B	98.80
		MIMO A	98.80
		MIMO B	98.80
802.11ax/be160	MCS0	SISO A	98.80
		SISO B	98.80
		MIMO A	97.90
		MIMO B	97.90
802.11be320	MCS0	SISO A	98.77
		SISO B	98.77
		MIMO A	98.77
		MIMO B	98.77

Maximum output power

UNII5

UNII	Mode	BW [MHz]	Rate	Ch#	Freq [MHz]	RU config	Chain	Ouput Power [dBm]	Max ⁽¹⁾ Ouput Power [dBm]	Antenna Gain (dBi)	Max ⁽¹⁾ EIRP [dBm]	Max ⁽¹⁾ Output Power [mW]	Max ⁽¹⁾ EIRP [mW]
UNII5	802.11ax/be	20	MCS0	1	5955	Full BW	SISO A	5.52	5.52	5.02	10.54	3.56	11.32
							SISO B	5.41	5.41		10.43	3.48	11.04
							MIMO A	2.41	2.41		7.43	1.74	5.53
							MIMO B	2.17	2.17		7.19	1.65	5.24
							Combined A+B	5.30	5.30		10.32	3.39	10.77
				45	6175		SISO A	5.62	5.62		10.64	3.65	11.59
							SISO B	5.52	5.52		10.54	3.56	11.32
							MIMO A	2.34	2.34		7.36	1.71	5.45
				93	6415		MIMO B	2.01	2.01		7.03	1.59	5.05
							Combined A+B	5.19	5.19		10.21	3.30	10.49
							SISO A	5.65	5.65		10.67	3.67	11.67
							SISO B	5.39	5.39		10.41	3.46	10.99
	802.11ax/be	40	MCS0	3	5965	Full BW	SISO A	8.68	8.68	13.70	7.38	23.44	
							SISO B	8.46	8.46	13.48	7.01	22.28	
							MIMO A	5.54	5.54	10.56	3.58	11.38	
							MIMO B	5.30	5.30	10.32	3.39	10.76	
							Combined A+B	8.43	8.43	13.45	6.97	22.14	
				43	6165		SISO A	8.61	8.61	13.63	7.26	23.07	
							SISO B	8.66	8.66	13.68	7.35	23.33	
							MIMO A	5.55	5.55	10.57	3.59	11.40	
				91	6405		MIMO B	5.25	5.25	10.27	3.35	10.64	
							Combined A+B	8.41	8.41	13.43	6.94	22.04	
							SISO A	8.54	8.54	13.56	7.14	22.70	
							SISO B	8.57	8.57	13.59	7.19	22.86	
	7	5985	Full BW	MIMO A	5.30	5.30	10.32	3.39	10.76				
				MIMO B	5.37	5.37	10.39	3.44	10.94				
				Combined A+B	8.35	8.35	13.37	6.83	21.70				
				SISO A	11.66	11.66	16.68	14.66	46.56				
				SISO B	11.74	11.74	16.76	14.93	47.42				
	39	6145		MIMO A	8.54	8.54	13.56	7.14	22.70				
				MIMO B	8.26	8.26	13.28	6.70	21.28				
				Combined A+B	11.41	11.41	16.43	13.84	43.98				
				SISO A	11.58	11.58	16.60	14.39	45.71				
				SISO B	11.83	11.83	16.85	15.24	48.42				
	87	6385		MIMO A	8.62	8.62	13.64	7.28	23.12				
				MIMO B	8.56	8.56	13.58	7.18	22.80				
Combined A+B			11.60	11.60	16.62	14.46	45.92						
SISO A			11.72	11.72	16.74	14.86	47.21						
SISO B			11.70	11.70	16.72	14.79	46.99						
802.11ax/be	80	MCS0	7	5985	Full BW	MIMO A	8.65	8.65	13.67	7.33	23.28		
						MIMO B	8.35	8.35	13.37	6.84	21.73		
						Combined A+B	11.51	11.51	16.53	14.17	45.01		

UNII	Mode	BW [MHz]	Rate	Ch#	Freq [MHz]	RU config	Chain	Ouput Power [dBm]	Max ⁽¹⁾ Ouput Power [dBm]	Antenn a Gain (dBi)	Max ⁽¹⁾ EIRP [dBm]	Max ⁽¹⁾ Outpu t Power [mW]	Max ⁽¹⁾ . EIRP [mW]
802.11ax/be	160	MCS0	15	6025	Full BW	SISO A	14.55	14.55		19.57	28.51	90.57	
						SISO B	14.21	14.21		19.23	26.36	83.75	
						MIMO A	11.53	11.62		16.64	14.53	46.15	
						MIMO B	11.18	11.27		16.29	13.40	42.58	
						Combined A+B	14.37	14.46		19.48	27.93	88.74	
						SISO A	14.67	14.67		19.69	29.31	93.11	
						SISO B	14.33	14.33		19.35	27.10	86.10	
						MIMO A	11.59	11.68		16.70	14.73	46.80	
						MIMO B	11.05	11.14		16.16	13.01	41.33	
	Combined A+B	14.34	14.43	19.45	27.74	88.12							
	802.11be	320	MCS0	31	6105	Full BW	SISO A	16.82	16.82		21.84	48.08	152.76
							SISO B	16.77	16.77		21.79	47.53	151.01
							MIMO A	13.80	13.80		18.82	23.99	76.21
							MIMO B	13.19	13.19		18.21	20.84	66.22
							Combined A+B	16.52	16.52		21.54	44.83	142.43
				SISO A	16.81		16.81	21.83	47.97		152.41		
				SISO B	16.64		16.64	21.66	46.13		146.55		
				MIMO A	13.76		13.76	18.78	23.77		75.51		
MIMO B				13.05	13.05		18.07	20.18	64.12				
Combined A+B	16.43	16.43	21.45	43.95	139.63								

(1) Value compensated with the duty cycle
(2) Max/Min value highlighted per bandwidth

UNII6

UNII	Mode	BW [MHz]	Rate	Ch#	Freq [MHz]	RU config	Chain	Ouput Power [dBm]	Max ⁽¹⁾ Ouput Power [dBm]	Antenn a Gain (dBi)	Max ⁽¹⁾ EIRP [dBm]	Max ⁽¹⁾ Output Power [mW]	Max ⁽¹⁾ EIRP [mW]			
UNII6	802.11ax/be	20	MCS0	97	6435	Full BW	SISO A	5.53	5.53	5.02	10.55	3.57	11.35			
							SISO B	5.51	5.51		10.53	3.56	11.30			
							MIMO A	2.53	2.53		7.55	1.79	5.69			
							MIMO B	2.25	2.25		7.27	1.68	5.33			
							Combined A+B	5.40	5.40		10.42	3.47	11.02			
				105	6475		SISO A	5.25	5.25		10.27	3.35	10.64			
							SISO B	5.67	5.67		10.69	3.69	11.72			
							MIMO A	2.36	2.36		7.38	1.72	5.47			
							MIMO B	2.39	2.39		7.41	1.73	5.51			
							Combined A+B	5.39	5.39		10.41	3.46	10.98			
				113	6515		SISO A	5.67	5.67		10.69	3.69	11.72			
							SISO B	5.46	5.46		10.48	3.52	11.17			
							MIMO A	2.41	2.41		7.43	1.74	5.53			
							MIMO B	2.25	2.25		7.27	1.68	5.33			
							Combined A+B	5.34	5.34		10.36	3.42	10.87			
	802.11ax/be	40	MCS0	99	6445	Full BW	SISO A	8.54	8.54	13.56	7.14	22.70				
							SISO B	8.28	8.28	13.30	6.73	21.38				
							MIMO A	5.50	5.50	10.52	3.55	11.27				
							MIMO B	5.49	5.49	10.51	3.54	11.25				
							Combined A+B	8.51	8.51	13.53	7.09	22.52				
				107	6485		SISO A	8.47	8.47	13.49	7.03	22.34				
							SISO B	8.44	8.44	13.46	6.98	22.18				
							MIMO A	5.45	5.45	10.47	3.51	11.14				
							MIMO B	5.39	5.39	10.41	3.46	10.99				
							Combined A+B	8.43	8.43	13.45	6.97	22.13				
				802.11ax/be	80		MCS0	103	6465	Full BW	SISO A	11.76	11.76	16.78	15.00	47.64
											SISO B	11.39	11.39	16.41	13.77	43.75
											MIMO A	8.40	8.40	13.42	6.92	21.98
											MIMO B	8.54	8.54	13.56	7.14	22.70
											Combined A+B	11.48	11.48	16.50	14.06	44.68
	119	6545	SISO A			11.80		11.80	16.82		15.14	48.08				
			SISO B			11.79		11.79	16.81		15.10	47.97				
			MIMO A			8.74		8.74	13.76		7.48	23.77				
			MIMO B			8.33		8.33	13.35		6.81	21.63				
			Combined A+B			11.55		11.55	16.57		14.29	45.40				
	802.11ax/be	160	MCS0			111		6505	Full BW		SISO A	14.84	14.84	19.86	30.48	96.83
SISO B											14.71	14.71	19.73	29.58	93.97	
MIMO A											11.23	11.32	16.34	13.56	43.07	
MIMO B											11.17	11.26	16.28	13.37	42.48	
Combined A+B											14.21	14.30	19.32	26.93	85.56	

(1) Value compensated with the duty cycle

(2) Max/Min value highlighted per bandwidth

UNI17

UNI1	Mode	BW [MHz]	Rate	Ch#	Freq [MHz]	RU config	Chain	Ouput Power [dBm]	Max ⁽¹⁾ Ouput Power [dBm]	Antenna Gain (dBi)	Max ⁽¹⁾ EIRP [dBm]	Max ⁽¹⁾ Output Power [mW]	Max ⁽¹⁾ EIRP [mW]		
UNI17	802.11ax/be	20	MCS0	117	6535	Full BW	SISO A	5.41	5.41	5.02	10.43	3.48	11.04		
							SISO B	5.59	5.59		10.61	3.62	11.51		
							MIMO A	2.65	2.65		7.67	1.84	5.85		
							MIMO B	2.18	2.18		7.20	1.65	5.25		
				Combined A+B	5.43		5.43	10.45	3.49		11.10				
				149	6695		SISO A	5.39	5.39		10.41	3.46	10.99		
							SISO B	5.73	5.73		10.75	3.74	11.89		
							MIMO A	2.59	2.59		7.61	1.82	5.77		
							MIMO B	2.23	2.23		7.25	1.67	5.31		
				Combined A+B	5.42		5.42	10.44	3.49		11.08				
				181	6855		SISO A	5.43	5.43		10.45	3.49	11.09		
							SISO B	5.61	5.61		10.63	3.64	11.56		
		MIMO A	2.53			2.53	7.55	1.79	5.69						
		MIMO B	2.48			2.48	7.50	1.77	5.62						
		Combined A+B	5.52	5.52	10.54	3.56	11.31								
		40	MCS0	115	6525	Full BW	SISO A	8.57	8.57	13.59	7.19	22.86			
							SISO B	8.34	8.34	13.36	6.82	21.68			
							MIMO A	5.80	5.80	10.82	3.80	12.08			
							MIMO B	5.20	5.20	10.22	3.31	10.52			
				Combined A+B	8.52		8.52	13.54	7.11	22.59					
				147	6685		SISO A	8.60	8.60	13.62	7.24	23.01			
							SISO B	8.53	8.53	13.55	7.13	22.65			
							MIMO A	5.81	5.81	10.83	3.81	12.11			
							MIMO B	5.20	5.20	10.22	3.31	10.52			
				Combined A+B	8.53		8.53	13.55	7.12	22.63					
				179	6845		SISO A	8.25	8.25	13.27	6.68	21.23			
							SISO B	8.19	8.19	13.21	6.59	20.94			
		MIMO A	5.57			5.57	10.59	3.61	11.46						
		MIMO B	5.54			5.54	10.56	3.58	11.38						
		Combined A+B	8.57	8.57	13.59	7.19	22.83								
		80	MCS0	135	6625	Full BW	SISO A	11.52	11.52	16.54	14.19	45.08			
							SISO B	11.47	11.47	16.49	14.03	44.57			
							MIMO A	8.82	8.82	13.84	7.62	24.21			
							MIMO B	8.41	8.41	13.43	6.93	22.03			
				Combined A+B	11.63		11.63	16.65	14.56	46.24					
				167	6785		SISO A	11.75	11.75	16.77	14.96	47.53			
							SISO B	11.47	11.47	16.49	14.03	44.57			
							MIMO A	8.67	8.67	13.69	7.36	23.39			
							MIMO B	8.47	8.47	13.49	7.03	22.34			
				Combined A+B	11.58		11.58	16.60	14.39	45.72					
				160	MCS0		143	6665	Full BW	SISO A	14.46	14.46	19.48	27.93	88.72
										SISO B	14.71	14.71	19.73	29.58	93.97
		MIMO A	11.44			11.53				16.55	14.23	45.21			
		MIMO B	11.63			11.72				16.74	14.87	47.23			
		Combined A+B	14.55			14.64				19.66	29.10	92.44			

UNII	Mode	BW [MHz]	Rate	Ch#	Freq [MHz]	RU config	Chain	Ouput Power [dBm]	Max ⁽¹⁾ Ouput Power [dBm]	Antenn a Gain (dBi)	Max ⁽¹⁾ EIRP [dBm]	Max ⁽¹⁾ Output Power [mW]	Max ⁽¹⁾ . EIRP [mW]
	802.11b	320	MCS0	127	6585	Full BW	SISO A	16.95	16.95		21.97	49.55	157.40
							SISO B	15.14	15.14		20.16	32.66	103.75
							MIMO A	13.80	13.80		18.82	23.99	76.21
							MIMO B	12.99	12.99		18.01	19.91	63.24
							Combined A+B	16.42	16.42		21.44	43.90	139.45
				159	6745		SISO A	16.98	16.98		22.00	49.89	158.49
							SISO B	14.75	14.75		19.77	29.85	94.84
							MIMO A	14.24	14.24		19.26	26.55	84.33
							MIMO B	13.62	13.62		18.64	23.01	73.11
							Combined A+B	16.95	16.95		21.97	49.56	157.45

(1) Value compensated with the duty cycle

(2) Max/Min value highlighted per bandwidth

UNII8

UNII	Mode	BW [MHz]	Rate	Ch#	Freq [MHz]	RU config	Chain	Ouput Power [dBm]	Max ⁽¹⁾ Output Power [dBm]	Antenn a Gain (dBi)	Max ⁽¹⁾ EIRP [dBm]	Max ⁽¹⁾ Output Power [mW]	Max ⁽¹⁾ EIRP [mW]
UNII8	802.11ax/be	20	MCS0	185	6875	Full BW	SISO A	5.62	5.62	5.02	10.64	3.65	11.59
							SISO B	5.29	5.29		10.31	3.38	10.74
							MIMO A	2.41	2.41		7.43	1.74	5.53
							MIMO B	2.75	2.75		7.77	1.88	5.98
							Combined A+B	5.59	5.59		10.61	3.63	11.52
							SISO A	5.52	5.52		10.54	3.56	11.32
				SISO B	5.66		5.66	10.68	3.68		11.69		
				MIMO A	2.34		2.34	7.36	1.71		5.45		
				MIMO B	2.83		2.83	7.85	1.92		6.10		
				Combined A+B	5.60		5.60	10.62	3.63		11.54		
				SISO A	5.99		5.99	11.01	3.97		12.62		
				SISO B	5.63		5.63	10.65	3.66		11.61		
				MIMO A	2.70		2.70	7.72	1.86		5.92		
				MIMO B	2.53		2.53	7.55	1.79		5.69		
				Combined A+B	5.63		5.63	10.65	3.65		11.60		
				SISO A	-0.21		-0.21	4.81	0.95		3.03		
				SISO B	-0.04		-0.04	4.98	0.99		3.15		
				MIMO A	-2.59		-2.59	2.43	0.55		1.75		
	MIMO B	-2.51	-2.51	2.51	0.56	1.78							
	Combined A+B	0.46	0.46	5.48	1.11	3.53							
	SISO A	8.45	8.45	13.47	7.00	22.23							
	SISO B	8.32	8.32	13.34	6.79	21.58							
	MIMO A	5.56	5.56	10.58	3.60	11.43							
	MIMO B	5.63	5.63	10.65	3.66	11.61							
	Combined A+B	8.61	8.61	13.63	7.25	23.04							
	SISO A	8.98	8.98	14.00	7.91	25.12							
	SISO B	8.89	8.89	13.91	7.74	24.60							
	MIMO A	5.54	5.54	10.56	3.58	11.38							
	MIMO B	5.52	5.52	10.54	3.56	11.32							
	Combined A+B	8.54	8.54	13.56	7.15	22.70							
	SISO A	11.58	11.58	16.60	14.39	45.71							
	SISO B	11.51	11.51	16.53	14.16	44.98							
	MIMO A	8.58	8.58	13.60	7.21	22.91							
	MIMO B	8.71	8.71	13.73	7.43	23.60							
	Combined A+B	11.66	11.66	16.68	14.64	46.51							
	SISO A	11.87	11.87	16.89	15.38	48.87							
SISO B	12.01	12.01	17.03	15.89	50.47								
MIMO A	8.99	8.99	14.01	7.93	25.18								
MIMO B	9.04	9.04	14.06	8.02	25.47								
Combined A+B	12.03	12.03	17.05	15.94	50.65								
SISO A	11.74	11.74	16.76	14.93	47.42								
SISO B	11.70	11.70	16.72	14.79	46.99								
MIMO A	8.69	8.69	13.71	7.40	23.50								
MIMO B	8.58	8.58	13.60	7.21	22.91								
Combined A+B	11.65	11.65	16.67	14.61	46.41								

UNII	Mode	BW [MHz]	Rate	Ch#	Freq [MHz]	RU config	Chain	Ouput Power [dBm]	Max ⁽¹⁾ Ouput Power [dBm]	Antenn a Gain (dBi)	Max ⁽¹⁾ EIRP [dBm]	Max ⁽¹⁾ Output Power [mW]	Max ⁽¹⁾ EIRP [mW]
	802.11ax/be	160	MCS0	207	6985	Full BW	SISO A	14.73	14.73		19.75	29.72	94.41
							SISO B	14.67	14.67		19.69	29.31	93.11
							MIMO A	11.74	11.83		16.85	15.25	48.44
							MIMO B	11.53	11.62		16.64	14.53	46.15
							Combined A+B	14.65	14.74		19.76	29.78	94.60
	802.11ax/be	320	MCS0	191	6905	Full BW	SISO A	16.02	16.02		21.04	39.99	127.06
							SISO B	15.27	15.27		20.29	33.65	106.91
							MIMO A	14.13	14.13		19.15	25.88	82.22
							MIMO B	13.67	13.67		18.69	23.28	73.96
							Combined A+B	16.92	16.92		21.94	49.16	156.18

- (1) Value compensated with the duty cycle
- (2) Max/Min value highlighted per bandwidth

Maximum Power Spectral Density (PSD)

UNII5

UNII	Mode_BW	Rate	Channel	Freq. [MHz]	RU config.	Antenna	PSD [dBm/MHz]	Max ⁽¹⁾ PSD [dBm/MHz]	Antenna Gain (dBi)	Max ⁽¹⁾ PSD EIRP [dBm/MHz]
UNII 5	802.11ax/be20	MCS 0	1	5955	FullBW	SISO A	-6.19	-6.19	5.02	-1.17
UNII 5	802.11ax/be20	MCS 0	1	5955	FullBW	SISO B	-6.48	-6.48		-1.46
UNII 5	802.11ax/be20	MCS 0	1	5955	FullBW	MIMO A	-9.46	-9.46		-4.44
UNII 5	802.11ax/be20	MCS 0	1	5955	FullBW	MIMO B	-9.45	-9.45		-4.43
UNII 5	802.11ax/be20	MCS 0	1	5955	FullBW	Combined A+B	-6.44	-6.44		-1.42
UNII 5	802.11ax/be20	MCS 0	45	6175	FullBW	SISO A	-6.17	-6.17		-1.15
UNII 5	802.11ax/be20	MCS 0	45	6175	FullBW	SISO B	-6.35	-6.35		-1.33
UNII 5	802.11ax/be20	MCS 0	45	6175	FullBW	MIMO A	-9.43	-9.43		-4.41
UNII 5	802.11ax/be20	MCS 0	45	6175	FullBW	MIMO B	-9.56	-9.56		-4.54
UNII 5	802.11ax/be20	MCS 0	45	6175	FullBW	Combined A+B	-6.48	-6.48		-1.46
UNII 5	802.11ax/be20	MCS 0	93	6415	FullBW	SISO A	-6.26	-6.26		-1.24
UNII 5	802.11ax/be20	MCS 0	93	6415	FullBW	SISO B	-6.48	-6.48		-1.46
UNII 5	802.11ax/be20	MCS 0	93	6415	FullBW	MIMO A	-9.47	-9.47		-4.45
UNII 5	802.11ax/be20	MCS 0	93	6415	FullBW	MIMO B	-9.51	-9.51		-4.49
UNII 5	802.11ax/be20	MCS 0	93	6415	FullBW	Combined A+B	-6.48	-6.48		-1.46
UNII 5	802.11ax/be40	MCS 0	3	5965	FullBW	SISO A	-6.32	-6.32		-1.30
UNII 5	802.11ax/be40	MCS 0	3	5965	FullBW	SISO B	-6.39	-6.39		-1.37
UNII 5	802.11ax/be40	MCS 0	3	5965	FullBW	MIMO A	-9.34	-9.34		-4.32
UNII 5	802.11ax/be40	MCS 0	3	5965	FullBW	MIMO B	-9.54	-9.54		-4.52
UNII 5	802.11ax/be40	MCS 0	3	5965	FullBW	Combined A+B	-6.43	-6.43		-1.41
UNII 5	802.11ax/be40	MCS 0	43	6165	FullBW	SISO A	-6.27	-6.27		-1.25
UNII 5	802.11ax/be40	MCS 0	43	6165	FullBW	SISO B	-6.22	-6.22		-1.20
UNII 5	802.11ax/be40	MCS 0	43	6165	FullBW	MIMO A	-9.32	-9.32		-4.30
UNII 5	802.11ax/be40	MCS 0	43	6165	FullBW	MIMO B	-9.43	-9.43		-4.41
UNII 5	802.11ax/be40	MCS 0	43	6165	FullBW	Combined A+B	-6.36	-6.36		-1.34
UNII 5	802.11ax/be40	MCS 0	91	6405	FullBW	SISO A	-6.23	-6.23		-1.21
UNII 5	802.11ax/be40	MCS 0	91	6405	FullBW	SISO B	-6.29	-6.29		-1.27
UNII 5	802.11ax/be40	MCS 0	91	6405	FullBW	MIMO A	-9.40	-9.40		-4.38
UNII 5	802.11ax/be40	MCS 0	91	6405	FullBW	MIMO B	-9.47	-9.47		-4.45
UNII 5	802.11ax/be40	MCS 0	91	6405	FullBW	Combined A+B	-6.42	-6.42		-1.40
UNII 5	802.11ax/be80	MCS 0	7	5985	FullBW	SISO A	-6.28	-6.28	-1.26	
UNII 5	802.11ax/be80	MCS 0	7	5985	FullBW	SISO B	-6.15	-6.15	-1.13	
UNII 5	802.11ax/be80	MCS 0	7	5985	FullBW	MIMO A	-9.33	-9.33	-4.31	
UNII 5	802.11ax/be80	MCS 0	7	5985	FullBW	MIMO B	-9.55	-9.55	-4.53	
UNII 5	802.11ax/be80	MCS 0	7	5985	FullBW	Combined A+B	-6.43	-6.43	-1.41	

UNII	Mode_BW	Rate	Channel	Freq. [MHz]	RU config.	Antenna	PSD [dBm/MHz]	Max ⁽¹⁾ PSD [dBm/MHz]	Antenna Gain (dBi)	Max ⁽¹⁾ PSD EIRP [dBm/MHz]
UNII 5	802.11ax/be80	MCS0	39	6145	FullBW	SISO A	-6.35	-6.35	5.02	-1.33
UNII 5	802.11ax/be80	MCS0	39	6145	FullBW	SISO B	-6.12	-6.12		-1.10
UNII 5	802.11ax/be80	MCS0	39	6145	FullBW	MIMO A	-9.20	-9.20		-4.18
UNII 5	802.11ax/be80	MCS0	39	6145	FullBW	MIMO B	-9.40	-9.40		-4.38
UNII 5	802.11ax/be80	MCS0	39	6145	FullBW	Combined A+B	-6.29	-6.29		-1.27
UNII 5	802.11ax/be80	MCS0	87	6385	FullBW	SISO A	-6.27	-6.27		-1.25
UNII 5	802.11ax/be80	MCS0	87	6385	FullBW	SISO B	-6.29	-6.29		-1.27
UNII 5	802.11ax/be80	MCS0	87	6385	FullBW	MIMO A	-9.29	-9.29		-4.27
UNII 5	802.11ax/be80	MCS0	87	6385	FullBW	MIMO B	-9.41	-9.41		-4.39
UNII 5	802.11ax/be80	MCS0	87	6385	FullBW	Combined A+B	-6.34	-6.34		-1.32
UNII 5	802.11ax/be160	MCS0	15	6025	FullBW	SISO A	-6.21	-6.21		-1.19
UNII 5	802.11ax/be160	MCS0	15	6025	FullBW	SISO B	-6.41	-6.41		-1.39
UNII 5	802.11ax/be160	MCS0	15	6025	FullBW	MIMO A	-9.18	-9.09		-4.07
UNII 5	802.11ax/be160	MCS0	15	6025	FullBW	MIMO B	-9.51	-9.42		-4.40
UNII 5	802.11ax/be160	MCS0	15	6025	FullBW	Combined A+B	-6.33	-6.24		-1.22
UNII 5	802.11ax/be160	MCS0	79	6345	FullBW	SISO A	-6.21	-6.21		-1.19
UNII 5	802.11ax/be160	MCS0	79	6345	FullBW	SISO B	-6.35	-6.35		-1.33
UNII 5	802.11ax/be160	MCS0	79	6345	FullBW	MIMO A	-9.26	-9.17		-4.15
UNII 5	802.11ax/be160	MCS0	79	6345	FullBW	MIMO B	-9.68	-9.59		-4.57
UNII 5	802.11ax/be160	MCS0	79	6345	FullBW	Combined A+B	-6.45	-6.36		-1.34
UNII 5	802.11be320	MCS0	31	6105	FullBW	SISO A	-6.31	-6.31	-1.29	
UNII 5	802.11be320	MCS0	31	6105	FullBW	SISO B	-6.23	-6.23	-1.21	
UNII 5	802.11be320	MCS0	31	6105	FullBW	MIMO A	-9.34	-9.34	-4.32	
UNII 5	802.11be320	MCS0	31	6105	FullBW	MIMO B	-9.58	-9.58	-4.56	
UNII 5	802.11be320	MCS0	31	6105	FullBW	Combined A+B	-6.45	-6.45	-1.43	
UNII 5	802.11be320	MCS0	95	6425	FullBW	SISO A	-6.11	-6.11	-1.09	
UNII 5	802.11be320	MCS0	95	6425	FullBW	SISO B	-6.10	-6.10	-1.08	
UNII 5	802.11be320	MCS0	95	6425	FullBW	MIMO A	-9.35	-9.35	-4.33	
UNII 5	802.11be320	MCS0	95	6425	FullBW	MIMO B	-9.68	-9.68	-4.66	
UNII 5	802.11be320	MCS0	95	6425	FullBW	Combined A+B	-6.50	-6.50	-1.48	

⁽¹⁾ Value compensated with the duty cycle

UNII6

UNII	Mode_BW	Rate	Channel	Freq. [MHz]	RU config.	Antenna	PSD [dBm/MHz]	Max ⁽¹⁾ PSD [dBm/MHz]	Antenna Gain (dBi)	Max ⁽¹⁾ PSD EIRP [dBm/MHz]
UNII6	802.11ax/be20	MCS0	97	6435	FullBW	SISO A	-6.32	-6.32	5.02	-1.30
UNII6	802.11ax/be20	MCS0	97	6435	FullBW	SISO B	-6.28	-6.28		-1.26
UNII6	802.11ax/be20	MCS0	97	6435	FullBW	MIMO A	-9.21	-9.21		-4.19
UNII6	802.11ax/be20	MCS0	97	6435	FullBW	MIMO B	-9.48	-9.48		-4.46

UNII	Mode_BW	Rate	Channel	Freq. [MHz]	RU config.	Antenna	PSD [dBm/MHz]	Max ⁽¹⁾ PSD [dBm/MHz]	Antenna Gain (dBi)	Max ⁽¹⁾ PSD EIRP [dBm/MHz]
UNII6	802.11ax/be20	MCS0	97	6435	FullBW	Combined A+B	-6.33	-6.33	5.02	-1.31
UNII6	802.11ax/be20	MCS0	105	6475	FullBW	SISO A	-6.20	-6.20		-1.18
UNII6	802.11ax/be20	MCS0	105	6475	FullBW	SISO B	-6.16	-6.16		-1.14
UNII6	802.11ax/be20	MCS0	105	6475	FullBW	MIMO A	-9.39	-9.39		-4.37
UNII6	802.11ax/be20	MCS0	105	6475	FullBW	MIMO B	-9.41	-9.41		-4.39
UNII6	802.11ax/be20	MCS0	105	6475	FullBW	Combined A+B	-6.39	-6.39		-1.37
UNII6	802.11ax/be20	MCS0	113	6515	FullBW	SISO A	-6.25	-6.25		-1.23
UNII6	802.11ax/be20	MCS0	113	6515	FullBW	SISO B	-6.36	-6.36		-1.34
UNII6	802.11ax/be20	MCS0	113	6515	FullBW	MIMO A	-9.36	-9.36		-4.34
UNII6	802.11ax/be20	MCS0	113	6515	FullBW	MIMO B	-9.66	-9.66		-4.64
UNII6	802.11ax/be20	MCS0	113	6515	FullBW	Combined A+B	-6.50	-6.50		-1.48
UNII6	802.11ax/be40	MCS0	99	6445	FullBW	SISO A	-6.34	-6.34		-1.32
UNII6	802.11ax/be40	MCS0	99	6445	FullBW	SISO B	-6.45	-6.45		-1.43
UNII6	802.11ax/be40	MCS0	99	6445	FullBW	MIMO A	-9.31	-9.31		-4.29
UNII6	802.11ax/be40	MCS0	99	6445	FullBW	MIMO B	-9.52	-9.52		-4.50
UNII6	802.11ax/be40	MCS0	99	6445	FullBW	Combined A+B	-6.40	-6.40		-1.38
UNII6	802.11ax/be40	MCS0	107	6485	FullBW	SISO A	-6.48	-6.48		-1.46
UNII6	802.11ax/be40	MCS0	107	6485	FullBW	SISO B	-6.27	-6.27		-1.25
UNII6	802.11ax/be40	MCS0	107	6485	FullBW	MIMO A	-9.40	-9.40		-4.38
UNII6	802.11ax/be40	MCS0	107	6485	FullBW	MIMO B	-9.49	-9.49		-4.47
UNII6	802.11ax/be40	MCS0	107	6485	FullBW	Combined A+B	-6.43	-6.43		-1.41
UNII6	802.11ax/be80	MCS0	103	6465	FullBW	SISO A	-6.32	-6.32		-1.30
UNII6	802.11ax/be80	MCS0	103	6465	FullBW	SISO B	-6.43	-6.43		-1.41
UNII6	802.11ax/be80	MCS0	103	6465	FullBW	MIMO A	-9.52	-9.52		-4.50
UNII6	802.11ax/be80	MCS0	103	6465	FullBW	MIMO B	-9.38	-9.38		-4.36
UNII6	802.11ax/be80	MCS0	103	6465	FullBW	Combined A+B	-6.44	-6.44		-1.42
UNII6	802.11ax/be80	MCS0	119	6545	FullBW	SISO A	-6.17	-6.17		-1.15
UNII6	802.11ax/be80	MCS0	119	6545	FullBW	SISO B	-6.22	-6.22		-1.20
UNII6	802.11ax/be80	MCS0	119	6545	FullBW	MIMO A	-9.28	-9.28		-4.26
UNII6	802.11ax/be80	MCS0	119	6545	FullBW	MIMO B	-9.60	-9.60		-4.58
UNII6	802.11ax/be80	MCS0	119	6545	FullBW	Combined A+B	-6.43	-6.43	-1.41	
UNII6	802.11ax/be160	MCS0	111	6505	FullBW	SISO A	-6.12	-6.12	-1.10	
UNII6	802.11ax/be160	MCS0	111	6505	FullBW	SISO B	-6.14	-6.14	-1.12	
UNII6	802.11ax/be160	MCS0	111	6505	FullBW	MIMO A	-9.61	-9.52	-4.50	
UNII6	802.11ax/be160	MCS0	111	6505	FullBW	MIMO B	-9.62	-9.53	-4.51	
UNII6	802.11ax/be160	MCS0	111	6505	FullBW	Combined A+B	-6.60	-6.51	-1.49	

(1) Value compensated with the duty cycle

UNII7

UNII	Mode_BW	Rate	Channel	Freq. [MHz]	RU config.	Antenna	PSD [dBm/MHz]	Max ⁽¹⁾ PSD [dBm/MHz]	Antenna Gain (dBi)	Max ⁽¹⁾ PSD EIRP [dBm/MHz]
UNII7	802.11ax/be20	MCS0	117	6535	FullBW	SISO A	-6.27	-6.27	5.02	-1.25
UNII7	802.11ax/be20	MCS0	117	6535	FullBW	SISO B	-6.17	-6.17		-1.15
UNII7	802.11ax/be20	MCS0	117	6535	FullBW	MIMO A	-9.27	-9.27		-4.25
UNII7	802.11ax/be20	MCS0	117	6535	FullBW	MIMO B	-9.48	-9.48		-4.46
UNII7	802.11ax/be20	MCS0	117	6535	FullBW	Combined A+B	-6.36	-6.36		-1.34
UNII7	802.11ax/be20	MCS0	149	6695	FullBW	SISO A	-6.32	-6.32		-1.30
UNII7	802.11ax/be20	MCS0	149	6695	FullBW	SISO B	-6.14	-6.14		-1.12

UNII	Mode_BW	Rate	Channel	Freq. [MHz]	RU config.	Antenna	PSD [dBm/MHz]	Max ⁽¹⁾ PSD [dBm/MHz]	Antenna Gain (dBi)	Max ⁽¹⁾ PSD EIRP [dBm/MHz]
UNII7	802.11ax/be20	MCS0	149	6695	FullBW	MIMO A	-9.10	-9.10	5.02	-4.08
UNII7	802.11ax/be20	MCS0	149	6695	FullBW	MIMO B	-9.61	-9.61		-4.59
UNII7	802.11ax/be20	MCS0	149	6695	FullBW	Combined A+B	-6.34	-6.34		-1.32
UNII7	802.11ax/be20	MCS0	181	6855	FullBW	SISO A	-6.39	-6.39		-1.37
UNII7	802.11ax/be20	MCS0	181	6855	FullBW	SISO B	-6.27	-6.27		-1.25
UNII7	802.11ax/be20	MCS0	181	6855	FullBW	MIMO A	-9.39	-9.39		-4.37
UNII7	802.11ax/be20	MCS0	181	6855	FullBW	MIMO B	-9.37	-9.37		-4.35
UNII7	802.11ax/be20	MCS0	181	6855	FullBW	Combined A+B	-6.37	-6.37		-1.35
UNII7	802.11ax/be40	MCS0	115	6525	FullBW	SISO A	-6.31	-6.31		-1.29
UNII7	802.11ax/be40	MCS0	115	6525	FullBW	SISO B	-6.39	-6.39		-1.37
UNII7	802.11ax/be40	MCS0	115	6525	FullBW	MIMO A	-8.95	-8.95		-3.93
UNII7	802.11ax/be40	MCS0	115	6525	FullBW	MIMO B	-9.63	-9.63		-4.61
UNII7	802.11ax/be40	MCS0	115	6525	FullBW	Combined A+B	-6.27	-6.27		-1.25
UNII7	802.11ax/be40	MCS0	147	6685	FullBW	SISO A	-6.25	-6.25		-1.23
UNII7	802.11ax/be40	MCS0	147	6685	FullBW	SISO B	-6.25	-6.25		-1.23
UNII7	802.11ax/be40	MCS0	147	6685	FullBW	MIMO A	-9.14	-9.14		-4.12
UNII7	802.11ax/be40	MCS0	147	6685	FullBW	MIMO B	-9.67	-9.67		-4.65
UNII7	802.11ax/be40	MCS0	147	6685	FullBW	Combined A+B	-6.39	-6.39		-1.37
UNII7	802.11ax/be40	MCS0	179	6845	FullBW	SISO A	-6.47	-6.47		-1.45
UNII7	802.11ax/be40	MCS0	179	6845	FullBW	SISO B	-6.45	-6.45		-1.43
UNII7	802.11ax/be40	MCS0	179	6845	FullBW	MIMO A	-9.21	-9.21		-4.19
UNII7	802.11ax/be40	MCS0	179	6845	FullBW	MIMO B	-9.27	-9.27		-4.25
UNII7	802.11ax/be40	MCS0	179	6845	FullBW	Combined A+B	-6.23	-6.23		-1.21
UNII7	802.11ax/be80	MCS0	135	6625	FullBW	SISO A	-6.49	-6.49		-1.47
UNII7	802.11ax/be80	MCS0	135	6625	FullBW	SISO B	-6.18	-6.18		-1.16
UNII7	802.11ax/be80	MCS0	135	6625	FullBW	MIMO A	-9.14	-9.14		-4.12
UNII7	802.11ax/be80	MCS0	135	6625	FullBW	MIMO B	-9.39	-9.39		-4.37
UNII7	802.11ax/be80	MCS0	135	6625	FullBW	Combined A+B	-6.25	-6.25		-1.23
UNII7	802.11ax/be80	MCS0	167	6785	FullBW	SISO A	-6.31	-6.31	-1.29	
UNII7	802.11ax/be80	MCS0	167	6785	FullBW	SISO B	-6.45	-6.45	-1.43	
UNII7	802.11ax/be80	MCS0	167	6785	FullBW	MIMO A	-9.35	-9.35	-4.33	
UNII7	802.11ax/be80	MCS0	167	6785	FullBW	MIMO B	-9.50	-9.50	-4.48	
UNII7	802.11ax/be80	MCS0	167	6785	FullBW	Combined A+B	-6.41	-6.41	-1.39	
UNII7	802.11ax/be160	MCS0	143	6665	FullBW	SISO A	-6.43	-6.43	-1.41	
UNII7	802.11ax/be160	MCS0	143	6665	FullBW	SISO B	-6.22	-6.22	-1.20	
UNII7	802.11ax/be160	MCS0	143	6665	FullBW	MIMO A	-9.40	-9.31	-4.29	
UNII7	802.11ax/be160	MCS0	143	6665	FullBW	MIMO B	-9.20	-9.11	-4.09	
UNII7	802.11ax/be160	MCS0	143	6665	FullBW	Combined A+B	-6.29	-6.20	-1.18	
UNII7	802.11be320	MCS0	127	6585	FullBW	SISO A	-6.19	-6.19	-1.17	
UNII7	802.11be320	MCS0	127	6585	FullBW	SISO B	-7.53	-7.53	-2.51	
UNII7	802.11be320	MCS0	127	6585	FullBW	MIMO A	-9.15	-9.15	-4.13	
UNII7	802.11be320	MCS0	127	6585	FullBW	MIMO B	-9.84	-9.84	-4.82	
UNII7	802.11be320	MCS0	127	6585	FullBW	Combined A+B	-6.47	-6.47	-1.45	
UNII7	802.11be320	MCS0	159	6745	FullBW	SISO A	-6.37	-6.37	-1.35	
UNII7	802.11be320	MCS0	159	6745	FullBW	SISO B	-8.72	-8.72	-3.70	
UNII7	802.11be320	MCS0	159	6745	FullBW	MIMO A	-9.14	-9.14	-4.12	
UNII7	802.11be320	MCS0	159	6745	FullBW	MIMO B	-9.72	-9.72	-4.70	

UNII	Mode_BW	Rate	Channel	Freq. [MHz]	RU config.	Antenna	PSD [dBm/MHz]	Max ⁽¹⁾ PSD [dBm/MHz]	Antenna Gain (dBi)	Max ⁽¹⁾ PSD EIRP [dBm/MHz]
UNII7	802.11be320	MCS0	159	6745	FullBW	Combined A+B	-6.41	-6.41	5.02	-1.39

(1) Value compensated with the duty cycle

UNII8

UNII	Mode_BW	Rate	Channel	Freq. [MHz]	RU config.	Antenna	PSD [dBm/MHz]	Max ⁽¹⁾ PSD [dBm/MHz]	Antenna Gain (dBi)	Max ⁽¹⁾ PSD EIRP [dBm/MHz]
UNII8	802.11ax/be20	MCS0	185	6875	FullBW	SISO A	-6.26	-6.26	5.02	-1.24
UNII8	802.11ax/be20	MCS0	185	6875	FullBW	SISO B	-6.40	-6.40		-1.38
UNII8	802.11ax/be20	MCS0	185	6875	FullBW	MIMO A	-9.37	-9.37		-4.35
UNII8	802.11ax/be20	MCS0	185	6875	FullBW	MIMO B	-9.12	-9.12		-4.10
UNII8	802.11ax/be20	MCS0	185	6875	FullBW	Combined A+B	-6.23	-6.23		-1.21
UNII8	802.11ax/be20	MCS0	209	6995	FullBW	SISO A	-6.41	-6.41		-1.39
UNII8	802.11ax/be20	MCS0	209	6995	FullBW	SISO B	-6.27	-6.27		-1.25
UNII8	802.11ax/be20	MCS0	209	6995	FullBW	MIMO A	-9.57	-9.57		-4.55
UNII8	802.11ax/be20	MCS0	209	6995	FullBW	MIMO B	-9.18	-9.18		-4.16
UNII8	802.11ax/be20	MCS0	209	6995	FullBW	Combined A+B	-6.36	-6.36		-1.34
UNII8	802.11ax/be20	MCS0	229	7095	FullBW	SISO A	-6.10	-6.10		-1.08
UNII8	802.11ax/be20	MCS0	229	7095	FullBW	SISO B	-6.43	-6.43		-1.41
UNII8	802.11ax/be20	MCS0	229	7095	FullBW	MIMO A	-9.31	-9.31		-4.29
UNII8	802.11ax/be20	MCS0	229	7095	FullBW	MIMO B	-9.49	-9.49		-4.47
UNII8	802.11ax/be20	MCS0	229	7095	FullBW	Combined A+B	-6.39	-6.39		-1.37
UNII8	802.11ax/be20	MCS0	233	7115	FullBW	SISO A	-12.21	-12.21		-7.19
UNII8	802.11ax/be20	MCS0	233	7115	FullBW	SISO B	-12.04	-12.04		-7.02
UNII8	802.11ax/be20	MCS0	233	7115	FullBW	MIMO A	-14.69	-14.69		-9.67
UNII8	802.11ax/be20	MCS0	233	7115	FullBW	MIMO B	-14.57	-14.57		-9.55
UNII8	802.11ax/be20	MCS0	233	7115	FullBW	Combined A+B	-11.62	-11.62		-6.60
UNII8	802.11ax/be40	MCS0	187	6885	FullBW	SISO A	-6.28	-6.28		-1.26
UNII8	802.11ax/be40	MCS0	187	6885	FullBW	SISO B	-6.34	-6.34		-1.32
UNII8	802.11ax/be40	MCS0	187	6885	FullBW	MIMO A	-9.15	-9.15		-4.13
UNII8	802.11ax/be40	MCS0	187	6885	FullBW	MIMO B	-9.11	-9.11		-4.09
UNII8	802.11ax/be40	MCS0	187	6885	FullBW	Combined A+B	-6.12	-6.12		-1.10
UNII8	802.11ax/be40	MCS0	227	7085	FullBW	SISO A	-6.12	-6.12		-1.10
UNII8	802.11ax/be40	MCS0	227	7085	FullBW	SISO B	-6.28	-6.28		-1.26
UNII8	802.11ax/be40	MCS0	227	7085	FullBW	MIMO A	-9.49	-9.49		-4.47
UNII8	802.11ax/be40	MCS0	227	7085	FullBW	MIMO B	-9.59	-9.59	-4.57	
UNII8	802.11ax/be40	MCS0	227	7085	FullBW	Combined A+B	-6.53	-6.53	-1.51	
UNII8	802.11ax/be80	MCS0	183	6865	FullBW	SISO A	-6.40	-6.40	-1.38	
UNII8	802.11ax/be80	MCS0	183	6865	FullBW	SISO B	-6.37	-6.37	-1.35	
UNII8	802.11ax/be80	MCS0	183	6865	FullBW	MIMO A	-9.55	-9.55	-4.53	
UNII8	802.11ax/be80	MCS0	183	6865	FullBW	MIMO B	-9.41	-9.41	-4.39	
UNII8	802.11ax/be80	MCS0	183	6865	FullBW	Combined A+B	-6.47	-6.47	-1.45	
UNII8	802.11ax/be80	MCS0	199	6945	FullBW	SISO A	-6.25	-6.25	-1.23	
UNII8	802.11ax/be80	MCS0	199	6945	FullBW	SISO B	-6.23	-6.23	-1.21	
UNII8	802.11ax/be80	MCS0	199	6945	FullBW	MIMO A	-9.26	-9.26	-4.24	
UNII8	802.11ax/be80	MCS0	199	6945	FullBW	MIMO B	-9.13	-9.13	-4.11	
UNII8	802.11ax/be80	MCS0	199	6945	FullBW	Combined A+B	-6.18	-6.18	-1.16	
UNII8	802.11ax/be80	MCS0	215	7025	FullBW	SISO A	-6.35	-6.35	-1.33	
UNII8	802.11ax/be80	MCS0	215	7025	FullBW	SISO B	-6.35	-6.35	-1.33	

UNII	Mode_BW	Rate	Channel	Freq. [MHz]	RU config.	Antenna	PSD [dBm/MHz]	Max ⁽¹⁾ PSD [dBm/MHz]	Antenna Gain (dBi)	Max ⁽¹⁾ PSD EIRP [dBm/MHz]
UNII8	802.11ax/be80	MCS0	215	7025	FullBW	MIMO A	-9.42	-9.42	5.02	-4.40
UNII8	802.11ax/be80	MCS0	215	7025	FullBW	MIMO B	-9.57	-9.57		-4.55
UNII8	802.11ax/be80	MCS0	215	7025	FullBW	Combined A+B	-6.48	-6.48		-1.46
UNII8	802.11ax/be160	MCS0	207	6985	FullBW	SISO A	-6.29	-6.29		-1.27
UNII8	802.11ax/be160	MCS0	207	6985	FullBW	SISO B	-6.27	-6.27		-1.25
UNII8	802.11ax/be160	MCS0	207	6985	FullBW	MIMO A	-9.14	-9.05		-4.03
UNII8	802.11ax/be160	MCS0	207	6985	FullBW	MIMO B	-9.41	-9.32		-4.30
UNII8	802.11ax/be160	MCS0	207	6985	FullBW	Combined A+B	-6.26	-6.17		-1.15
UNII8	802.11be320	MCS0	191	6905	FullBW	SISO A	-7.15	-7.15		-2.13
UNII8	802.11be320	MCS0	191	6905	FullBW	SISO B	-8.03	-8.03		-3.01
UNII8	802.11be320	MCS0	191	6905	FullBW	MIMO A	-9.17	-9.17		-4.15
UNII8	802.11be320	MCS0	191	6905	FullBW	MIMO B	-9.52	-9.52		-4.50
UNII8	802.11be320	MCS0	191	6905	FullBW	Combined A+B	-6.33	-6.33		-1.31

(1) Value compensated with the duty cycle

B.2.3 Emissions mask

Test limits

FCC part	RSS part	Limits
15.407 (b) (6)	RSS-248 Clause 4.6.2	For transmitters operating within the 5.925-7.125 GHz bands: Power spectral density must be suppressed by 20 dB at 1 MHz outside of channel edge, by 28 dB at one channel bandwidth from the channel center, and by 40 dB at one- and one-half times the channel bandwidth away from channel center. At frequencies between one megahertz outside an unlicensed device's channel edge and one channel bandwidth from the center of the channel, the limits must be linearly interpolated between 20 dB and 28 dB suppression, and at frequencies between one and one- and one-half times an unlicensed device's channel bandwidth, the limits must be linearly interpolated between 28 dB and 40 dB suppression. Emissions removed from the channel center by more than one- and one-half times the channel bandwidth must be suppressed by at least 40 dB.

Test procedure

The conducted setup shown in section *Test & System Description* was used to measure the unwanted mask emissions. The antenna terminal of the EUT is connected to the spectrum analyzer through an attenuator, and the spectrum analyzer reading is compensated to include the RF path loss and the declared antenna gain.

The nominal bandwidth was used to construct the mask according to KDB 987594 D02.

See Section C.1.3 for the screenshot results.

B.2.4 Frequency stability

Test limits

FCC part	RSS part	Limits
15.407 (g)	RSS-Gen issue 5 - A1- clause 6.11	The frequency stability shall be sufficient to ensure that the occupied bandwidth of the device stays within the 5925-7125MHz frequency band when the stability is tested at the temperature and supply voltage variation

Test procedure

The conducted setups shown in section *Test & System Description* were used to verify that the occupied bandwidth 99% of the device stays within the 5925-7125MHz frequency band

Results tables**Normal Condition**

Band	Mode & BW[MHz]	Channel	Frequency [MHz]	Rate	RU config.	Antenna	99% BW [MHz]	Lowest frequency [MHz]	Highest frequency [MHz]
UNII-5	802.11ax/be20	1	5955	MCS0	Full BW	SISO A	19.40	5945.34	NA
UNII-5	802.11ax/be40	3	5965	MCS0	Full BW	SISO A	38.24	5945.92	NA
UNII-5	802.11ax/be80	7	5985	MCS0	Full BW	SISO A	77.76	5946.06	NA
UNII-5	802.11ax/be160	15	6025	MCS0	Full BW	SISO A	157.25	5946.38	NA
UNII-5	802.11be320	31	6265	MCS0	Full BW	SISO A	314.00	5947.60	NA
UNII-8	802.11ax/be20	233	7115	MCS0	Full BW	SISO A	19.20	NA	7124.58
UNII-8	802.11ax/be40	227	7085	MCS0	Full BW	SISO A	49.68	NA	7110.40
UNII-8	802.11ax/be80	215	7025	MCS0	Full BW	SISO A	78.12	NA	7064.06
UNII-8	802.11ax/be160	207	6985	MCS0	Full BW	SISO A	158.00	NA	7064.38
UNII-8	802.11be320	191	6905	MCS0	Full BW	SISO A	314.80	NA	7062.00

High temperature +50°C

Band	Mode & BW[MHz]	Channel	Frequency [MHz]	Rate	RU config.	Antenna	99% BW [MHz]	Lowest frequency [MHz]	Highest frequency [MHz]
UNII-5	802.11ax/be20	1	5955	MCS0	Full BW	SISO A	19.24	5945.38	NA
UNII-5	802.11ax/be40	3	5965	MCS0	Full BW	SISO A	38.16	5946.00	NA
UNII-5	802.11ax/be80	7	5985	MCS0	Full BW	SISO A	77.64	5946.18	NA
UNII-5	802.11ax/be160	15	6025	MCS0	Full BW	SISO A	157.25	5946.38	NA
UNII-5	802.11be320	31	6265	MCS0	Full BW	SISO A	314	5947.60	NA
UNII-8	802.11ax/be20	233	7115	MCS0	Full BW	SISO A	19.12	NA	7124.54
UNII-8	802.11ax/be40	227	7085	MCS0	Full BW	SISO A	50.16	NA	7110.88
UNII-8	802.11ax/be80	215	7025	MCS0	Full BW	SISO A	78	NA	7064.06
UNII-8	802.11ax/be160	207	6985	MCS0	Full BW	SISO A	165	NA	7068.13
UNII-8	802.11be320	191	6905	MCS0	Full BW	SISO A	318	NA	7063.20

Low temperature -20°C

Band	Mode & BW[MHz]	Channel	Frequency [MHz]	Rate	RU config.	Antenna	99% BW [MHz]	Lowest frequency [MHz]	Highest frequency [MHz]
UNII-5	802.11ax/be20	1	5955	MCS0	Full BW	SISO A	19.24	5945.42	NA
UNII-5	802.11ax/be40	3	5965	MCS0	Full BW	SISO A	38.08	5945.92	NA
UNII-5	802.11ax/be80	7	5985	MCS0	Full BW	SISO A	77.76	5946.06	NA
UNII-5	802.11ax/be160	15	6025	MCS0	Full BW	SISO A	157.25	5946.38	NA
UNII-5	802.11be320	31	6265	MCS0	Full BW	SISO A	314.4	5947.60	NA
UNII-8	802.11ax/be20	233	7115	MCS0	Full BW	SISO A	19.16	NA	7124.58
UNII-8	802.11ax/be40	227	7085	MCS0	Full BW	SISO A	38.88	NA	7104.56
UNII-8	802.11ax/be80	215	7025	MCS0	Full BW	SISO A	78	NA	7064.06
UNII-8	802.11ax/be160	207	6985	MCS0	Full BW	SISO A	158	NA	7064.13
UNII-8	802.11be320	191	6905	MCS0	Full BW	SISO A	315.6	NA	7064.24

Low voltage 2.805V

Band	Mode & BW[MHz]	Channel	Frequency [MHz]	Rate	RU config.	Antenna	99% BW [MHz]	Lowest frequency [MHz]	Highest frequency [MHz]
UNII-5	802.11ax/be20	1	5955	MCS0	Full BW	SISO A	19.36	5945.22	NA
UNII-5	802.11ax/be40	3	5965	MCS0	Full BW	SISO A	38.08	5945.92	NA
UNII-5	802.11ax/be80	7	5985	MCS0	Full BW	SISO A	77.88	5946.06	NA
UNII-5	802.11ax/be160	15	6025	MCS0	Full BW	SISO A	157.25	5946.38	NA
UNII-5	802.11be320	31	6265	MCS0	Full BW	SISO A	313.6	5947.60	NA
UNII-8	802.11ax/be20	233	7115	MCS0	Full BW	SISO A	19.16	NA	7124.58
UNII-8	802.11ax/be40	227	7085	MCS0	Full BW	SISO A	50.08	NA	7110.48
UNII-8	802.11ax/be80	215	7025	MCS0	Full BW	SISO A	78.12	NA	7064.18
UNII-8	802.11ax/be160	207	6985	MCS0	Full BW	SISO A	161.75	NA	7065.88
UNII-8	802.11be320	191	6905	MCS0	Full BW	SISO A	314.8	NA	7062.00

High voltage 3.795V

Band	Mode & BW[MHz]	Channel	Frequency [MHz]	Rate	RU config.	Antenna	99% BW [MHz]	Lowest frequency [MHz]	Highest frequency [MHz]
UNII-5	802.11ax/be20	1	5955	MCS0	Full BW	SISO A	19.44	5945.30	NA
UNII-5	802.11ax/be40	3	5965	MCS0	Full BW	SISO A	38	5946.00	NA
UNII-5	802.11ax/be80	7	5985	MCS0	Full BW	SISO A	77.76	5946.18	NA
UNII-5	802.11ax/be160	15	6025	MCS0	Full BW	SISO A	157.25	5946.38	NA
UNII-5	802.11be320	31	6265	MCS0	Full BW	SISO A	313.6	5947.60	NA
UNII-8	802.11ax/be20	233	7115	MCS0	Full BW	SISO A	19.24	NA	7124.62
UNII-8	802.11ax/be40	227	7085	MCS0	Full BW	SISO A	50.32	NA	7110.72
UNII-8	802.11ax/be80	215	7025	MCS0	Full BW	SISO A	78.12	NA	7064.06
UNII-8	802.11ax/be160	207	6985	MCS0	Full BW	SISO A	166.5	NA	7068.13
UNII-8	802.11be320	191	6905	MCS0	Full BW	SISO A	314.4	NA	7061.60

B.2.5 Contention-based protocol

Test limits

Indoor access points, subordinate devices and client devices operating in the 5.925-7.125 GHz band are required to use technologies that include a contention-based protocol to avoid co-channel interference with incumbent devices sharing the band. To ensure incumbent co-channel operations are detected in a technology-agnostic manner, unlicensed devices are required to detect co-channel radio frequency energy (energy detect) and avoid simultaneous transmission.

Unlicensed indoor low-power devices must detect co-channel radio frequency power that is at least -62 dBm or lower. Upon detection of energy in the band, unlicensed low power indoor devices must vacate the channel and stay off the channel as long as detected radio frequency power is equal to or greater than the threshold (-62 dBm).

Test procedure

The contention-based protocol setup shown in section *Test & System Description* was used to measure the contention-based protocol. The EUT ceased transmission when the AWGN source signal level described in table result below is set to transmit.

Incumbent signal is emulated by using a 10MHz bandwidth AWGN source generated by the vector signal generator. The EUT is transmitting at the maximum possible payload and the spectrum analyzer monitors the transmissions in response to the AWGN signal. Insertion loss of the test setup were considered on the spectrum analyser reading.

Result Tables

Contention-based Protocol Threshold minimum level

UNII	Channel	Bandwidth [MHz]	EUT Freq [MHz] f_{c1}	Incumbent Placement/Frequency [MHz] f_{c2}	Injected (AWGN) Power (dBm)*	Antenna Gain (dBi)	Adjusted Power (dBm)	Status of EUT transmission	
5	45	20	6175	$f_{c1} = f_{c2}$ 6175	-67.77	5.02	-72.8	Ceased	
					-68.77	5.02	-73.8	Minimal	
					-69.77	5.02	-74.8	Minimal	
					-70.77	5.02	-75.8	Normal	
6	105		6475	$f_{c1} = f_{c2}$ 6475	-68.74	5.02	-73.8	Ceased	
					-69.74	5.02	-74.8	Minimal	
					-70.74	5.02	-75.8	Minimal	
					-71.74	5.02	-76.8	Normal	
7	149		6695	$f_{c1} = f_{c2}$ 6695	-68.47	5.02	-73.5	Ceased	
					-69.47	5.02	-74.5	Minimal	
					-70.47	5.02	-75.5	Minimal	
					-71.47	5.02	-76.5	Normal	
8	209		6995	$f_{c1} = f_{c2}$ 6995	-68.48	5.02	-73.5	Ceased	
					-69.48	5.02	-74.5	Minimal	
					-70.48	5.02	-75.5	Minimal	
					-71.48	5.02	-76.5	Normal	
5	63	320	6265	Lower Edge 6110	-66.89	5.02	-71.9	Ceased	
					-67.89	5.02	-72.9	Minimal	
					-68.89	5.02	-73.9	Minimal	
				$f_{c1} = f_{c2}$ 6265	-69.89	5.02	-74.9	Normal	
					-66.83	5.02	-71.9	Ceased	
					-67.83	5.02	-72.9	Minimal	
			Upper edge 6420	-68.83	5.02	-73.9	Minimal		
				-69.83	5.02	-74.9	Normal		
				-66.73	5.02	-71.8	Ceased		
			6270	Lower Edge 6270	-67.73	5.02	-72.8	Minimal	
					-68.73	5.02	-73.8	Minimal	
					-69.73	5.02	-74.8	Normal	
$f_{c1} = f_{c2}$ 6425	-66.61			5.02	-71.6	Ceased			
	-67.61			5.02	-72.6	Minimal			
	-68.61			5.02	-73.6	Minimal			
6425	Upper edge 6580		-69.61	5.02	-74.6	Normal			
			-66.95	5.02	-72.0	Ceased			
			-67.95	5.02	-73.0	Minimal			
	$f_{c1} = f_{c2}$ 6425		-68.95	5.02	-74.0	Minimal			
			-69.95	5.02	-75.0	Normal			
			-66.81	5.02	-71.8	Ceased			
6430	Lower Edge 6430		-67.81	5.02	-72.8	Minimal			
			-68.81	5.02	-73.8	Minimal			
			-69.81	5.02	-74.8	Normal			
	Upper edge 6740	-67.21	5.02	-72.2	Ceased				
		-68.21	5.02	-73.2	Minimal				
		-69.21	5.02	-74.2	Minimal				
5-6-7	95	320	6425	Lower Edge 6270	-70.21	5.02	-75.2	Normal	
					-67.28	5.02	-72.3	Ceased	
					-68.28	5.02	-73.3	Minimal	
				$f_{c1} = f_{c2}$ 6425	-69.28	5.02	-74.3	Minimal	
					-70.28	5.02	-75.3	Normal	
					-66.33	5.02	-71.4	Ceased	
			Upper edge 6580	-67.33	5.02	-72.4	Minimal		
				-68.33	5.02	-73.4	Minimal		
				-69.33	5.02	-74.4	Normal		
			6430	Lower Edge 6430	-66.32	5.02	-71.3	Ceased	
					-67.32	5.02	-72.3	Minimal	
					-68.32	5.02	-73.3	Minimal	
$f_{c1} = f_{c2}$ 6585	-69.32			5.02	-74.3	Normal			
	-66.73			5.02	-71.8	Ceased			
	-67.73			5.02	-72.8	Minimal			
6430	Upper edge 6740		-68.73	5.02	-73.8	Minimal			
			-69.73	5.02	-74.8	Normal			
			-66.55	5.02	-71.6	Ceased			
	6430		Lower Edge 6750	-67.55	5.02	-72.6	Minimal		
				-68.55	5.02	-73.6	Minimal		
				-69.55	5.02	-74.6	Normal		
6430			Upper edge 7060	-66.55	5.02	-71.6	Ceased		
				-67.55	5.02	-72.6	Minimal		
				-68.55	5.02	-73.6	Minimal		
	6-7	127	320	6585	Lower Edge 6430	-69.55	5.02	-74.6	Normal
						-67.21	5.02	-72.2	Ceased
						-68.21	5.02	-73.2	Minimal
$f_{c1} = f_{c2}$ 6585					-69.21	5.02	-74.2	Minimal	
					-70.21	5.02	-75.2	Normal	
					-67.28	5.02	-72.3	Ceased	
Upper edge 6740	-68.28	5.02		-73.3	Minimal				
	-69.28	5.02		-74.3	Minimal				
	-70.28	5.02		-75.3	Normal				
6-7	127	320		6585	Lower Edge 6430	-66.33	5.02	-71.4	Ceased
						-67.33	5.02	-72.4	Minimal
						-68.33	5.02	-73.4	Minimal
			$f_{c1} = f_{c2}$ 6585		-69.33	5.02	-74.4	Normal	
					-66.32	5.02	-71.3	Ceased	
					-67.32	5.02	-72.3	Minimal	
Upper edge 6740	-68.32		5.02	-73.3	Minimal				
	-69.32		5.02	-74.3	Normal				
	-66.32		5.02	-71.3	Ceased				
6-7	127		320	6585	Lower Edge 6430	-67.32	5.02	-72.3	Minimal
						-68.32	5.02	-73.3	Minimal
						-69.32	5.02	-74.3	Normal
		$f_{c1} = f_{c2}$ 6585			-66.73	5.02	-71.8	Ceased	
					-67.73	5.02	-72.8	Minimal	
					-68.73	5.02	-73.8	Minimal	
Upper edge 6740	-69.73	5.02		-74.8	Normal				
	-66.55	5.02		-71.6	Ceased				
	-67.55	5.02		-72.6	Minimal				
7-8	191	320		6905	Lower Edge 6750	-68.55	5.02	-73.6	Minimal
						-69.55	5.02	-74.6	Normal
						-66.55	5.02	-71.6	Ceased
			$f_{c1} = f_{c2}$ 6905		-67.55	5.02	-72.6	Minimal	
					-68.55	5.02	-73.6	Minimal	
					-69.55	5.02	-74.6	Normal	
Upper edge 7060	-66.55		5.02	-71.6	Ceased				
	-67.55		5.02	-72.6	Minimal				
	-68.55		5.02	-73.6	Minimal				

* Path losses integrated.

Summary table

Bandwidth [MHz]	UNII Sub-band	Channel	EUT Freq [MHz] f_{c1}	Incumbent Placement/Frequency [MHz]		Adjusted Power (dBm)	Number of iterations	Detection Probability (%)	Limit (%)	Verdict
				$f_{c1} = f_{c2}$	f_{c2}					
20	5	45	6175	$f_{c1} = f_{c2}$	6175	-72.8	10	100	90	PASS
	6	105	6475	$f_{c1} = f_{c2}$	6475	-73.8	10	100	90	PASS
	7	149	6695	$f_{c1} = f_{c2}$	6695	-73.5	10	100	90	PASS
	8	209	6995	$f_{c1} = f_{c2}$	6995	-73.5	10	100	90	PASS
320	5	63	6265	Lower Edge	6110	-71.9	10	100	90	PASS
				$f_{c1} = f_{c2}$	6265	-71.9	10	100	90	PASS
				Upper edge	6420	-71.8	10	100	90	PASS
	5-6-7	95	6425	Lower Edge	6270	-71.6	10	100	90	PASS
				$f_{c1} = f_{c2}$	6425	-72.0	10	100	90	PASS
				Upper edge	6580	-71.8	10	100	90	PASS
	6-7	127	6585	Lower Edge	6430	-72.2	10	100	90	PASS
				$f_{c1} = f_{c2}$	6585	-72.3	10	100	90	PASS
				Upper edge	6740	-71.4	10	100	90	PASS
	7-8	191	6905	Lower Edge	6750	-71.3	10	100	90	PASS
				$f_{c1} = f_{c2}$	6905	-71.8	10	100	90	PASS
				Upper edge	7060	-71.6	10	100	90	PASS

See Section C.1.4 for the screenshot results.

B.2.6 Undesirable emission limits : Conducted

Test limits

FCC part	RSS Part	Limits
15.407 (b) (5)	RSS-248 Clause 4.6.2	For transmitters operating within the 5.925-7.125 GHz band: Any emissions outside of the 5.925-7.125 GHz band must not exceed an e.i.r.p. of -27 dBm/MHz.
15.35 (b)	-	Unless otherwise specified, on any frequency or frequencies above 1000 MHz, the radiated emission limits are based on the use of measurement instrumentation employing an average detector function. Unless otherwise specified, measurements above 1000 MHz shall be performed using a minimum resolution bandwidth of 1 MHz. When average radiated emission measurements are specified in this part, including average emission measurements below 1000 MHz, there also is a limit on the peak level of the radio frequency emissions. Unless otherwise specified, e.g., see §§ 15.250, 15.252, 15.253(d), 15.255, 15.256, and 15.509 through 15.519, the limit on peak radio frequency emissions is 20 dB above the maximum permitted average emission limit applicable to the equipment under test. This peak limit applies to the total peak emission level radiated by the device, e.g., the total peak power level

Test procedure

The conducted setup shown in section *Test & System Description* was used to measure undesirable emissions on the out of band domain. The antenna terminal of the EUT is connected to the spectrum analyzer through an attenuator, and the spectrum analyzer reading is compensated to include the RF path loss and the declared antenna gain.

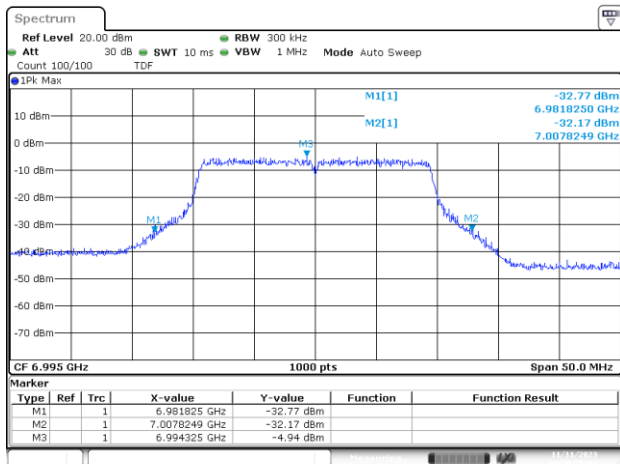
For the lower and upper side of the out of band, the integration method was used as defined in the out of band measurements section II.G.3.d of KDB 789033. Tests were performed using both RMS and peak detectors.

For out of band emission measurements in MIMO mode the emission level of individual output is adjusted by $10 \log(N_{\text{ant}}) = 3\text{dB}$ for $N_{\text{ant}} = 2$ which is equivalent to compare the individual output emission level to the limit minus 3dB. The same approach is applied for peak and RMS detectors.

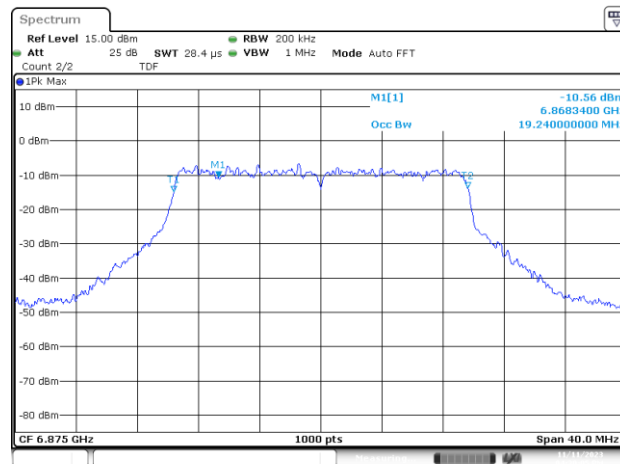
See Section C.1.5 for the screenshot results.

Annex C. System Plots

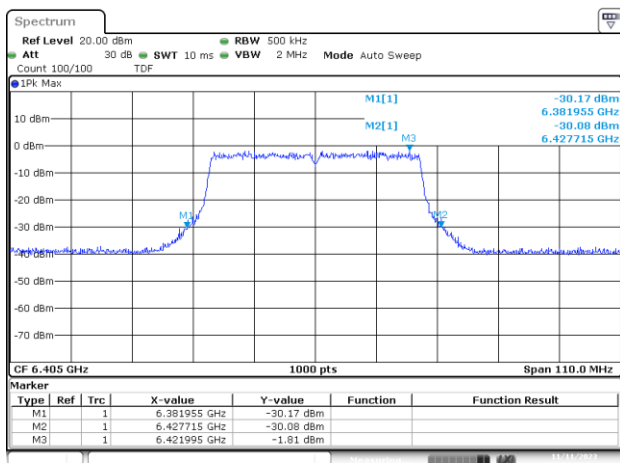
C.1.1 26dB & 99% bandwidth



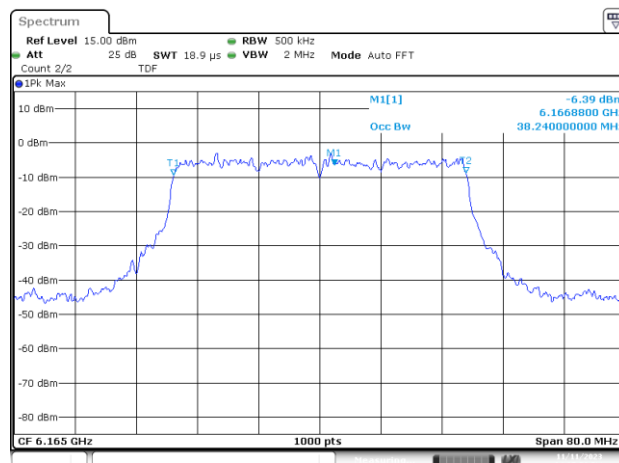
UNII8 MIMO-A 802.11ax/be20 ch209 6995MHz 26dB



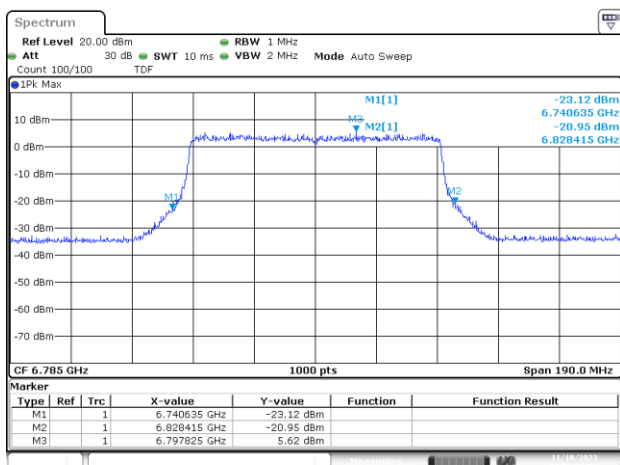
UNII8 MIMO A 802.11ax/be20 ch181 6875MHz 99%



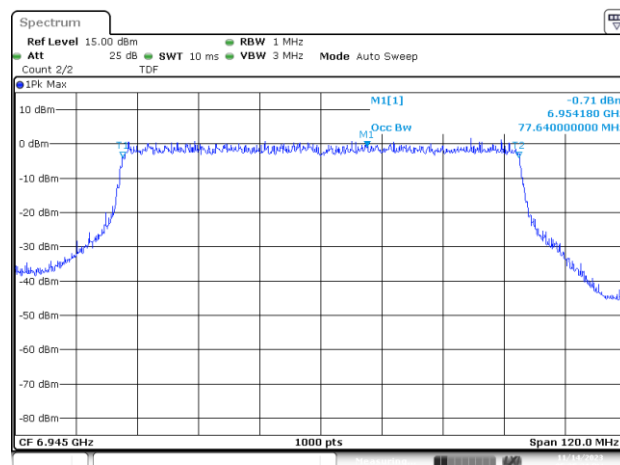
UNII5 MIMO A 802.11ax/be40 ch91 6405MHz 26dB



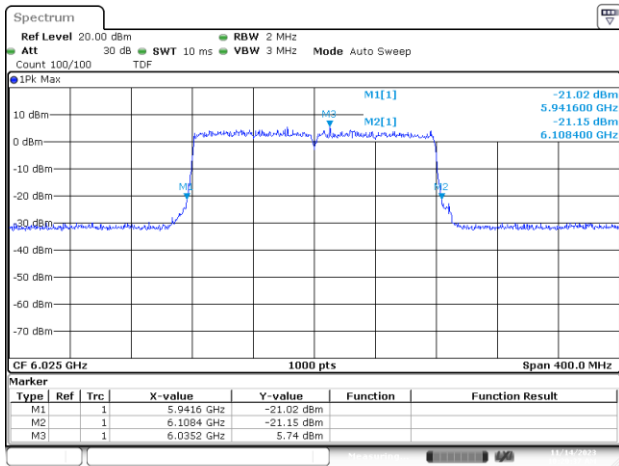
UNII5 MIMO A 802.11ax/be40 ch43 6165MHz 99%



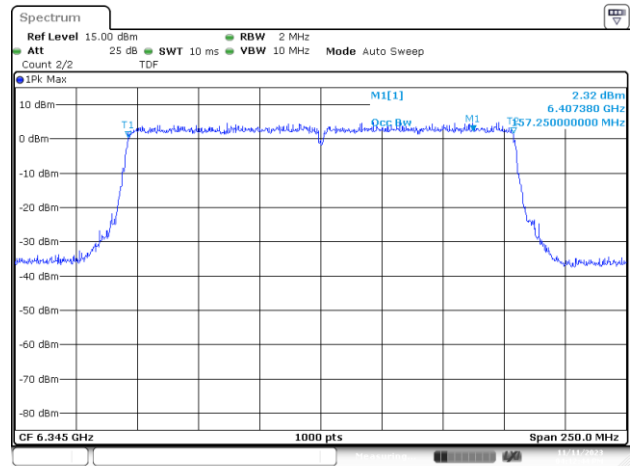
UNII7 SISO A 802.11ax/be80 CH167 6785MHz 26dB



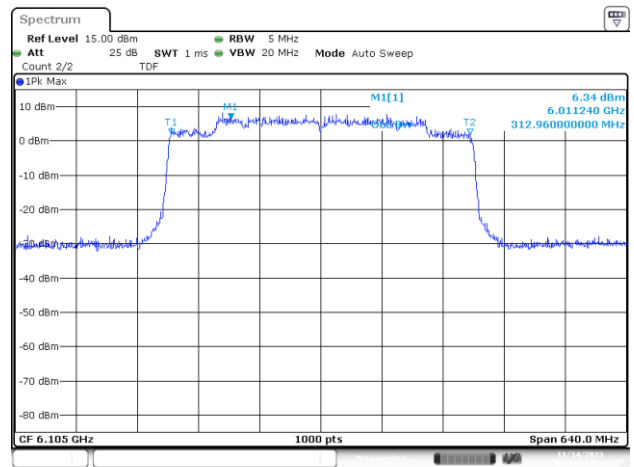
UNII8 MIMO B 802.11ax/be80 ch1799 6945MHz 99%



UNII5 MIMO B 802.11ax/be160 ch15 6025MHz 26dB

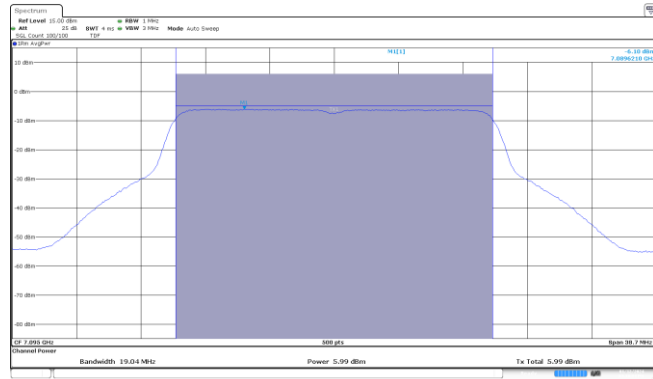


UNII5 MIMO A 802.11ax/be160 ch79 6345MHz 99%

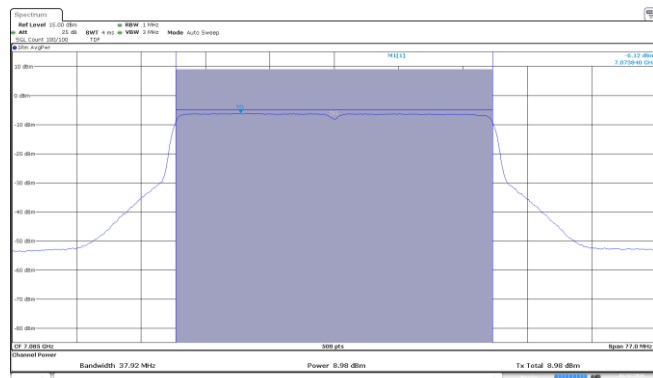


UNII5 MIMO B 802.11be320 ch31 6105MHz 99%

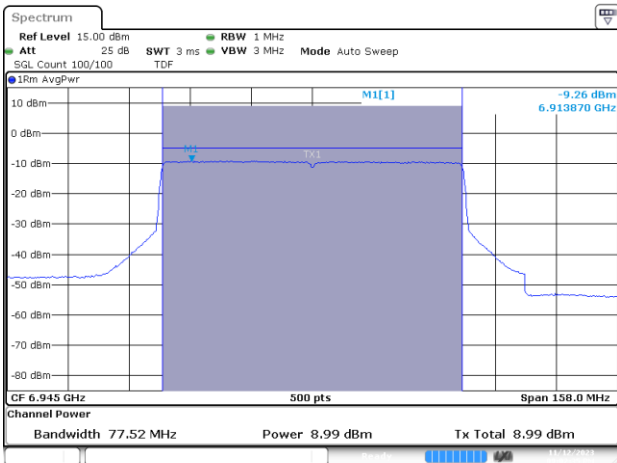
C.1.2 Maximum Output Power & Maximum power spectral Density



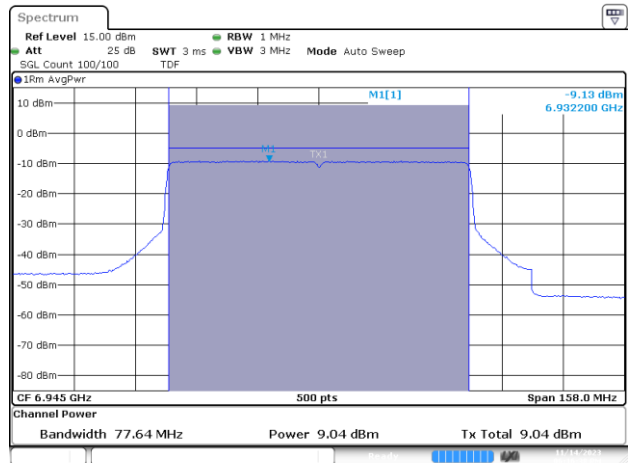
SISO A-802.11ax/be-20MHz-Ch229-7095MHz-MCS0



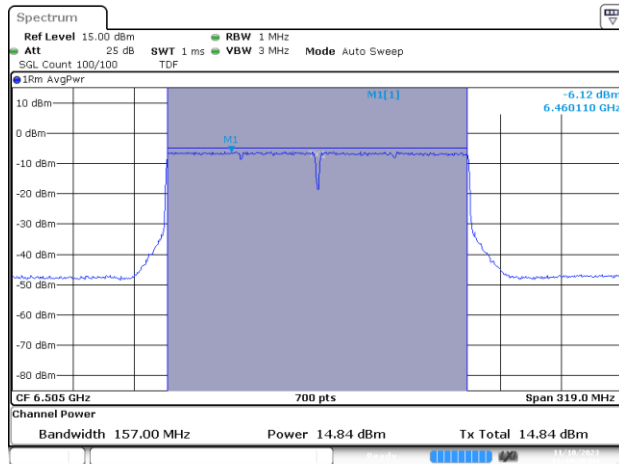
SISO A-802.11ax/be-40MHz-Ch227-7085MHz-MCS0



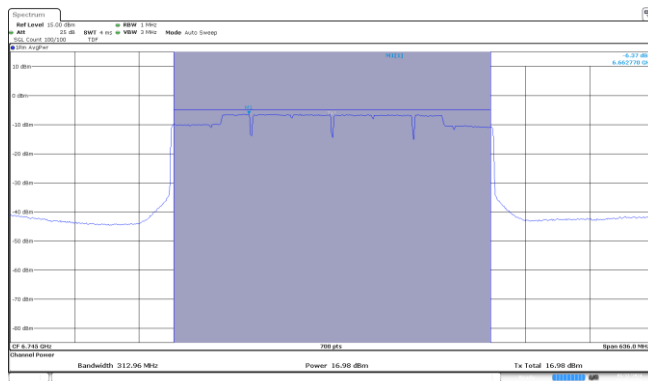
MIMO A-802.11ax/be-80MHz-Ch199-6945MHz-MCS0



MIMO B-802.11ax/be-80MHz-Ch199-6945MHz-MCS0

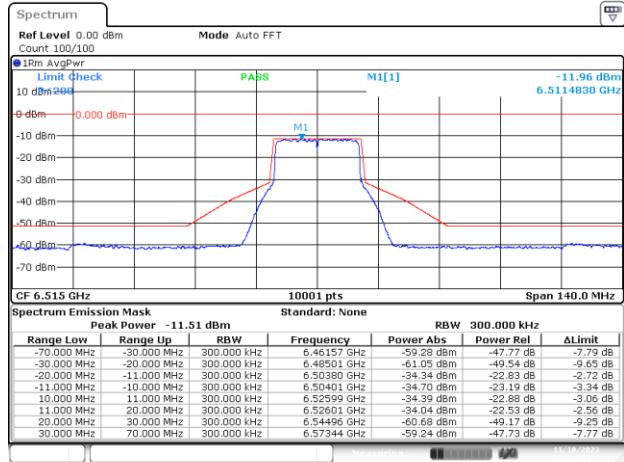


SISO A-802.11ax/be-160MHz-Ch111-6505MHz-MCS0

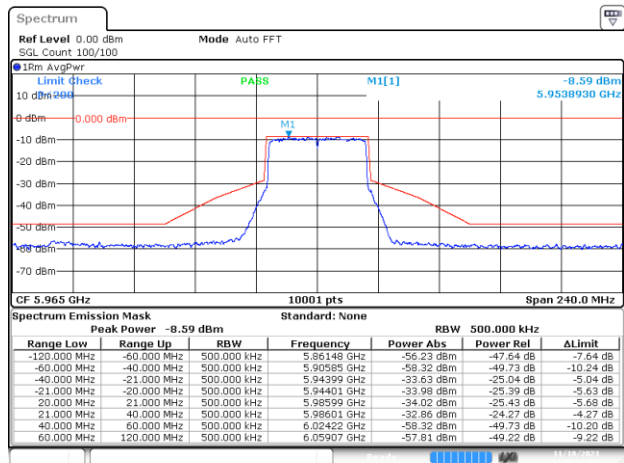


SISO A-802.11ax/be-320MHz-Ch159-6745MHz-MCS0

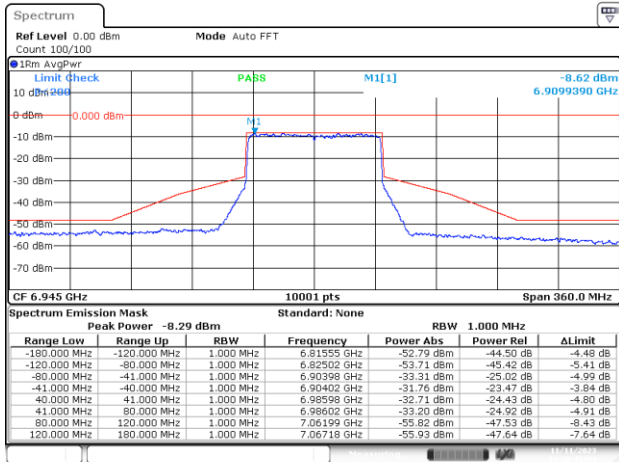
C.1.3 In-Band Emissions (Mask)



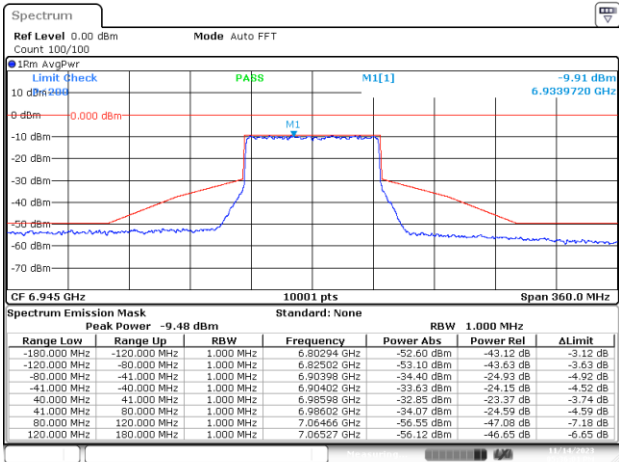
SISO A-802.11ax/be-20MHz-Ch113-6515MHz-MCS0



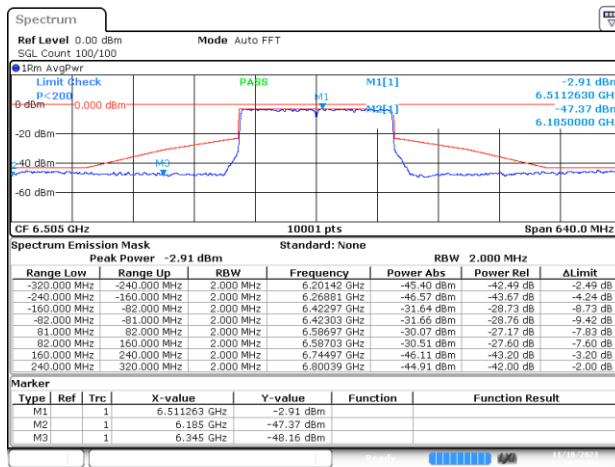
SISO A-802.11ax/be-40MHz-Ch3-5965MHz-MCS0



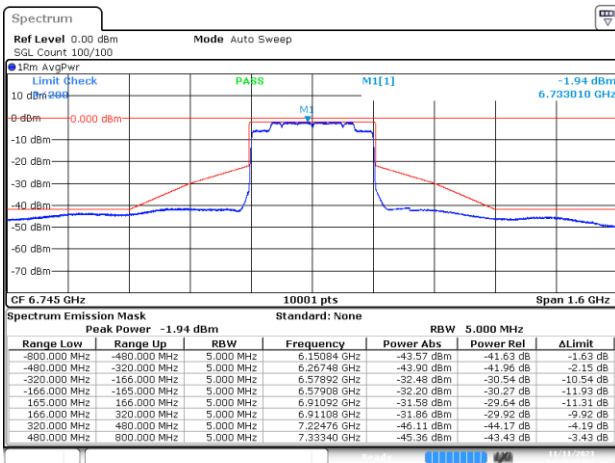
MIMO A-802.11ax/be-80MHz-Ch199-6945MHz-MCS0



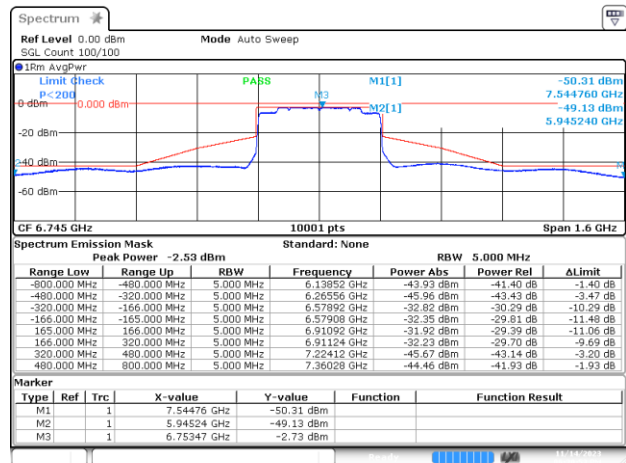
MIMO B-802.11ax/be-80MHz-Ch199-6945MHz-MCS0



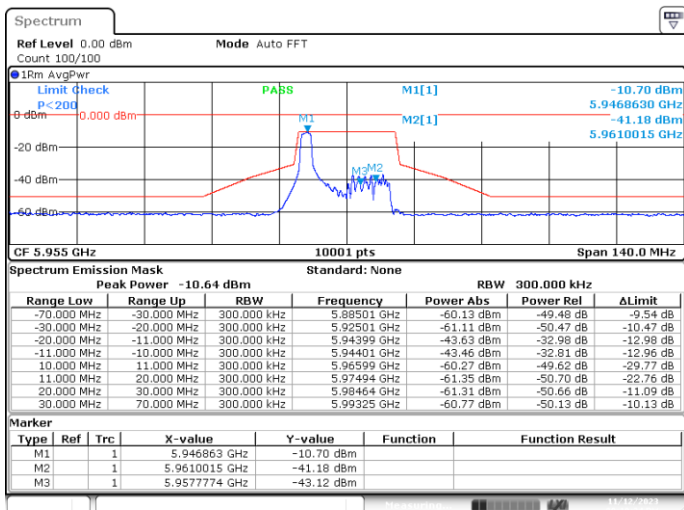
SISO A-802.11ax/be-160MHz-Ch111-6505MHz-MCS0



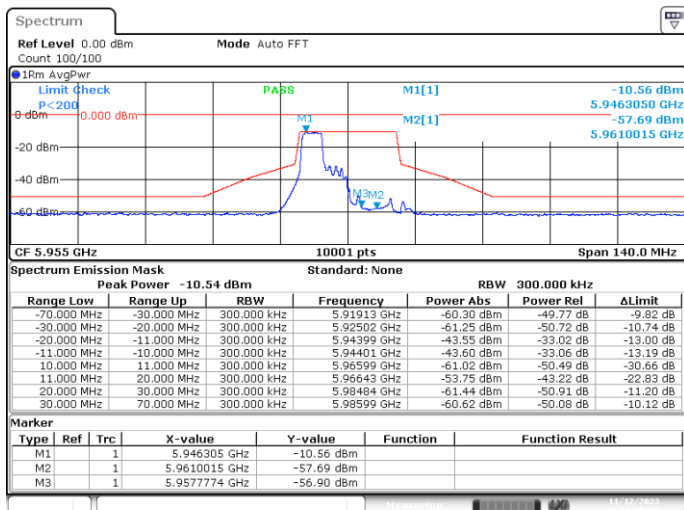
MIMO A-802.11ax/be-320MHz-Ch159-6745MHz-MCS0



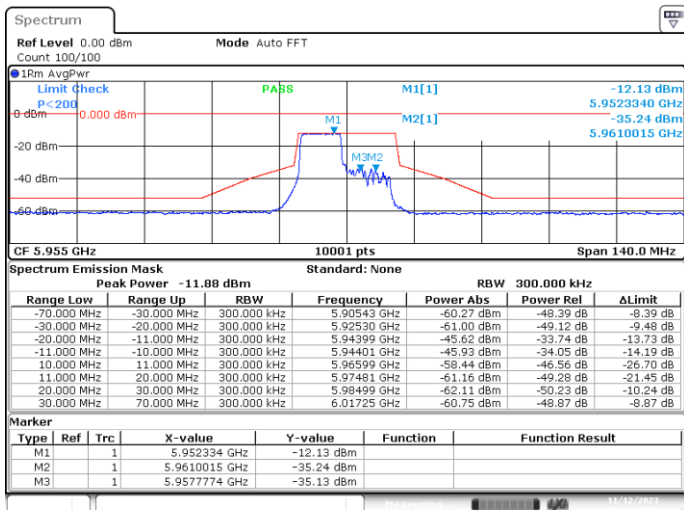
MIMO B-802.11ax/be-320MHz-Ch159-6745MHz-MCS0



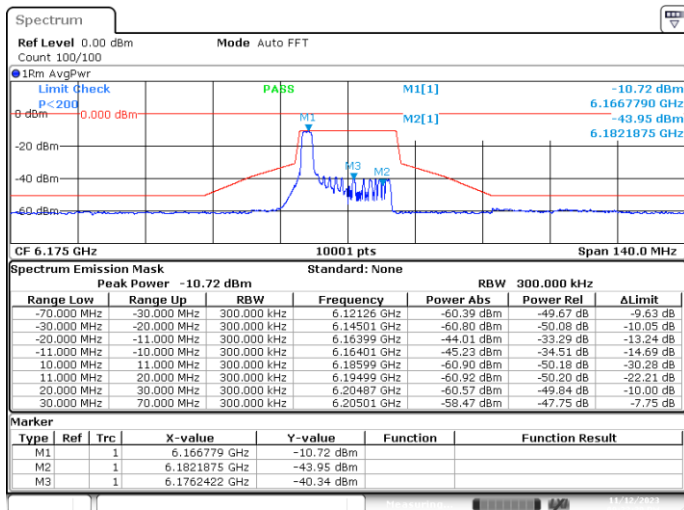
SISO-A, 802.11ax/be20-MCS0, Ch1-2m-0



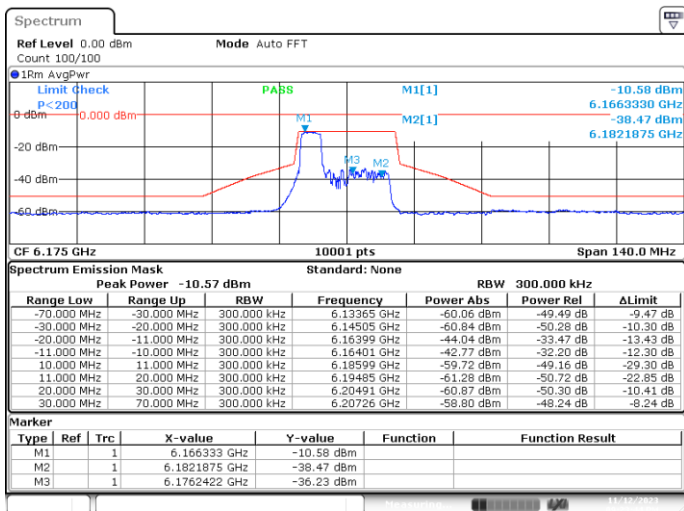
SISO-A, 802.11ax/be20-MCS0, Ch1-4m-37



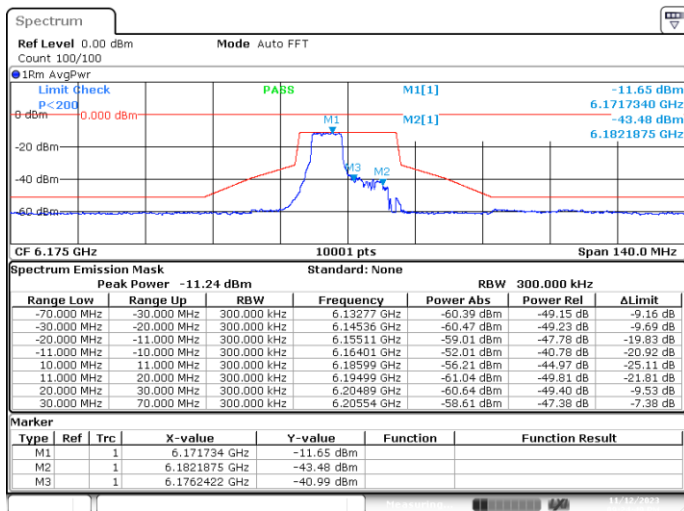
SISO-A, 802.11ax/be20-MCS0, Ch1-8m-53



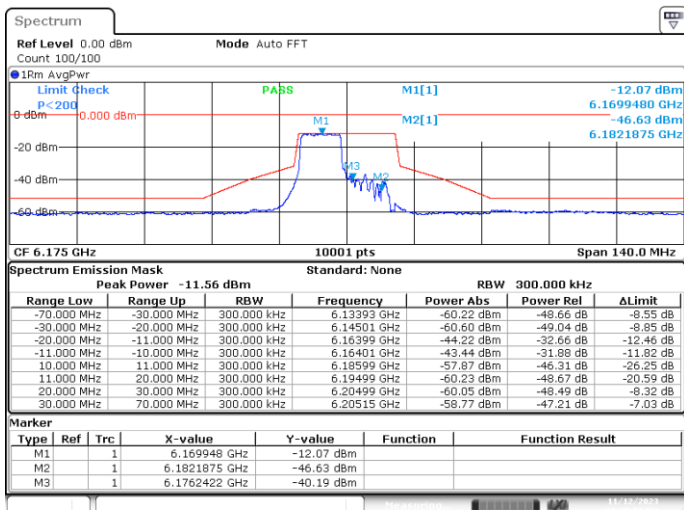
SISO-A, 802.11ax/be20-MCS0, Ch45-2m-0



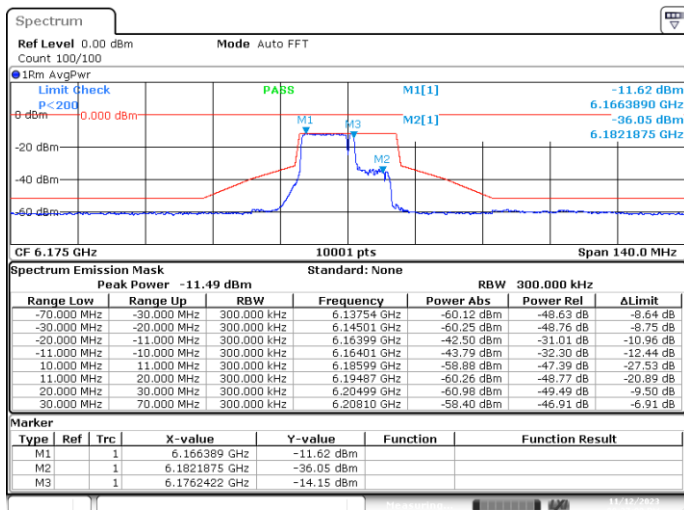
SISO-A, 802.11ax/be20-MCS0, Ch45-4m-37



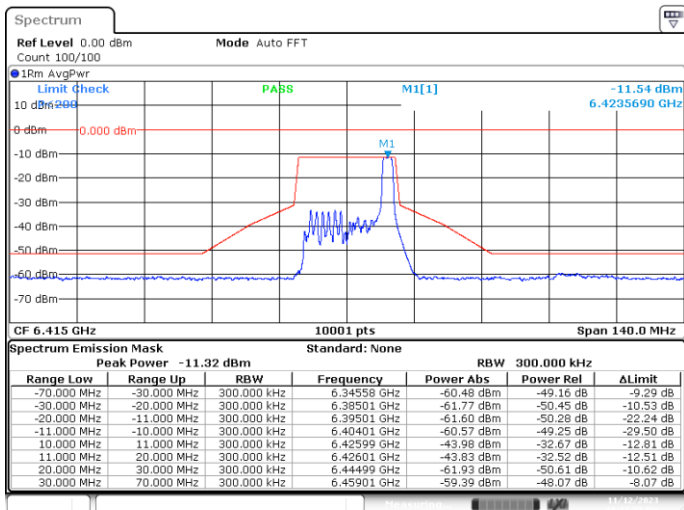
SISO-A, 802.11ax/be20-MCS0, Ch45-6m-70



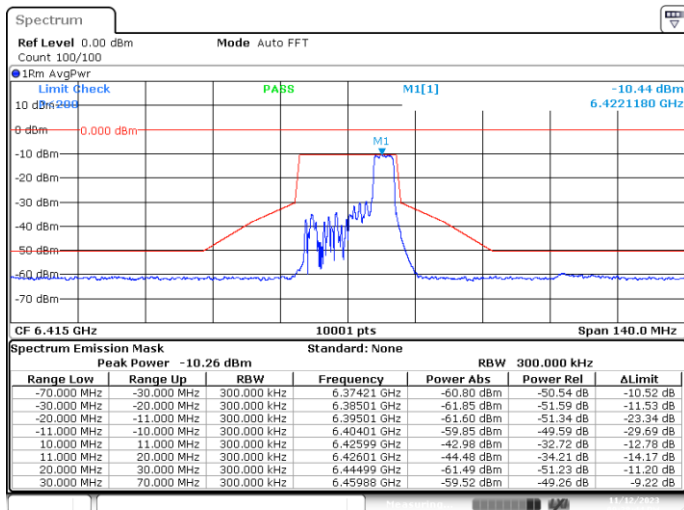
SISO-A, 802.11ax/be20-MCS0, Ch45-8m-53



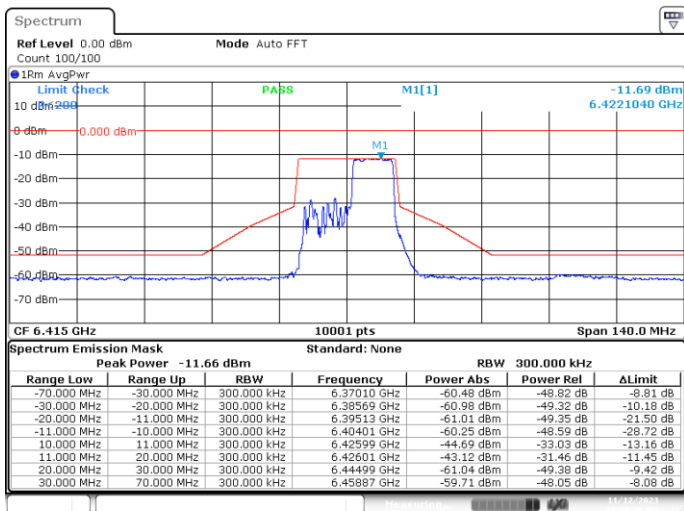
SISO-A, 802.11ax/be20-MCS0, Ch45-10m-82



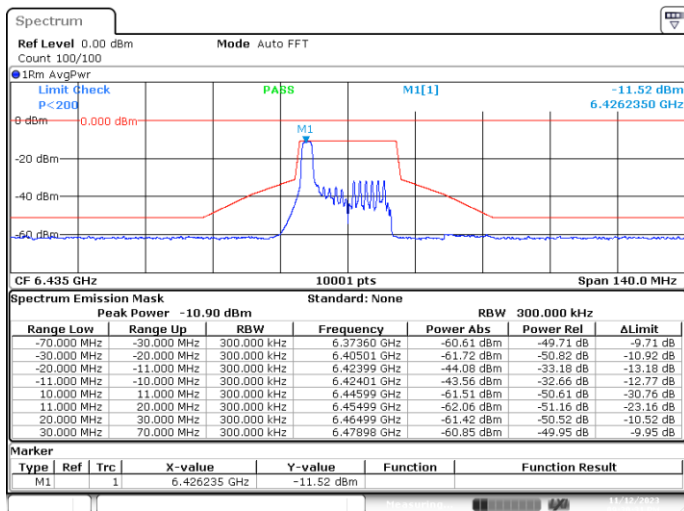
SISO-A, 802.11ax/be20-MCS0, Ch93-2m-0



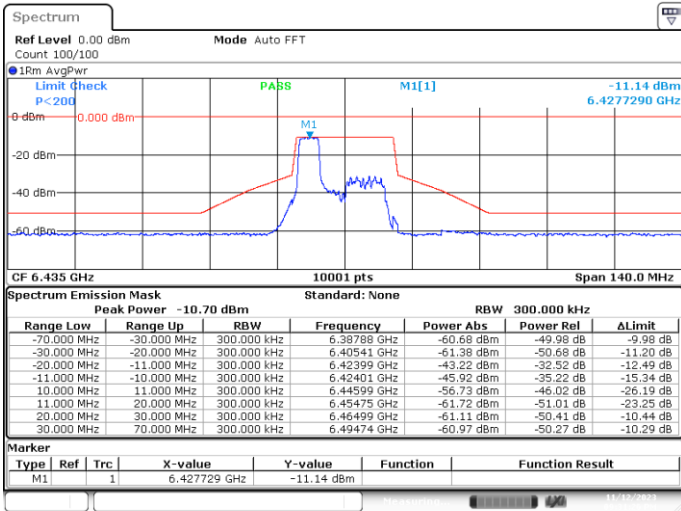
SISO-A, 802.11ax/be20-MCS0, Ch93-4m-37



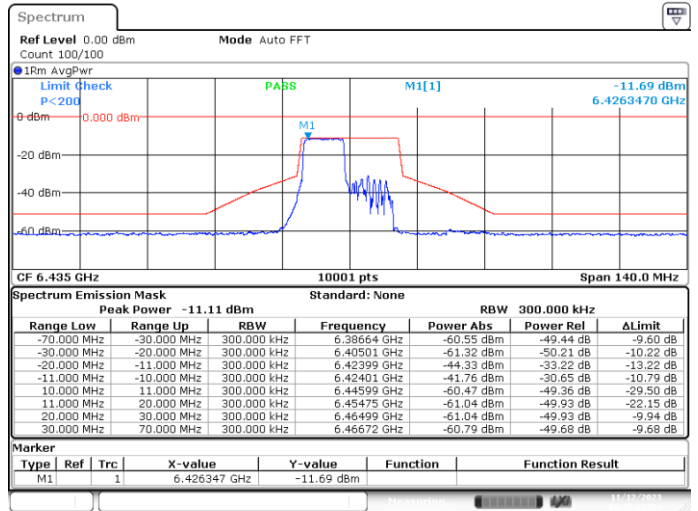
SISO-A, 802.11ax/be20-MCS0, Ch93-8m-53



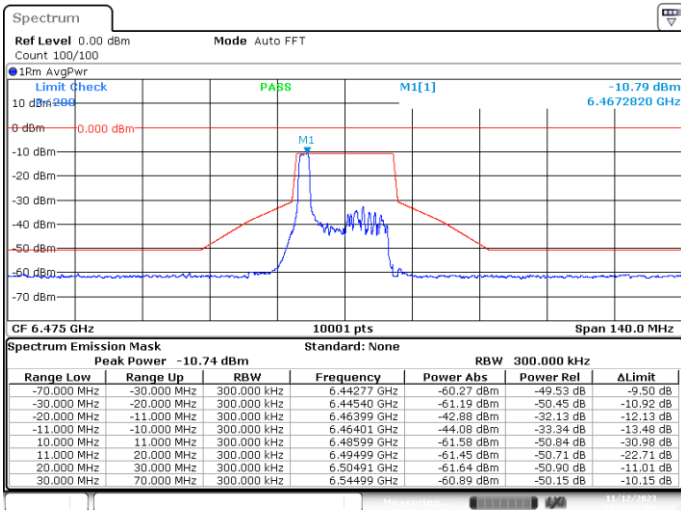
SISO-A, 802.11ax/be20-MCS0, Ch97-2m-0



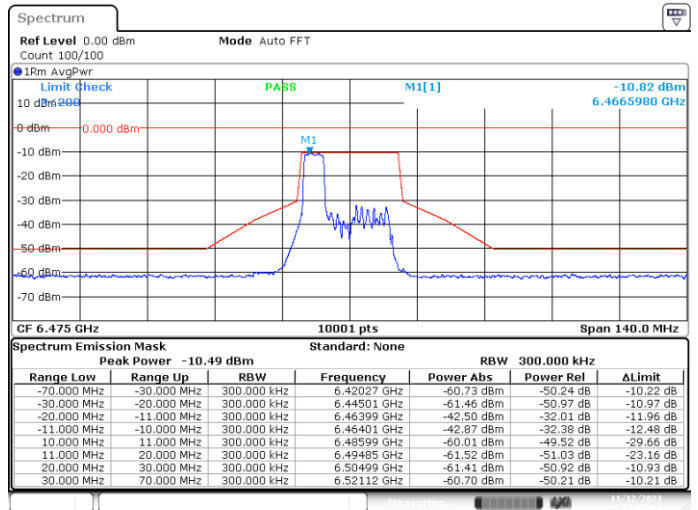
SISO-A, 802.11ax/be20-MCS0, Ch97-4m-37



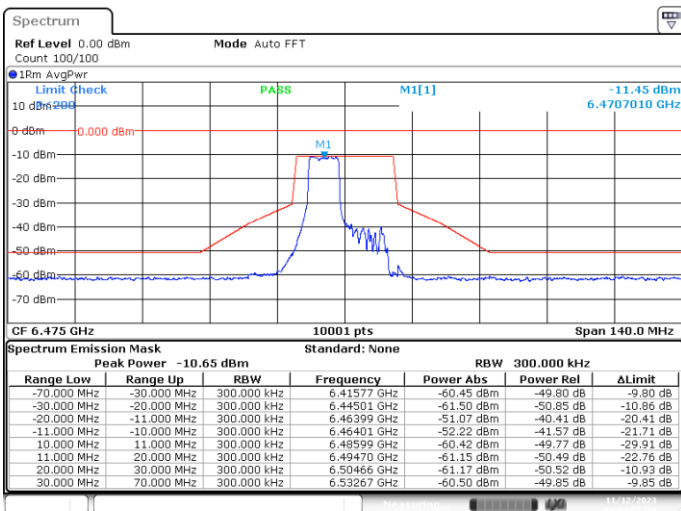
SISO-A, 802.11ax/be20-MCS0, Ch97-8m-53



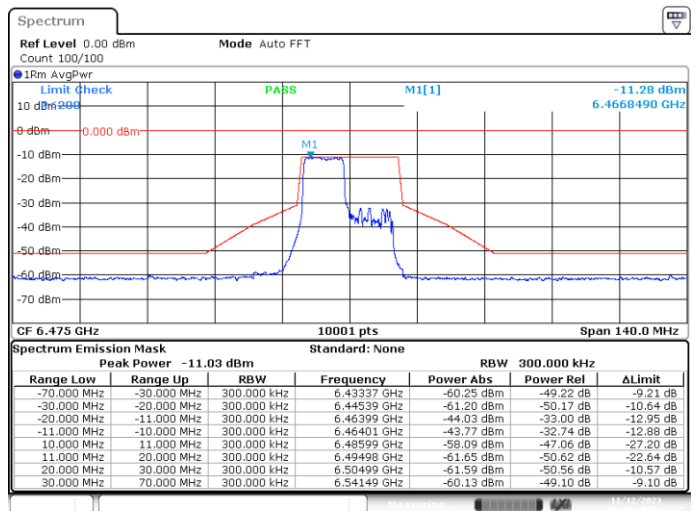
SISO-A, 802.11ax/be20-MCS0, Ch105-2m-0



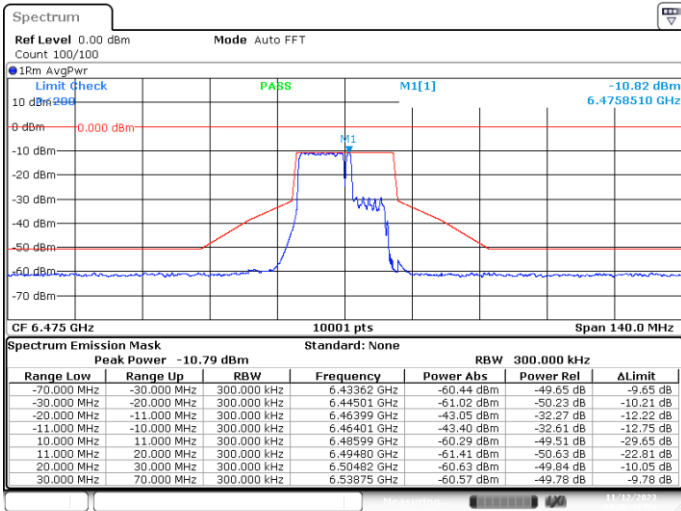
SISO-A, 802.11ax/be20-MCS0, Ch105-4m-37



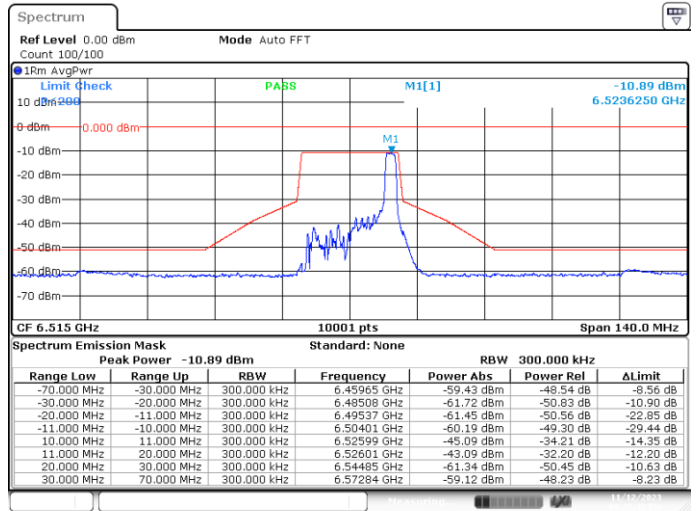
SISO-A, 802.11ax/be20-MCS0, Ch105-6m-70



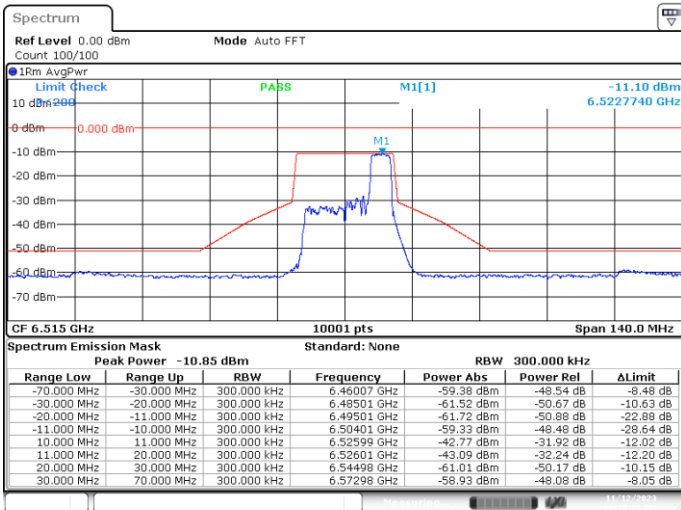
SISO-A, 802.11ax/be20-MCS0, Ch105-8m-53



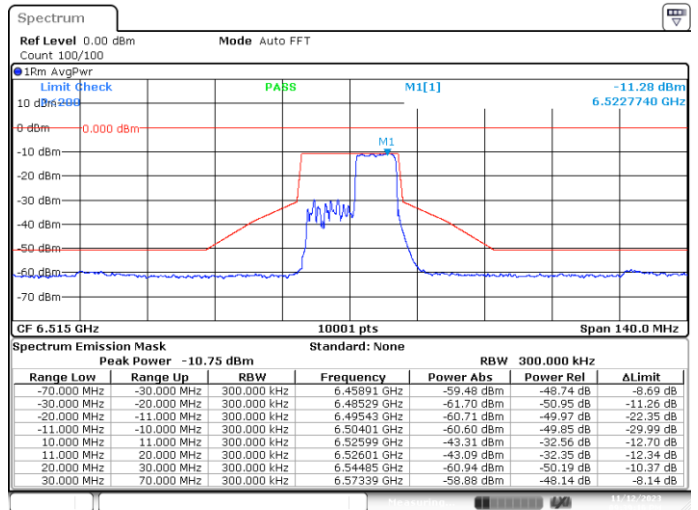
SISO-A, 802.11ax/be20-MCS0, Ch105-10m-2



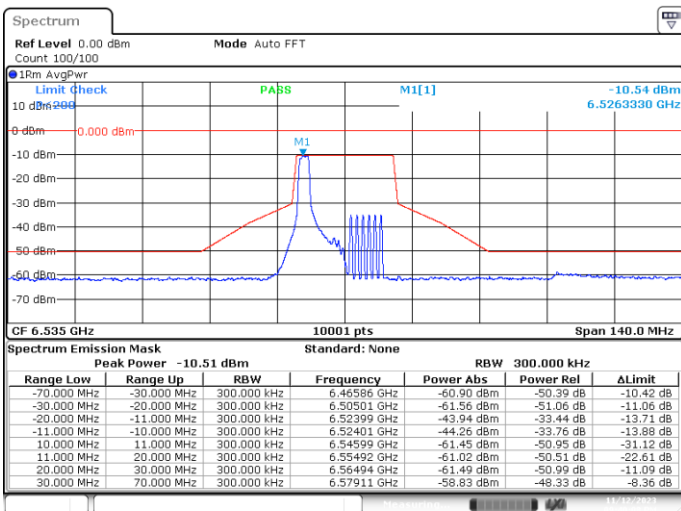
SISO-A, 802.11ax/be20-MCS0, Ch113-2m-0



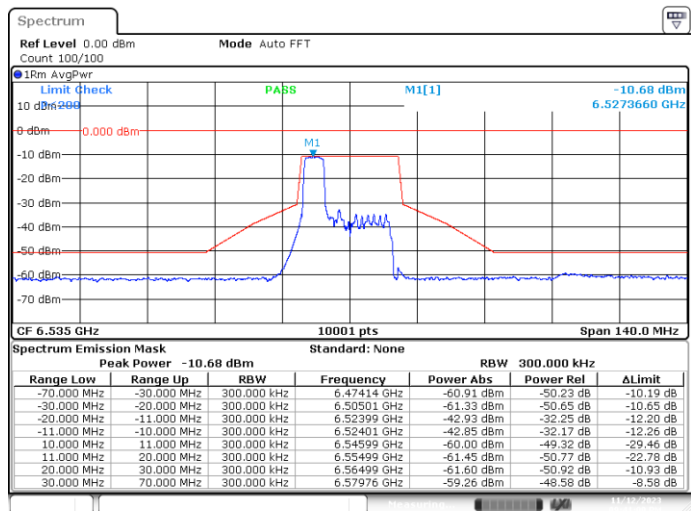
SISO-A, 802.11ax/be20-MCS0, Ch113-4m-37



SISO-A, 802.11ax/be20-MCS0, Ch113-8m-53



SISO-A, 802.11ax/be20-MCS0, Ch117-2m-0



SISO-A, 802.11ax/be20-MCS0, Ch117-4m-37