

Annex G. Photographs

G.1 Test Sample

Front Face: 231027-02.S01



Back Face: 231027-02.S01



Screen Sample: 231027-02.S01









Keyboard Sample: 231027-02.S01





Laptop: 231027-02.S01



<p>Front Face: 231027-02.S04</p>	<p>Back Face: 231027-02.S04</p>
	
<p>Screen Sample: 231027-02.S04</p>	<p>Keyboard Sample: 231027-02.S04</p>
	
<p>Laptop: 231027-02.S04</p>	
	

<p>Front Face: 231027-02.S05</p>	<p>Back Face: 231027-02.S05</p>
	
<p>Screen Sample: 231027-02.S05</p>	<p>Keyboard Sample: 231027-02.S05</p>
	
<p>Laptop: 231027-02.S05</p>	
	




Laptop: 231027-02.S06



G.2 PD Test positions

Testing distance

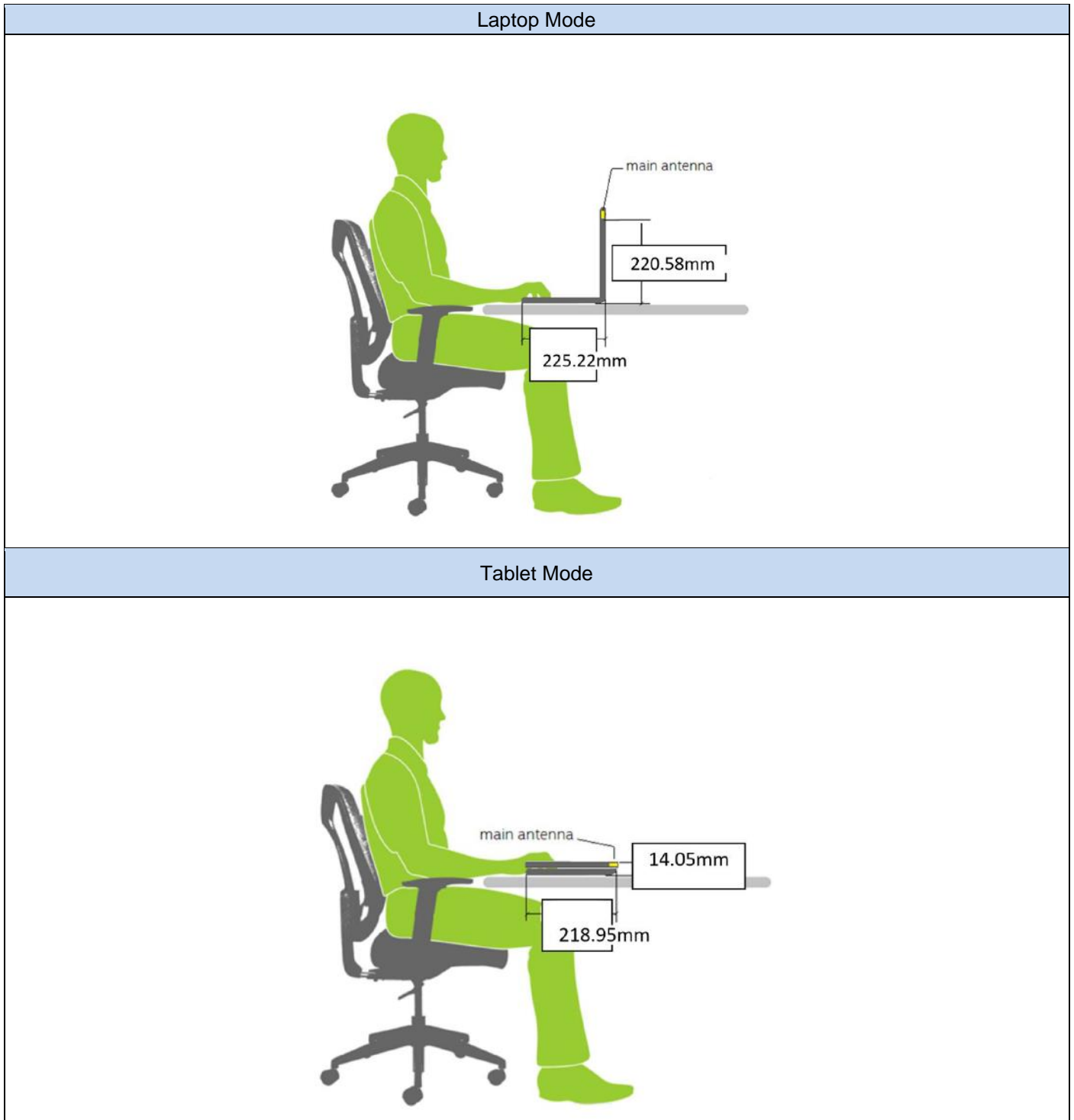


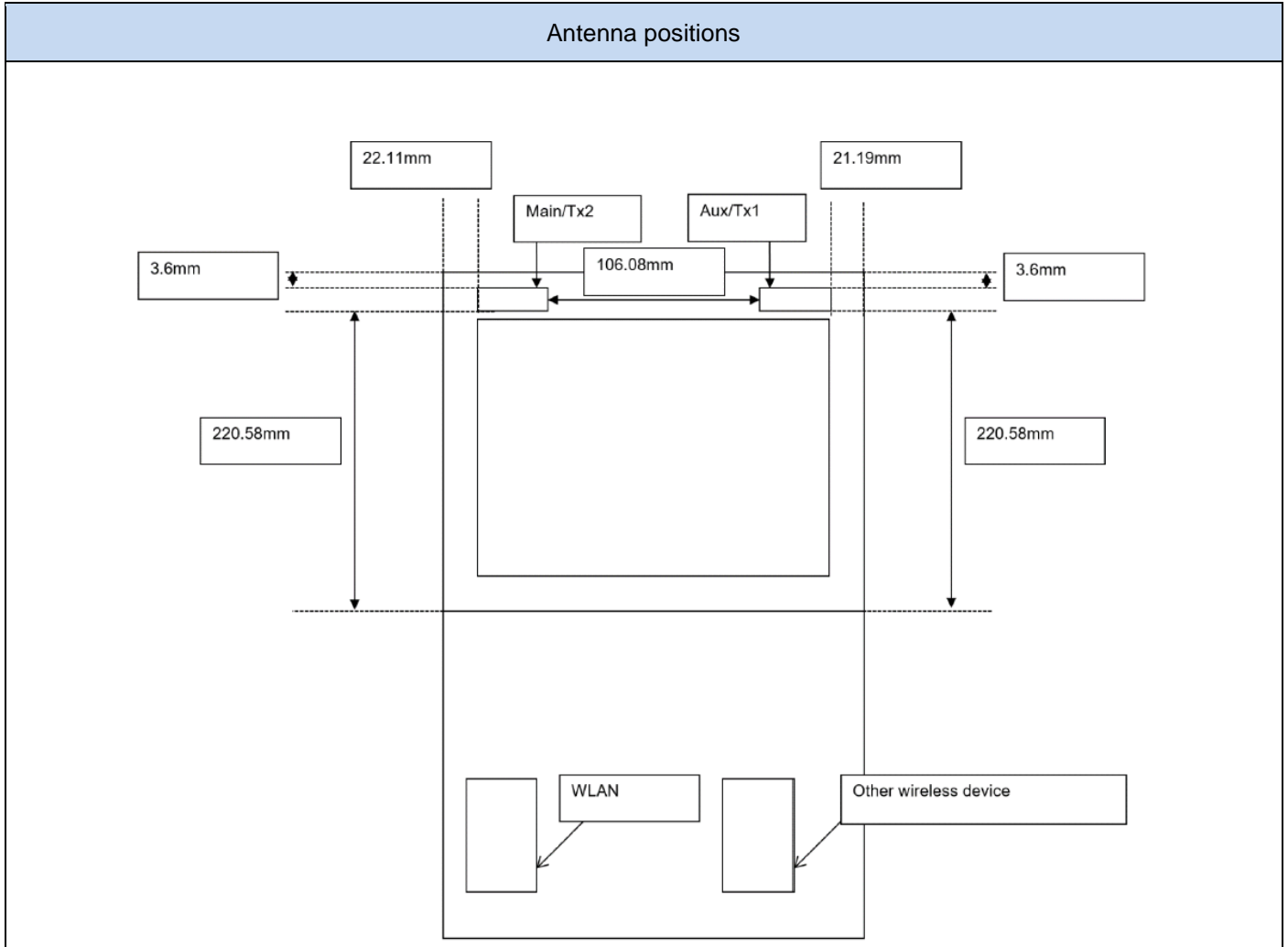
G.3 SAR Test position

Top edge




G.4 Antenna host platform location and adjacent edge positions relative to the body





G.5 Phantom liquid level during measurements

ELI phantom Head liquid SAR Dasy SPEAG MBBL600-6000V6 Batch -230426-01



End of the report

This page is intentionally left blank and marks the last page of the test report.