











# Annex F. Photographs





## F.1 Test Sample

NGW Module : 230526-08.S57 (Front)	NGW Module: 230526-08.S57 (Back)
	
NGW Module : 230724-01.S17 (Front)	NGW Module : 230724-01.S17 (Back)
	
Platform Extender : 230526-08.S07	Laptop: 200904-01.S11
	

## F.2 Test positions


Front Face 11mm	Back Face 11mm
	
Left Edge 11mm	Right Edge 11mm
	
Top Edge 11mm	
	

### F.3 Antenna host platform location and adjacent edge positions relative to the body

Antenna Front View	Antenna Back View
	
General Setup	Antenna Positions
	

#### F.4 Phantom liquid level during measurements

ELI phantom Body liquid SAR Dasy SPEAG MBBL600-6000V6 Batch -191014-02



**End of the report**

**This page is intentionally left blank and marks the last page of the test report.**