

# TEST REPORT

EUT Description	<b>2x2 Wi-Fi and BT, M.2 2230 adapter card</b>
Brand Name	<b>Intel® BE200NGW</b>
Model Name	<b>BE200NGW</b>
FCC ID / IC ID	<b>PD9BE200NG / 1000M-BE200NG</b>
Date of Test Start/End	<b>2023-06-17 / 2023-07-17</b>
Features	<b>2x2 Wi-Fi - IEEE 802.11be - Bluetooth®</b> (see section 5)

Applicant	<b>Intel Corporation SAS</b>
Address	<b>425 Rue de Goa – Le Cargo B6 – 06600 Antibes, FRANCE</b>
Contact Person	<b>Benjamin Lavenant</b>
Telephone/Fax/ Email	<b>Benjamin.lavenant@intel.com</b>

Reference Standards	<b>FCC CFR Title 47 Part 15 E</b> <b>RSS-248 issue 2, RSS-Gen issue 5 - A1</b> (see section 1)
---------------------	--

Test Report identification	<b>230526-08.TR20</b>
Revision Control	<b>Rev 00</b> <b>This test report revision replaces any previous test report revision</b> (see section 8)

The test results relate only to the samples tested.  
 Reference to accreditation shall be used only by full reproduction of test report.

Issued by \_\_\_\_\_

Reviewed by \_\_\_\_\_

**Khodor RIDA**  
 (Test Engineer Lead)

**Cheiel IN**  
 (Technical Lead)

**Intel Corporation S.A.S – WRF Lab**  
**425 rue de Goa – Le Cargo B6 - 06600, Antibes, France**  
**Tel. +33493001400 / Fax +33493001401**

# Table of Contents

---

<b>1. Standards, reference documents and applicable test methods .....</b>	<b>3</b>
<b>2. General conditions, competences and guarantees .....</b>	<b>3</b>
<b>3. Environmental Conditions .....</b>	<b>3</b>
<b>4. Test samples .....</b>	<b>4</b>
<b>5. EUT Features .....</b>	<b>5</b>
<b>6. Remarks and comments .....</b>	<b>5</b>
<b>7. Test Verdicts summary .....</b>	<b>5</b>
<b>7.1. 802.11 ax – U-NII- 5 to U-NII-8.....</b>	<b>5</b>
<b>8. Document Revision History .....</b>	<b>5</b>
A.1 MEASUREMENT SYSTEM.....	6
A.2 TEST EQUIPMENT LIST .....	8
A.3 MEASUREMENT UNCERTAINTY EVALUATION .....	9
<b>Annex B. Test Results UNII-5 to UNII-8.....</b>	<b>10</b>
B.1 TEST CONDITIONS.....	10
B.2 RADIATED SPURIOUS EMISSION .....	11
<b>Annex C. Photographs .....</b>	<b>55</b>
C.1 TEST SETUP .....	55
C.2 TEST SAMPLE .....	56

## 1. Standards, reference documents and applicable test methods

FCC	<ol style="list-style-type: none"> <li>1. FCC Title 47 eCFR part 15 – Subpart E - Unlicensed National Information Infrastructure Devices. 2021-10-01 edition</li> <li>2. FCC Title 47 eCFR part 15 – Subpart C – §15.209 Radiated emission limits; general requirements. 2021-10-01 edition</li> <li>3. FCC OET KDB 987594 D01 U-NII 6GHz General Requirements v01r02</li> <li>4. FCC OET KDB 987594 D02 U-NII 6 GHz EMC Measurement v01r01</li> <li>5. FCC OET KDB 987594 D03 U-NII 6 GHz QA v01</li> <li>6. FCC OET KDB 789033 D02 v02r01 General U-NII Test Procedures New Rules – Guidelines for compliance testing of Unlicensed National Information Infrastructure (U-NII) Devices (Part 15, Subpart E).</li> <li>7. ANSI C63.10-2013 American National Standard of Procedures for Compliance Testing of Unlicensed Wireless Devices.</li> </ol>
ISED	<ol style="list-style-type: none"> <li>1. RSS-248 Issue 2 - Radio Local Area Network (RLAN) Devices in the 5925-7125 MHz band.</li> <li>2. RSS-Gen Issue 5 Amendment 1 - General Requirements for Compliance of Radio Apparatus.</li> <li>3. FCC OET KDB 987594 D01 U-NII 6GHz General Requirements v01r02</li> <li>4. FCC OET KDB 987594 D02 U-NII 6 GHz EMC Measurement v01r01</li> <li>5. FCC OET KDB 987594 D03 U-NII 6 GHz QA v01</li> <li>6. ANSI C63.10-2013 American National Standard of Procedures for Compliance Testing of Unlicensed Wireless Devices</li> </ol>

## 2. General conditions, competences and guarantees

- ✓ Tests performed under FCC standards identified in section 1 are covered by A2LA accreditation.
- ✓ Tests performed under ISED standards identified in section 1 are covered by Cofrac accreditation.
- ✓ Intel Corporation SAS Wireless RF Lab (Intel WRF Lab) is an ISO/IEC 17025:2017 laboratory accredited by the American Association for Laboratory Accreditation (A2LA) with the certificate number 3478.01.
- ✓ Intel Corporation SAS Wireless RF Lab (Intel WRF Lab) is an Accredited Test Firm recognized by the FCC, with Designation Number FR0011.
- ✓ Intel Corporation SAS Wireless RF Lab (Intel WRF Lab) is an ISO/IEC 17025:2017 testing laboratory accredited by the French Committee for Accreditation (Cofrac) with the certificate number 1-6736.
- ✓ Intel Corporation SAS Wireless RF Lab (Intel WRF Lab) is a Registered Test Site listed by ISED, with ISED #1000Y and CAB identifier FR0005.
- ✓ Intel WRF Lab only provides testing services and is committed to providing reliable, unbiased test results and interpretations.
- ✓ Intel WRF Lab is liable to the client for the maintenance of the confidentiality of all information related to the item under test and the results of the test.
- ✓ Intel WRF Lab has developed calibration and proficiency programs for its measurement equipment to ensure correlated and reliable results to its customers.
- ✓ This report is only referred to the item that has undergone the test.
- ✓ This report does not imply an approval of the product by the Certification Bodies or competent Authorities.

## 3. Environmental Conditions

- ✓ At the site where the measurements were performed the following limits were not exceeded during the tests:

Temperature	25.7°C ± 2.1°C
Humidity	51.0% ± 6.2%

#### 4. Test samples

Sample	Control #	Description	Model	Serial #	Date of receipt	Note
#01	230526-08.S31	WiFi 7 Module	BE200NGW	743AF47788A5	2023-06-13	Used for Radiated Spurious Emissions tests
	220225-03.S07	Microwave Absorber	Eccosorb BSR-1	-	2022-03-14	
	200904-01.S14	Extender	ADEXELEC	12	2023-06-22	
	200525-02.S05	Laptop	HP (HSN-I41C-4)	00095000X0	2023-04-24	
	230223-02.S47	Triband Antenna	-	005	2023-04-20	
	230223-02.S48	Triband Antenna	-	006	2023-04-20	
#02	230526-08.S32	WiFi 7 Module	BE200NGW	743AF47788A0	2023-06-13	Used for Radiated Spurious Emissions tests
	220225-03.S07	Microwave Absorber	Eccosorb BSR-1	-	2022-03-14	
	220915-09.S01	Extender	ADEXELEC	-	2022-04-06	
	200611-03.S30	Laptop	Latitude 5401	6DJLK13	2020-08-19	
	230223-02.S49	Triband Antenna	-	007	2023-04-20	
	230223-02.S50	Triband Antenna	-	008	2023-04-20	
#03	230526-08.S32	WiFi 7 Module	BE200NGW	743AF47788A0	2023-06-13	Used for Radiated Spurious Emissions tests
	230526-08.S97	WiFi 7 Module	BE200NGW	04E8B9D101AA	2023-07-24	
	220225-03.S07	Microwave Absorber	Eccosorb BSR-1	-	2022-03-14	
	200904-01.S13	Extender	ADEXELEC	11	2023-06-22	
	200904-01.S12	Laptop	HP-(HSN-I42C)	000075059J	2023-04-24	
	230223-02.S49	Triband Antenna	-	007	2023-04-20	
	230223-02.S50	Triband Antenna	-	008	2023-04-20	

## 5. EUT Features

The herein information is provided by the customer

Intel WRF Lab declines any responsibility for the accuracy of the stated customer provided information, especially if it has any impact on the correctness of test results presented in this report.

Brand Name	Intel® BE200NGW		
Model Name	BE200NGW		
Software Version	DRTU.04696.99.0.81 DRTU. 04902.99.0.82		
Driver Version	xVT 99.0.81.3 xVT 99.0.82.1		
Prototype / Production	Production		
Supported Radios	802.11b/g/n/ax/be	2.4GHz (2400.0 – 2483.5 MHz)	
	802.11a/n/ac/ax/be	5.2GHz (5150.0 – 5350.0 MHz)	
		5.6GHz (5470.0 – 5725.0 MHz)	
		5.8GHz (5725.0 – 5850.0 MHz)	
	802.11ax/be	6.0GHz (5925.0 – 7125.0 MHz)	
	Bluetooth	2.4GHz (2400.0 – 2483.5 MHz)	
Antenna Information	Transmitter	Main(2)/Chain A	Aux(1)/Chain B
	Manufacturer	Intel WRF Lab	Intel WRF Lab
	Antenna type	PIFA	PIFA
	Part number	WRF-Tri Band-Antenna	WRF-Tri Band-Antenna
	Declared antenna gain (dBi) (5925MHz-7125MHz)	+5	+5

## 6. Remarks and comments

1. No deviations were made from the test methods listed in section 1 of this report

## 7. Test Verdicts summary

The statement of conformity to applicable standards in the table below are based on the measured values, without taking into account the measurement uncertainties.

### 7.1. 802.11 ax – U-NII- 5 to U-NII-8

FCC Part	ISED Clause	Test name	Verdict
15.407 (b) (5) 15.209	RSS-248 Clause 4.6	Undesirable emissions limits (radiated)	P

## 8. Document Revision History

Revision #	Modified by	Revision Details
Rev. 00	R.SIMONINI	First Issue

# Annex A. Test & System Description

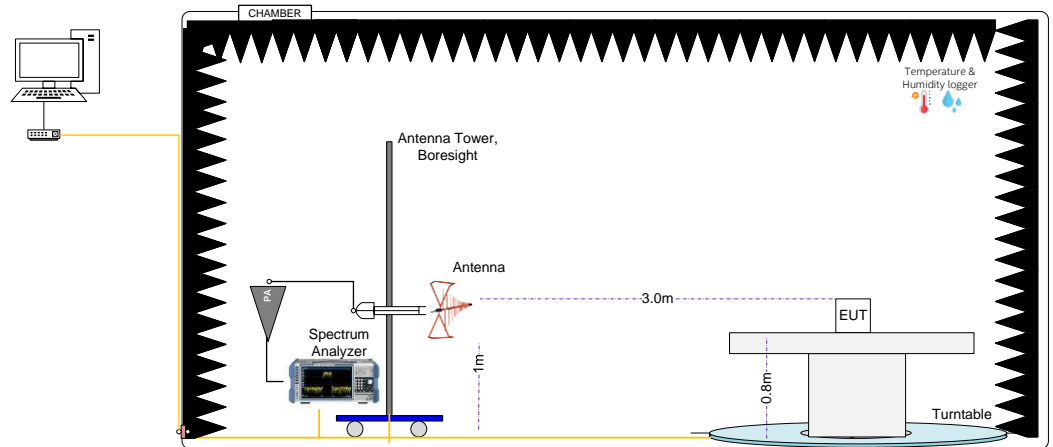
## A.1 Measurement System

Measurements were performed using the following setups, made in accordance to the general provisions of ANSI 63.10-2013 Test Procedures.

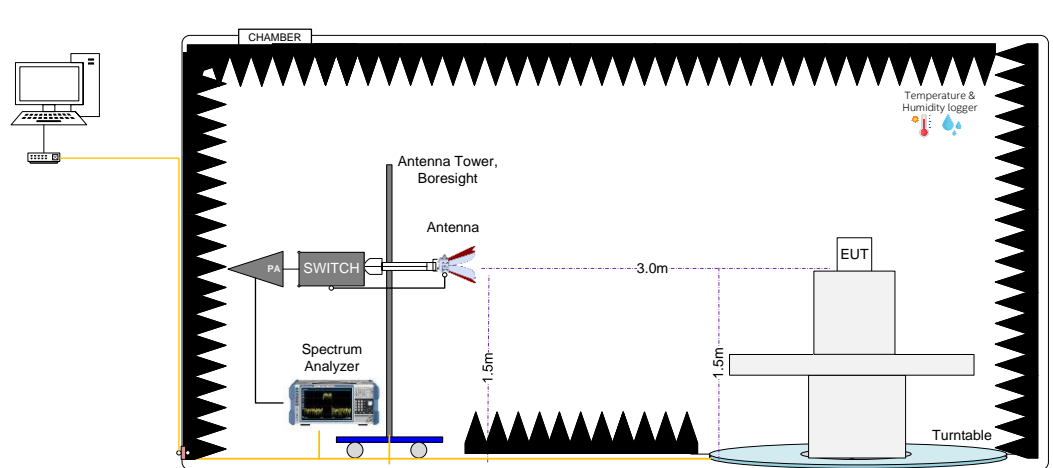
The DUT is installed in a test fixture and this test fixture is connected to a laptop computer and AC/DC power adapter. The laptop computer was used to configure the EUT to continuously transmit at a specified output power using all different modes and modulation schemes, using the Intel proprietary tool DRTU.

### Radiated test setup

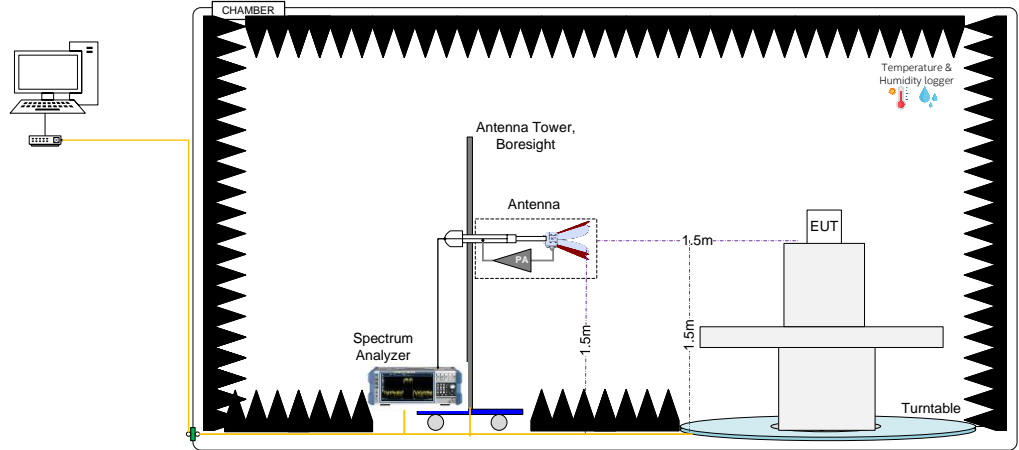
#### Radiated Setup 30MHz - 1GHz (Transmitter tests)



#### Radiated Setup 1GHz - 11GHz (Transmitter tests)



Radiated Setup 11GHz – 40GHz (Transmitter tests)



Sample Calculation

The spurious received voltage  $V(\text{dB}\mu\text{V})$  in the spectrum Analyzer is converted to Electric field strength using the transducer factor  $F$  corresponding to the Rx path Loss:

$$F \text{ (dB/m)} = \text{Rx Antenna Factor (dB/m)} + \text{Cable losses (dB)} - \text{Amplifiers Gain (dBi)}$$

$$E \text{ (dB}\mu\text{V/m)} = V(\text{dB}\mu\text{V}) + F \text{ (dB/m)}$$

For field strength measurements made at other than the distance at which the applicable limit is specified, the field strength of the emission at the distance specified by the limit is deduced as follows:

$$E_{\text{SpecLimit}} = E_{\text{Meas}} + 20 \cdot \log(D_{\text{Meas}}/D_{\text{SpecLimit}})$$

where

$E_{\text{SpecLimit}}$  is the field strength of the emission at the distance specified by the limit, in  $\text{dB}\mu\text{V/m}$

$E_{\text{Meas}}$  is the field strength of the emission at the measurement distance, in  $\text{dB}\mu\text{V/m}$

$D_{\text{Meas}}$  is the measurement distance, in m

$D_{\text{SpecLimit}}$  is the distance specified by the limit, in m

## A.2 Test Equipment List

### Radiated Setup #1

ID#	Device	Type/Model	Serial #	Manufacturer	Cal. Date	Cal. Due Date
006-000	Anechoic Chamber	FACT3	5720	ETS-Lindgren	2022-01-21	2024-01-21
006-008	Measurement SW, v11.30	EMC32	100623	Rohde & Schwarz	N/A	N/A
259-000	Temp & Humidity Logger	RA12E-TH-RAS	RA12-B9BD70	Avtech	2022-06-27	2024-06-27
006-001	Turn Table	ETS	-	ETS-Lindgren	N/A	N/A
006-011	Boresight antenna mast	BAM 4.0-P	P/278/2890.01	Maturo	N/A	N/A
058-000	Double Horn Ridged antenna	3116C	157511	ETS-Lindgren	2022-10-21	2024-10-21
006-020	Horn antenna 3117	3117	00157734	ETS-Lindgren	2021-08-05	2023-08-05
006-061	Bi-Log Periodic antenna	CBL6143A	61382	Teseq	2022-10-24	2024-10-24
147-000	Spectrum analyzer	FSW43	101847	Rohde & Schwarz	2022-11-30	2024-11-30
301-000	Amplifier 9kHz-1300MHz	8447F	3113A07440	HP	2023-03-03	2024-03-03
261-000	Amplifier 1GHz-18GHz	3117-PA	00157993	ETS-Lindgren	2023-02-20	2024-02-20
502-006	Amplifier 0.5GHz-40GHz	DEPA0540-43	2023A05	Diamond Engineering	2023-06-09	2024-06-09
006-059	Cable 7m – 25MHz to 40GHz	R286304174	20.46.369	Radiall	2023-02-20	2024-02-20
006-063	Cable 30cm – 1GHz to 40GHz	PE371-12	-	Pasternack	2023-02-27	2024-02-27
006-064	Cable 30cm – 1GHz to 40GHz	PE371-12	-	Pasternack	2023-02-27	2024-02-27
006-065	Cable 60cm – 25MHz to 1GHz	PE300-24	-	Pasternack	2023-06-02	2024-06-02

N/A: Not Applicable

### Radiated Setup #2

ID#	Device	Type/Model	Serial #	Manufacturer	Cal. Date	Cal. Due Date
127-000	Spectrum Analyzer	FSV40	101358	Rohde & Schwarz	2023-01-27	2025-01-27
007-007	Double Ridge Horn (1- 18GHz)	3117	00152266	ETS Lindgren	2022-03-29	2024-03-29
007-006	Switch & Positioner	EMCenter	00151232	ETS Lindgren	N/A	N/A
007-011	RF Cable 1-18GHz - 6.5m	140-8500-11-51	001	Atem	2023-02-15	2024-02-15
007-005	Measurement SW, v11.20.00	EMC32	100401	Rohde & Schwarz	N/A	N/A
007-000	Anechoic chamber	RFD-FA-100	5996	ETS Lindgren	2021-09-14	2023-09-14
007-003	Antenna Tower	2171B-3.0M	00150123	ETS Lindgren	N/A	N/A
007-002	Turntable	-	-	ETS Lindgren	N/A	N/A
007-014	RF Cable 18-40 GHz 6m	R286304009	1747364	Radiall	2023-02-16	2024-02-16
007-022	RF Cable 1-18GHz, 1.5m	0501050991200GX	19.23.493	Radiall	2023-02-13	2024-02-13
007-015	RF Cable 1GHz-18GHz 1.5m	-	-	Spirent	2023-02-13	2024-02-13
007-018	RF Cable 1-9.5GHz 1.2m	0500990991200KE	-	Radiall	2023-02-13	2024-02-13
007-020	RF Cable 1-18GHz, 1.2 m	2301761761200PJ	12.22.1104	Radiall	2023-02-15	2024-02-15
325-000	Temp & Humidity Logger	RA12E-TH1-RAS	RA12-B9B7C6	Avtech	2022-01-17	2024-01-17

N/A: Not Applicable



## Shared Radiated Equipment

ID#	Device	Type/Model	Serial #	Manufacturer	Cal. Date	Cal. Due Date
412-000	DRTU Power finder V2.1	-	-	Intel	NA	NA
139-000	Power Sensor	NRP-Z81	104383	Rohde & Schwarz	2023-04-21	2025-04-21
061-000	Power Sensor	NRP-Z81	104386	Rohde & Schwarz	2022-03-25	2024-03-25
140-000	Power Sensor	NRP-Z81	104382	Rohde & Schwarz	2022-03-25	2024-03-25
423-000	Power Sensor	NRP-Z81	101152	Rohde & Schwarz	2022-05-18	2024-05-18

N/A: Not Applicable

### A.3 Measurement Uncertainty Evaluation

The system uncertainty evaluation is shown in the below table with a coverage factor of  $k = 2$  to indicate a 95% level of confidence:

Measurement type	Uncertainty	Unit
Radiated tests <1GHz	$\pm 6.40$	dB
Radiated tests 1GHz – 40 GHz	$\pm 6.04$	dB

# Annex B. Test Results UNII-5 to UNII-8

The herein test results were performed by:

Test case measurement	Test Personnel
Radiated spurious emissions	K.Khatib, R.Simonini

## B.1 Test Conditions

For 802.11ax/be20 (20 MHz channel bandwidth), 802.11ax/be40 (40MHz channel bandwidth), 802.11ax/be80 (80MHz channel bandwidth), 802.11ax/be160 (160MHz channel bandwidth) and 802.11be320 (320MHz channel bandwidth) modes the EUT can transmit at both CHAIN A and CHAIN B RF outputs individually, and also simultaneously.

The conducted RF output power at each chain was adjusted according to target values from the following table using the Intel DRTU tool and measuring the power by using a power meter.

Measured values for adjustment were within +/- 0.25 dB from the declared target values.

UNII-5 to UNII-8					Conducted Power, Target Value (dBm)		
Mode	BW (MHz)	Data Rate	CH #	Freq. (MHz)	SISO Chain A	SISO Chain B	MIMO at both ports A and B
802.11ax/be20	20	MCS0	1	5955	24.0	24.0	24.0
			105	6475	24.0	24.0	24.0
			117	6535	24.0	24.0	24.0
			229	7095	24.0	24.0	24.0
802.11ax/be40	40	MCS0	3	5965	24.0	24.0	24.0
			99	6445	24.0	24.0	24.0
			115	6525	24.0	24.0	24.0
802.11ax/be80	80	MCS0	227	7085	24.0	24.0	24.0
			7	5985	24.0	24.0	24.0
			103	6465	24.0	24.0	24.0
			135	6625	24.0	24.0	24.0
802.11ax/be160	160	MCS0	215	7025	24.0	24.0	24.0
			15	6015	24.0	24.0	24.0
			111	6175	24.0	24.0	24.0
			143	6335	24.0	24.0	24.0
802.11be320	320	MCS0	207	6985	24.0	24.0	24.0
			31	6105	19.5	19.5	19.5
			63	6265	19.5	19.5	19.5
			95	6425	19.5	19.5	19.5
			127	6585	19.5	19.5	19.5
			159	6745	19.5	19.5	19.5
			191	6905	19.5	19.5	19.5

The following data rates were selected based on preliminary testing that identified those rates as the worst cases for output power and spurious levels at the band edges:

Transmission Mode	Mode	Bandwidth (MHz)	Worst Case Data Rate
SISO	802.11ax/be	20/40/80/160	MCS0
SISO	802.11be	320	MCS0
MIMO	802.11ax/be	20/40/80/160	MCS0
MIMO	802.11be	320	MCS0

## B.2 Radiated spurious emission

### Standard references

FCC part	ISED Clause	Limits																				
15.407 (b) (5)	RSS-248 Clause 4.7.2	For transmitters operating within the 5.925-7.125 GHz band: Any emissions outside of the 5.925-7.125 GHz band must not exceed an e.i.r.p. of -27 dBm/MHz.																				
15.35 (b)	RSS-Gen Clause 8.1	When average radiated emission measurements are specified in this part, including average emission measurements below 1000 MHz, there also is a limit on the peak level of the radio frequency emissions. Unless otherwise specified, e.g., see §§15.250, 15.252, 15.253(d), 15.255, 15.256, and 15.509 through 15.519, the limit on peak radio frequency emissions is 20 dB above the maximum permitted average emission limit applicable to the equipment under test.																				
15.407 (b) (8)	RSS-248 Clause 4.7.2	Unwanted emissions below 1 GHz must comply with the general field strength limits set forth in FCC Part 15.209 and RSS-Gen.																				
15.209	RSS-Gen Clause 8.9	<p>Radiated emissions which fall in the restricted bands, as defined in §15.205(a), must also comply with the radiated emission limits specified in §15.209(a):</p> <table border="1" data-bbox="582 835 1370 1048"> <thead> <tr> <th>Freq Range (MHz)</th> <th>Field Strength (μV/m)</th> <th>Field Strength (dBμV/m)</th> <th>Meas. Distance (m)</th> </tr> </thead> <tbody> <tr> <td>30-88</td> <td>100</td> <td>40</td> <td>3</td> </tr> <tr> <td>88-216</td> <td>150</td> <td>43.5</td> <td>3</td> </tr> <tr> <td>216-960</td> <td>200</td> <td>46</td> <td>3</td> </tr> <tr> <td>Above 960</td> <td>500</td> <td>54</td> <td>3</td> </tr> </tbody> </table> <p>The emission limits shown in the above table are based on measurements employing CISPR quasi-peak detector except for the frequency bands above 1000 MHz. Radiated emission limits in this band is based on measurements employing an average detector.</p> <p>For average radiated emission measurements above 1000 MHz, there is also a limit specified when measuring with peak detector function, corresponding to 20 dB above the indicated values in the table.</p>	Freq Range (MHz)	Field Strength (μV/m)	Field Strength (dBμV/m)	Meas. Distance (m)	30-88	100	40	3	88-216	150	43.5	3	216-960	200	46	3	Above 960	500	54	3
Freq Range (MHz)	Field Strength (μV/m)	Field Strength (dBμV/m)	Meas. Distance (m)																			
30-88	100	40	3																			
88-216	150	43.5	3																			
216-960	200	46	3																			
Above 960	500	54	3																			

### Test procedure

The radiated setups shown in section *Test & System Description* were used to measure the radiated spurious emissions.

Depending of the frequency range and bands being tested, different antennas and filters were used.

- For frequencies less than or equal to 1000 MHz, measurements were made with the CISPR quasi-peak detector with a resolution bandwidth of 120kHz and a video bandwidth 3 times of the resolution bandwidth.
- For restricted bands, measurements above 1000 MHz were performed using average and peak detectors with a minimum resolution bandwidth of 1 MHz and a video bandwidth 3 times of the resolution bandwidth
- For unrestricted bands, measurements above 1000 MHz were performed using RMS\* and peak detectors with a minimum resolution bandwidth of 1 MHz and a video bandwidth 3 times of the resolution bandwidth

\*RMS detector is required only for FCC. For ISED tests, only average and peak detectors are measured for both restricted and unrestricted bands above 1GHz.

The final measurement is performed by varying the antenna height from 1 m to 4 m, the EUT rotating in azimuth over 360° for both vertical and horizontal polarizations.

The radiated spurious emission was measured on the worst case EUT configuration selected from the chapter B.1 and using the low, middle and high channels.

Test Results

**30 MHz – 1 GHz, Radiated spurious emissions**

**Radiated Spurious – All modes**

Frequency	Level	Detector	Limit	Margin	Polar
MHz	dBµV/m	---	dBµV/m	dB	---
34.6	30.6	Quasi-Peak	40.0	9.4	V
47.9	27.4	Quasi-Peak	40.0	12.6	V
81.4	30.1	Quasi-Peak	40.0	9.9	H
126.1	24.2	Quasi-Peak	43.5	19.2	H

Note 1: The detected spurious signals do not depend on either the operating channel or the modulation mode.

UNII 5

**1 GHz – 40 GHz, 802.11ax/be20, MCS0, Chain A**

**Radiated Spurious – CH1**

Frequency	Level	Detector	Limit	Margin	Polar
MHz	dBµV/m	---	dBµV/m	dB	---
8929.8	55.6	Peak	88.2	32.6	H
8929.8	47.0	RMS	68.2	21.2	V
23953.3	47.4	Peak	74.0	26.6	H
23953.3	41.2	Average	54.0	12.8	V
34501.6	55.1	Peak	88.2	33.1	H
34501.6	46.9	RMS	68.2	21.3	V

**Radiated Spurious – CH45**

Frequency	Level	Detector	Limit	Margin	Polar
MHz	dBµV/m	---	dBµV/m	dB	---
4991.5	57.5	Peak	74.0	16.5	V
4991.5	45.7	Average	54.0	8.3	V
39090.4	55.7	Peak	74.0	18.3	V
39090.4	48.0	Average	54.0	<b>6.0</b>	V

### Radiated Spurious – CH93

Frequency	Level	Detector	Limit	Margin	Polar
MHz	dBµV/m	---	dBµV/m	dB	---
4990.5	57.9	Peak	74.0	16.1	H
4990.5	45.8	Average	54.0	8.2	V
19242.3	48.9	Peak	74.0	25.1	H
19242.8	41.9	Average	54.0	12.1	H
26698.2	48.5	Peak	88.2	39.7	H
26698.7	43.6	RMS	68.2	24.6	V

### 1 GHz – 40 GHz, 802.11ax/be20, MCS0, Chain B

#### Radiated Spurious – CH1

Frequency	Level	Detector	Limit	Margin	Polar
MHz	dBµV/m	---	dBµV/m	dB	---
4997.5	56.5	Peak	74.0	17.5	H
4997.5	45.6	Average	54.0	8.4	H
23914.2	49.2	Peak	74.0	24.8	V
23914.2	40.7	Average	54.0	13.3	V
39065.2	56.2	Peak	74.0	17.8	V
39065.2	48.0	Average	54.0	6.0	V

#### Radiated Spurious – CH45

Frequency	Level	Detector	Limit	Margin	Polar
MHz	dBµV/m	---	dBµV/m	dB	---
4993.7	57.0	Peak	74.0	17.0	V
4993.7	45.4	Average	54.0	8.6	H
39025.1	55.6	Peak	74.0	18.4	H
39025.1	48.0	Average	54.0	6.0	V

### Radiated Spurious – CH93

Frequency	Level	Detector	Limit	Margin	Polar
MHz	dBµV/m	---	dBµV/m	dB	---
4999.7	56.5	Peak	74.0	17.5	V
4999.7	45.5	Average	54.0	8.5	H
39086.0	57.1	Peak	74.0	16.9	H
39086.0	47.9	Average	54.0	6.1	H

### 1 GHz – 40 GHz, 802.11ax/be20, MCS0, Chain A+B

### Radiated Spurious – CH1

Frequency	Level	Detector	Limit	Margin	Polar
MHz	dBµV/m	---	dBµV/m	dB	---
8927.4	57.2	Peak	88.2	31.0	H
8927.4	48.9	RMS	68.2	19.3	H
23973.6	48.6	Peak	74.0	25.4	H
23973.6	40.9	Average	54.0	13.1	V
39118.9	55.7	Peak	74.0	18.3	V
39118.9	47.9	Average	54.0	6.1	V

### Radiated Spurious – CH45

Frequency	Level	Detector	Limit	Margin	Polar
MHz	dBµV/m	---	dBµV/m	dB	---
4996.4	56.0	Peak	74.0	18.0	H
4996.4	45.6	Average	54.0	8.4	H
39089.9	47.9	Average	54.0	6.1	V
39090.4	57.0	Peak	74.0	17.0	V

### Radiated Spurious – CH93

Frequency	Level	Detector	Limit	Margin	Polar
MHz	dBµV/m	---	dBµV/m	dB	---
4993.7	56.5	Peak	74.0	17.5	V
4993.7	45.8	Average	54.0	8.2	V
19249.5	41.7	Average	54.0	12.3	H
19250.0	49.4	Peak	74.0	24.6	H

### 1 GHz – 40 GHz, 802.11ax/be40, MCS0, Chain A

#### Radiated Spurious – CH3

Frequency	Level	Detector	Limit	Margin	Polar
MHz	dBµV/m	---	dBµV/m	dB	---
8932.1	56.1	Peak	88.2	32.1	V
8932.1	46.5	RMS	68.2	21.7	H
23935.9	48.2	Peak	74.0	25.8	V
23935.9	40.8	Average	54.0	13.2	H
39057.0	56.6	Peak	74.0	17.4	H
39057.0	47.9	Average	54.0	6.1	H

#### Radiated Spurious – CH43

Frequency	Level	Detector	Limit	Margin	Polar
MHz	dBµV/m	---	dBµV/m	dB	---
5625.3	56.5	Peak	88.2	31.7	V
5625.3	46.9	RMS	68.2	21.3	H
39301.6	47.8	Average	54.0	6.2	H
39302.1	56.5	Peak	74.0	17.5	V

**Radiated Spurious – CH91**

Frequency	Level	Detector	Limit	Margin	Polar
MHz	dBµV/m	---	dBµV/m	dB	---
5072.8	55.5	Peak	74.0	18.5	V
5072.8	46.1	Average	54.0	7.9	V
39035.8	55.6	Peak	74.0	18.4	V
39035.8	48.0	Average	54.0	6.0	H

**1 GHz – 40 GHz, 802.11ax/be40, MCS0, Chain B**

**Radiated Spurious – CH3**

Frequency	Level	Detector	Limit	Margin	Polar
MHz	dBµV/m	---	dBµV/m	dB	---
4996.4	56.9	Peak	74.0	17.1	H
4996.4	45.4	Average	54.0	8.6	V
23997.8	48.2	Peak	74.0	25.8	H
23997.8	40.9	Average	54.0	13.1	V
39094.7	55.2	Peak	74.0	18.8	V
39094.7	48.0	Average	54.0	6.0	H

**Radiated Spurious – CH43**

Frequency	Level	Detector	Limit	Margin	Polar
MHz	dBµV/m	---	dBµV/m	dB	---
5413.0	56.3	Peak	74.0	17.7	H
5413.0	47.3	Average	54.0	6.7	H
39075.9	55.4	Peak	74.0	18.6	H
39075.9	48.0	Average	54.0	6.0	H



**Radiated Spurious – CH91**

Frequency	Level	Detector	Limit	Margin	Polar
MHz	dBµV/m	---	dBµV/m	dB	---
5160.0	56.9	Peak	88.2	31.3	V
5160.0	47.9	RMS	68.2	20.3	H
39135.8	57.2	Peak	74.0	16.8	V
39135.8	47.9	Average	54.0	6.1	H

**1 GHz – 40 GHz, 802.11ax/be40, MCS0, Chain A+B**

**Radiated Spurious – CH3**

Frequency	Level	Detector	Limit	Margin	Polar
MHz	dBµV/m	---	dBµV/m	dB	---
8936.2	56.7	Peak	88.2	31.5	V
8936.2	47.6	RMS	68.2	20.6	V
23979.0	47.9	Peak	74.0	26.1	H
23979.0	40.6	Average	54.0	13.4	V
39101.0	47.9	Average	54.0	6.1	V
39101.5	55.7	Peak	74.0	18.3	H

**Radiated Spurious – CH43**

Frequency	Level	Detector	Limit	Margin	Polar
MHz	dBµV/m	---	dBµV/m	dB	---
5699.5	57.2	Peak	88.2	31.0	V
5699.5	47.9	RMS	68.2	20.3	H
39101.0	56.0	Peak	74.0	18.0	V
39101.0	47.9	Average	54.0	6.1	V

### Radiated Spurious – CH91

Frequency	Level	Detector	Limit	Margin	Polar
MHz	dB $\mu$ V/m	---	dB $\mu$ V/m	dB	---
5160.0	57.7	Peak	88.2	30.5	V
5160.0	49.2	RMS	68.2	19.0	V
39094.2	56.9	Peak	74.0	17.1	H
39094.2	48.0	Average	54.0	<b>6.0</b>	V

### 1 GHz – 40 GHz, 802.11ax/be80, MCS0, Chain A

#### Radiated Spurious – CH7

Frequency	Level	Detector	Limit	Margin	Polar
MHz	dB $\mu$ V/m	---	dB $\mu$ V/m	dB	---
4979.1	57.0	Peak	74.0	17.0	H
4979.1	45.4	Average	54.0	8.6	V
23973.6	48.6	Peak	74.0	25.4	V
23974.1	41.2	Average	54.0	12.8	H
39073.0	55.8	Peak	74.0	18.2	V
39073.0	47.9	Average	54.0	6.1	H

#### Radiated Spurious – CH39

Frequency	Level	Detector	Limit	Margin	Polar
MHz	dB $\mu$ V/m	---	dB $\mu$ V/m	dB	---
3380.6	51.9	Peak	88.2	36.3	H
3380.6	42.4	RMS	68.2	25.8	H
39111.2	56.1	Peak	74.0	17.9	V
39111.2	48.0	Average	54.0	6.0	V

**Radiated Spurious – CH87**

Frequency	Level	Detector	Limit	Margin	Polar
MHz	dBµV/m	---	dBµV/m	dB	---
5392.4	56.6	Peak	74.0	17.4	V
5392.4	46.5	Average	54.0	7.5	V
39260.5	55.6	Peak	74.0	18.4	H
39260.5	47.9	Average	54.0	6.1	V

**1 GHz – 40 GHz, 802.11ax/be80, MCS0, Chain B**
**Radiated Spurious – CH7**

Frequency	Level	Detector	Limit	Margin	Polar
MHz	dBµV/m	---	dBµV/m	dB	---
5160.0	57.6	Peak	88.2	30.6	V
5160.0	46.6	RMS	68.2	21.6	H
23946.1	49.8	Peak	74.0	24.2	V
23946.1	41.1	Average	54.0	12.9	V
39098.1	55.7	Peak	74.0	18.3	H
39098.6	47.9	Average	54.0	6.1	V

**Radiated Spurious – CH39**

Frequency	Level	Detector	Limit	Margin	Polar
MHz	dBµV/m	---	dBµV/m	dB	---
5160.0	57.0	Peak	88.2	31.2	H
5160.0	47.5	RMS	68.2	20.7	H
39088.9	56.9	Peak	74.0	17.1	V
39089.4	48.0	Average	54.0	6.0	V

**Radiated Spurious – CH87**

Frequency	Level	Detector	Limit	Margin	Polar
MHz	dBµV/m	---	dBµV/m	dB	---
5160.0	57.0	Peak	88.2	31.2	V
5160.0	47.9	RMS	68.2	20.3	V
39289.0	55.6	Peak	74.0	18.4	V
39289.0	48.0	Average	54.0	6.0	V

**1 GHz – 40 GHz, 802.11ax/be80, MCS0, Chain A+B**

**Radiated Spurious – CH7**

Frequency	Level	Detector	Limit	Margin	Polar
MHz	dBµV/m	---	dBµV/m	dB	---
5160.0	57.4	Peak	88.2	30.8	V
5160.0	47.1	RMS	68.2	21.1	H
23934.0	48.7	Peak	74.0	25.3	H
23934.0	41.1	Average	54.0	12.9	H
39104.4	55.1	Peak	74.0	18.9	H
39104.4	48.0	Average	54.0	<b>6.0</b>	V

**Radiated Spurious – CH39**

Frequency	Level	Detector	Limit	Margin	Polar
MHz	dBµV/m	---	dBµV/m	dB	---
5160.0	56.9	Peak	88.2	31.3	V
5160.0	47.5	RMS	68.2	20.7	H
39067.2	56.5	Peak	74.0	17.5	V
39067.2	48.0	Average	54.0	6.0	H

### Radiated Spurious – CH87

Frequency	Level	Detector	Limit	Margin	Polar
MHz	dBµV/m	---	dBµV/m	dB	---
5160.0	57.9	Peak	88.2	30.3	V
5160.0	47.9	RMS	68.2	20.3	V
30250.7	52.1	Peak	88.2	36.1	H
30251.7	44.4	RMS	68.2	23.8	V

### 1 GHz – 40 GHz, 802.11ax/be160, MCS0, Chain A

### Radiated Spurious – CH15

Frequency	Level	Detector	Limit	Margin	Polar
MHz	dBµV/m	---	dBµV/m	dB	---
10796.7	47.9	Average	54.0	6.1	V
10839.3	58.9	Peak	74.0	15.1	H
23980.9	40.8	Average	54.0	13.2	H
23981.4	48.7	Peak	74.0	25.3	V
39686.3	55.1	Peak	74.0	18.9	V
39686.3	47.5	Average	54.0	6.5	H

### Radiated Spurious – CH79

Frequency	Level	Detector	Limit	Margin	Polar
MHz	dBµV/m	---	dBµV/m	dB	---
4991.5	56.3	Peak	74.0	17.7	V
4991.5	45.9	Average	54.0	8.1	H
15942.6	49.3	Peak	74.0	24.7	V
15943.0	38.5	Average	54.0	15.5	V

## 1 GHz – 40 GHz, 802.11ax/be160, MCS0, Chain B

### Radiated Spurious – CH15

Frequency	Level	Detector	Limit	Margin	Polar
MHz	dBμV/m	---	dBμV/m	dB	---
10797.3	59.8	Peak	74.0	14.2	H
10797.3	48.2	Average	54.0	5.8	V
23941.2	50.1	Peak	74.0	23.9	H
23941.7	41.3	Average	54.0	12.7	V
39253.7	56.7	Peak	74.0	17.3	V
39254.7	47.9	Average	54.0	6.1	H

### Radiated Spurious – CH79

Frequency	Level	Detector	Limit	Margin	Polar
MHz	dBμV/m	---	dBμV/m	dB	---
5160.0	57.9	Peak	88.2	30.3	V
5160.0	47.6	RMS	68.2	20.6	H
39101.0	56.0	Peak	74.0	18.0	V
39101.0	47.9	Average	54.0	6.1	V

## 1 GHz – 40 GHz, 802.11ax/be160, MCS0, Chain A+B

### Radiated Spurious – CH15

Frequency	Level	Detector	Limit	Margin	Polar
MHz	dBμV/m	---	dBμV/m	dB	---
10774.5	47.3	Average	54.0	6.7	V
10775.4	59.9	Peak	74.0	14.1	H
23952.4	49.0	Peak	74.0	25.0	V
23952.4	40.8	Average	54.0	13.2	H
39300.1	56.7	Peak	74.0	17.3	V
39300.1	47.8	Average	54.0	6.2	V

### Radiated Spurious – CH79

Frequency	Level	Detector	Limit	Margin	Polar
MHz	dBµV/m	---	dBµV/m	dB	---
5667.5	67.4	Peak	88.2	20.8	V
5667.5	55.0	RMS	68.2	13.2	V
39096.7	55.0	Peak	74.0	19.0	V
39096.7	47.9	Average	54.0	6.1	H

### 1 GHz – 40 GHz, 802.11be320, MCS0, Chain A

### Radiated Spurious – CH31

Frequency	Level	Detector	Limit	Margin	Polar
MHz	dBµV/m	---	dBµV/m	dB	---
10776.6	57.8	Peak	74.0	16.2	V
10776.9	47.4	Average	54.0	6.6	V
25460.4	43.2	RMS	68.2	25.0	H
25461.3	50.3	Peak	88.2	37.9	V

### Radiated Spurious – CH63

Frequency	Level	Detector	Limit	Margin	Polar
MHz	dBµV/m	---	dBµV/m	dB	---
10775.4	47.4	Average	54.0	6.6	H
10775.7	58.3	Peak	74.0	15.7	V
39100.5	48.0	Average	54.0	<b>6.0</b>	V
39100.5	56.3	Peak	74.0	17.7	H

**1 GHz – 40 GHz, 802.11be320, MCS0, Chain B**
**Radiated Spurious – CH31**

Frequency	Level	Detector	Limit	Margin	Polar
MHz	dB $\mu$ V/m	---	dB $\mu$ V/m	dB	---
10835.8	58.9	Peak	74.0	15.1	H
10839.3	48.0	Average	54.0	6.0	V
23908.9	49.4	Peak	74.0	24.6	H
23908.9	41.1	Average	54.0	12.9	V
39033.3	48.0	Average	54.0	6.0	V
39033.3	57.4	Peak	74.0	16.6	V

**Radiated Spurious – CH63**

Frequency	Level	Detector	Limit	Margin	Polar
MHz	dB $\mu$ V/m	---	dB $\mu$ V/m	dB	---
10775.7	59.1	Peak	74.0	14.9	V
10775.7	47.5	Average	54.0	6.5	H
39250.3	55.5	Peak	74.0	18.5	H
39250.3	48.0	Average	54.0	6.0	H

**1 GHz – 40 GHz, 802.11be320, MCS0, Chain A+B**
**Radiated Spurious – CH31**

Frequency	Level	Detector	Limit	Margin	Polar
MHz	dB $\mu$ V/m	---	dB $\mu$ V/m	dB	---
10775.4	58.5	Peak	74.0	15.5	H
10776.0	47.5	Average	54.0	6.5	V
23946.1	40.8	Average	54.0	13.2	V
23946.6	48.6	Peak	74.0	25.4	H
39044.0	47.8	Average	54.0	6.2	V
39044.0	56.7	Peak	74.0	17.3	H



### Radiated Spurious – CH63

Frequency	Level	Detector	Limit	Margin	Polar
MHz	dBµV/m	---	dBµV/m	dB	---
10776.0	47.4	Average	54.0	6.6	V
10779.5	58.0	Peak	74.0	16.0	V
39134.3	56.8	Peak	74.0	17.2	V
39134.3	47.8	Average	54.0	6.2	V

#### UNII 6

### 1 GHz – 40 GHz, 802.11ax/be20, MCS0, Chain A

### Radiated Spurious – CH97

Frequency	Level	Detector	Limit	Margin	Polar
MHz	dBµV/m	---	dBµV/m	dB	---
4991.5	55.8	Peak	74.0	18.2	H
4991.5	45.5	Average	54.0	8.5	H
19308.0	49.0	Peak	74.0	25.0	H
19308.5	42.0	Average	54.0	12.0	H

### Radiated Spurious – CH105

Frequency	Level	Detector	Limit	Margin	Polar
MHz	dBµV/m	---	dBµV/m	dB	---
4993.7	56.9	Peak	74.0	17.1	H
4993.7	45.4	Average	54.0	8.6	V
19425.5	49.2	Peak	74.0	24.8	H
19426.0	43.5	Average	54.0	10.5	H
25899.7	51.6	Peak	88.2	36.6	H
25900.2	43.9	RMS	68.2	24.3	H

**Radiated Spurious – CH113**

Frequency	Level	Detector	Limit	Margin	Polar
MHz	dBµV/m	---	dBµV/m	dB	---
10406.5	57.6	Peak	88.2	30.6	V
10406.5	47.7	RMS	68.2	20.5	H
19545.3	48.1	Peak	74.0	25.9	H
19545.3	41.1	Average	54.0	12.9	H

**1 GHz – 40 GHz, 802.11ax/be20, MCS0, Chain B**

**Radiated Spurious – CH97**

Frequency	Level	Detector	Limit	Margin	Polar
MHz	dBµV/m	---	dBµV/m	dB	---
8743.1	56.2	Peak	88.2	32.0	V
8743.1	45.8	RMS	68.2	22.4	H
39156.1	56.5	Peak	74.0	17.5	V
39156.1	48.0	Average	54.0	<b>6.0</b>	H

**Radiated Spurious – CH105**

Frequency	Level	Detector	Limit	Margin	Polar
MHz	dBµV/m	---	dBµV/m	dB	---
4994.2	57.1	Peak	74.0	16.9	H
4994.2	45.7	Average	54.0	8.3	V
39071.0	55.4	Peak	74.0	18.6	V
39071.0	47.9	Average	54.0	6.1	V

**Radiated Spurious – CH113**

Frequency	Level	Detector	Limit	Margin	Polar
MHz	dBµV/m	---	dBµV/m	dB	---
9763.9	56.6	Peak	88.2	31.6	V
9763.9	46.7	RMS	68.2	21.5	H
39086.0	55.1	Peak	74.0	18.9	H
39086.0	47.9	Average	54.0	6.1	H

**1 GHz – 40 GHz, 802.11ax/be20, MCS0, Chain A+B**

**Radiated Spurious – CH97**

Frequency	Level	Detector	Limit	Margin	Polar
MHz	dBµV/m	---	dBµV/m	dB	---
4980.7	58.1	Peak	74.0	15.9	V
4980.7	45.8	Average	54.0	8.2	H
12864.2	45.5	Peak	88.2	42.7	H
12864.2	38.4	RMS	68.2	29.8	H
19307.5	48.3	Peak	74.0	25.7	H
19307.5	41.4	Average	54.0	12.6	H

**Radiated Spurious – CH105**

Frequency	Level	Detector	Limit	Margin	Polar
MHz	dBµV/m	---	dBµV/m	dB	---
4993.2	57.8	Peak	74.0	16.2	V
4993.2	46.2	Average	54.0	7.8	V
19415.8	41.5	Average	54.0	12.5	H
19416.3	48.1	Peak	74.0	25.9	H

**Radiated Spurious – CH113**

Frequency	Level	Detector	Limit	Margin	Polar
MHz	dBµV/m	---	dBµV/m	dB	---
10330.3	57.2	Peak	88.2	31.0	H
10330.3	47.7	RMS	68.2	20.5	V
19551.6	48.6	Peak	74.0	25.4	H
19551.6	41.2	Average	54.0	12.8	H

**1 GHz – 40 GHz, 802.11ax/be40, MCS0, Chain A**

**Radiated Spurious – CH99**

Frequency	Level	Detector	Limit	Margin	Polar
MHz	dBµV/m	---	dBµV/m	dB	---
4615.1	54.8	Peak	74.0	19.2	V
4615.1	45.3	Average	54.0	8.7	V
39072.0	55.6	Peak	74.0	18.4	H
39072.0	48.0	Average	54.0	6.0	V

**Radiated Spurious – CH107**

Frequency	Level	Detector	Limit	Margin	Polar
MHz	dBµV/m	---	dBµV/m	dB	---
4991.0	58.4	Peak	74.0	15.6	V
4991.0	45.4	Average	54.0	8.6	V
39073.0	55.0	Peak	74.0	19.0	H
39073.0	47.9	Average	54.0	6.1	V

**1 GHz – 40 GHz, 802.11ax/be40, MCS0, Chain B**

**Radiated Spurious – CH99**

Frequency	Level	Detector	Limit	Margin	Polar
MHz	dBµV/m	---	dBµV/m	dB	---
4978.5	56.9	Peak	74.0	17.1	V
4978.5	45.8	Average	54.0	8.2	V
39044.9	56.1	Peak	74.0	17.9	H
39044.9	48.0	Average	54.0	6.0	H

**Radiated Spurious – CH107**

Frequency	Level	Detector	Limit	Margin	Polar
MHz	dBµV/m	---	dBµV/m	dB	---
5746.1	56.8	Peak	88.2	31.4	V
5746.1	47.9	RMS	68.2	20.3	H
39120.3	55.4	Peak	74.0	18.6	V
39120.3	48.0	Average	54.0	6.0	H

**1 GHz – 40 GHz, 802.11ax/be40, MCS0, Chain A+B**

**Radiated Spurious – CH99**

Frequency	Level	Detector	Limit	Margin	Polar
MHz	dBµV/m	---	dBµV/m	dB	---
5837.6	57.7	Peak	88.2	30.5	H
5837.6	48.4	RMS	68.2	19.8	V
39071.0	55.6	Peak	74.0	18.4	H
39071.0	48.0	Average	54.0	<b>6.0</b>	H

**Radiated Spurious – CH107**

Frequency	Level	Detector	Limit	Margin	Polar
MHz	dBµV/m	---	dBµV/m	dB	---
5799.2	57.0	Peak	88.2	31.2	V
5799.2	48.2	RMS	68.2	20.0	V
39051.7	56.0	Peak	74.0	18.0	H
39052.2	47.9	Average	54.0	6.1	V

**1 GHz – 40 GHz, 802.11ax/be80, MCS0, Chain A**

**Radiated Spurious – CH103**

Frequency	Level	Detector	Limit	Margin	Polar
MHz	dBµV/m	---	dBµV/m	dB	---
3505.2	51.4	Peak	74.0	22.6	V
3505.2	41.6	Average	54.0	12.4	V
39048.3	56.1	Peak	74.0	17.9	H
39048.8	47.9	Average	54.0	<b>6.1</b>	H

**Radiated Spurious – CH119**

Frequency	Level	Detector	Limit	Margin	Polar
MHz	dBµV/m	---	dBµV/m	dB	---
5407.0	56.1	Peak	74.0	17.9	V
5407.0	46.5	Average	54.0	7.5	H
26180.0	50.0	Peak	88.2	38.2	H
26180.0	43.8	RMS	68.2	24.4	H

**1 GHz – 40 GHz, 802.11ax/be80, MCS0, Chain B**

**Radiated Spurious – CH103**

Frequency	Level	Detector	Limit	Margin	Polar
MHz	dBµV/m	---	dBµV/m	dB	---
5160.0	56.6	Peak	88.2	31.6	V
5160.0	47.7	RMS	68.2	20.5	H
25860.1	51.5	Peak	88.2	36.7	H
25860.1	45.3	RMS	68.2	22.9	H

**Radiated Spurious – CH119**

Frequency	Level	Detector	Limit	Margin	Polar
MHz	dBµV/m	---	dBµV/m	dB	---
5160.0	56.8	Peak	88.2	31.4	V
5160.0	48.2	RMS	68.2	20.0	H
26180.0	49.3	Peak	88.2	38.9	H
26180.0	43.6	RMS	68.2	24.6	H

**1 GHz – 40 GHz, 802.11ax/be80, MCS0, Chain A+B**

**Radiated Spurious – CH103**

Frequency	Level	Detector	Limit	Margin	Polar
MHz	dBµV/m	---	dBµV/m	dB	---
5160.0	57.9	Peak	88.2	30.3	V
5160.0	48.0	RMS	68.2	20.2	V
25860.1	51.7	Peak	88.2	36.5	H
25860.1	46.5	RMS	68.2	21.7	H

**Radiated Spurious – CH119**

Frequency	Level	Detector	Limit	Margin	Polar
MHz	dBµV/m	---	dBµV/m	dB	---
5160.0	57.1	Peak	88.2	31.1	H
5160.0	48.6	RMS	68.2	19.6	H
26180.0	49.5	Peak	88.2	38.7	H
26180.0	44.6	RMS	68.2	23.6	H

**1 GHz – 40 GHz, 802.11ax/be160, MCS0, Chain A**
**Radiated Spurious – CH111**

Frequency	Level	Detector	Limit	Margin	Polar
MHz	dB $\mu$ V/m	---	dB $\mu$ V/m	dB	---
4988.3	56.3	Peak	74.0	17.7	V
4988.3	45.7	Average	54.0	8.3	H
16000.1	38.4	Average	54.0	15.6	V
16000.6	46.8	Peak	74.0	27.2	V

**1 GHz – 40 GHz, 802.11ax/be160, MCS0, Chain B**
**Radiated Spurious – CH111**

Frequency	Level	Detector	Limit	Margin	Polar
MHz	dB $\mu$ V/m	---	dB $\mu$ V/m	dB	---
5160.0	56.5	Peak	88.2	31.7	H
5160.0	48.2	RMS	68.2	20.0	H
39826.5	56.5	Peak	74.0	17.5	H
39826.5	47.8	Average	54.0	<b>6.2</b>	H

**1 GHz – 40 GHz, 802.11ax/be160, MCS0, Chain A+B**
**Radiated Spurious – CH111**

Frequency	Level	Detector	Limit	Margin	Polar
MHz	dB $\mu$ V/m	---	dB $\mu$ V/m	dB	---
5160.0	57.5	Peak	88.2	30.7	H
5160.0	49.7	RMS	68.2	18.5	V
19023.3	48.5	Peak	74.0	25.5	V
19023.3	41.4	Average	54.0	12.6	V



**1 GHz – 40 GHz, 802.11be320, MCS0, Chain A**

**Radiated Spurious – CH95**

Frequency	Level	Detector	Limit	Margin	Polar
MHz	dBµV/m	---	dBµV/m	dB	---
10776.6	47.4	Average	54.0	6.6	V
10777.5	59.1	Peak	74.0	14.9	V
39088.4	55.7	Peak	74.0	18.3	H
39088.4	48.0	Average	54.0	<b>6.0</b>	H

**1 GHz – 40 GHz, 802.11be320, MCS0, Chain B**

**Radiated Spurious – CH95**

Frequency	Level	Detector	Limit	Margin	Polar
MHz	dBµV/m	---	dBµV/m	dB	---
10779.8	47.4	Average	54.0	6.6	V
10781.0	59.4	Peak	74.0	14.6	H
39148.4	55.3	Peak	74.0	18.7	V
39148.4	47.9	Average	54.0	6.1	V

**1 GHz – 40 GHz, 802.11be320, MCS0, Chain A+B**

**Radiated Spurious – CH95**

Frequency	Level	Detector	Limit	Margin	Polar
MHz	dBµV/m	---	dBµV/m	dB	---
10776.3	58.3	Peak	74.0	15.7	V
10776.9	47.3	Average	54.0	6.7	H
34492.4	47.1	RMS	68.2	21.1	H
34492.9	55.1	Peak	88.2	33.1	H

## UNII 7

**1 GHz – 40 GHz, 802.11ax/be20, MCS0, Chain A****Radiated Spurious – CH117**

Frequency	Level	Detector	Limit	Margin	Polar
MHz	dBµV/m	---	dBµV/m	dB	---
4993.2	55.8	Peak	74.0	18.2	H
4993.2	45.5	Average	54.0	8.5	H
19600.0	49.6	Peak	74.0	24.4	V
19601.9	41.6	Average	54.0	12.4	H
26139.9	49.6	Peak	88.2	38.6	H
26139.9	43.9	RMS	68.2	24.3	H

**Radiated Spurious – CH149**

Frequency	Level	Detector	Limit	Margin	Polar
MHz	dBµV/m	---	dBµV/m	dB	---
3347.6	52.3	Peak	74.0	21.7	V
3347.6	43.0	Average	54.0	11.0	V
20082.8	49.0	Peak	74.0	25.0	H
20082.8	41.5	Average	54.0	12.5	H

**Radiated Spurious – CH181**

Frequency	Level	Detector	Limit	Margin	Polar
MHz	dBµV/m	---	dBµV/m	dB	---
3427.2	53.6	Peak	88.2	34.6	V
3427.2	44.0	RMS	68.2	24.2	V
20565.7	50.3	Peak	74.0	23.7	H
20565.7	43.1	Average	54.0	10.9	H
27419.8	51.5	Peak	88.2	36.7	H
27419.8	45.5	RMS	68.2	22.7	V

**1 GHz – 40 GHz, 802.11ax/be20, MCS0, Chain B**
**Radiated Spurious – CH117**

Frequency	Level	Detector	Limit	Margin	Polar
MHz	dB $\mu$ V/m	---	dB $\mu$ V/m	dB	---
4991.5	56.8	Peak	74.0	17.2	H
4991.5	45.4	Average	54.0	8.6	H
39093.8	56.9	Peak	74.0	17.1	V
39093.8	48.0	Average	54.0	6.0	V

**Radiated Spurious – CH149**

Frequency	Level	Detector	Limit	Margin	Polar
MHz	dB $\mu$ V/m	---	dB $\mu$ V/m	dB	---
4997.5	57.5	Peak	74.0	16.5	H
4997.5	45.7	Average	54.0	8.3	V
39038.2	57.6	Peak	74.0	16.4	V
39038.2	47.9	Average	54.0	6.1	V

**Radiated Spurious – CH181**

Frequency	Level	Detector	Limit	Margin	Polar
MHz	dB $\mu$ V/m	---	dB $\mu$ V/m	dB	---
4995.3	57.0	Peak	74.0	17.0	H
4995.3	45.4	Average	54.0	8.6	V
27419.8	44.5	RMS	68.2	23.7	H
27420.3	50.8	Peak	88.2	37.4	V

**1 GHz – 40 GHz, 802.11ax/be20, MCS0, Chain A+B**

**Radiated Spurious – CH117**

Frequency	Level	Detector	Limit	Margin	Polar
MHz	dBµV/m	---	dBµV/m	dB	---
4486.2	55.6	Peak	88.2	32.6	V
4486.2	44.8	RMS	68.2	23.4	H
19616.4	49.3	Peak	74.0	24.7	V
19616.4	41.1	Average	54.0	12.9	V

**Radiated Spurious – CH149**

Frequency	Level	Detector	Limit	Margin	Polar
MHz	dBµV/m	---	dBµV/m	dB	---
3347.6	53.0	Peak	74.0	21.0	V
3347.6	43.0	Average	54.0	11.0	H
39055.1	57.3	Peak	74.0	16.7	V
39055.1	48.0	Average	54.0	<b>6.0</b>	V

**Radiated Spurious – CH181**

Frequency	Level	Detector	Limit	Margin	Polar
MHz	dBµV/m	---	dBµV/m	dB	---
3428.8	54.9	Peak	88.2	33.3	V
3428.8	44.8	RMS	68.2	23.4	V
20564.7	49.5	Peak	74.0	24.5	H
20564.7	42.5	Average	54.0	11.5	H

## 1 GHz – 40 GHz, 802.11ax/be40, MCS0, Chain A

### Radiated Spurious – CH115

Frequency	Level	Detector	Limit	Margin	Polar
MHz	dB $\mu$ V/m	---	dB $\mu$ V/m	dB	---
4990.5	56.4	Peak	74.0	17.6	H
4990.5	45.4	Average	54.0	8.6	V
39408.4	55.4	Peak	74.0	18.6	V
39408.4	48.0	Average	54.0	6.0	H

### Radiated Spurious – CH147

Frequency	Level	Detector	Limit	Margin	Polar
MHz	dB $\mu$ V/m	---	dB $\mu$ V/m	dB	---
4997.0	58.0	Peak	74.0	16.0	V
4997.0	45.8	Average	54.0	8.2	V
39066.2	56.7	Peak	74.0	17.3	H
39066.2	48.0	Average	54.0	6.0	H

### Radiated Spurious – CH179

Frequency	Level	Detector	Limit	Margin	Polar
MHz	dB $\mu$ V/m	---	dB $\mu$ V/m	dB	---
3425.6	53.5	Peak	88.2	34.7	H
3425.6	43.0	RMS	68.2	25.2	H
20536.2	50.3	Peak	74.0	23.7	H
20536.7	42.0	Average	54.0	12.0	H
27380.2	51.5	Peak	88.2	36.7	H
27380.2	45.2	RMS	68.2	23.0	V

**1 GHz – 40 GHz, 802.11ax/be40, MCS0, Chain B**

**Radiated Spurious – CH115**

Frequency	Level	Detector	Limit	Margin	Polar
MHz	dBμV/m	---	dBμV/m	dB	---
4989.9	57.7	Peak	74.0	16.3	V
4989.9	45.9	Average	54.0	8.1	V
39070.6	47.8	Average	54.0	6.2	V
39070.6	56.0	Peak	74.0	18.0	H

**Radiated Spurious – CH147**

Frequency	Level	Detector	Limit	Margin	Polar
MHz	dBμV/m	---	dBμV/m	dB	---
4986.1	58.6	Peak	74.0	15.4	H
4986.1	45.6	Average	54.0	8.4	H
39104.4	54.5	Peak	74.0	19.5	H
39104.4	48.0	Average	54.0	6.0	V

**Radiated Spurious – CH179**

Frequency	Level	Detector	Limit	Margin	Polar
MHz	dBμV/m	---	dBμV/m	dB	---
4992.1	57.7	Peak	74.0	16.3	V
4992.1	46.0	Average	54.0	8.0	V
27379.2	52.2	Peak	88.2	36.0	V
27380.2	45.6	RMS	68.2	22.6	V

## 1 GHz – 40 GHz, 802.11ax/be40, MCS0, Chain A+B

### Radiated Spurious – CH115

Frequency	Level	Detector	Limit	Margin	Polar
MHz	dB $\mu$ V/m	---	dB $\mu$ V/m	dB	---
4894.0	55.5	Peak	74.0	18.5	H
4894.0	46.0	Average	54.0	8.0	V
39084.1	55.7	Peak	74.0	18.3	H
39084.1	47.9	Average	54.0	6.1	V

### Radiated Spurious – CH147

Frequency	Level	Detector	Limit	Margin	Polar
MHz	dB $\mu$ V/m	---	dB $\mu$ V/m	dB	---
5807.3	57.1	Peak	88.2	31.1	H
5807.3	47.8	RMS	68.2	20.4	V
39039.6	55.8	Peak	74.0	18.2	V
39040.1	48.0	Average	54.0	6.0	H

### Radiated Spurious – CH179

Frequency	Level	Detector	Limit	Margin	Polar
MHz	dB $\mu$ V/m	---	dB $\mu$ V/m	dB	---
3424.0	53.5	Peak	88.2	34.7	H
3424.0	43.6	RMS	68.2	24.6	H
20533.3	47.7	Peak	74.0	26.3	H
20533.8	41.8	Average	54.0	12.2	H

**1 GHz – 40 GHz, 802.11ax/be80, MCS0, Chain A**

**Radiated Spurious – CH135**

Frequency	Level	Detector	Limit	Margin	Polar
MHz	dBµV/m	---	dBµV/m	dB	---
4982.3	56.0	Peak	74.0	18.0	V
4982.3	45.5	Average	54.0	8.5	V
39246.5	47.8	Average	54.0	6.2	V
39247.0	56.2	Peak	74.0	17.8	V

**Radiated Spurious – CH167**

Frequency	Level	Detector	Limit	Margin	Polar
MHz	dBµV/m	---	dBµV/m	dB	---
5160.0	55.9	Peak	88.2	32.3	V
5160.0	46.6	RMS	68.2	21.6	V
39056.1	56.0	Peak	74.0	18.0	H
39056.1	47.9	Average	54.0	6.1	V

**1 GHz – 40 GHz, 802.11ax/be80, MCS0, Chain B**

**Radiated Spurious – CH135**

Frequency	Level	Detector	Limit	Margin	Polar
MHz	dBµV/m	---	dBµV/m	dB	---
5160.0	57.9	Peak	88.2	30.3	V
5160.0	48.4	RMS	68.2	19.8	H
39075.9	56.4	Peak	74.0	17.6	V
39075.9	47.9	Average	54.0	6.1	V



**Radiated Spurious – CH167**

Frequency	Level	Detector	Limit	Margin	Polar
MHz	dBµV/m	---	dBµV/m	dB	---
5160.0	49.6	RMS	68.2	18.6	H
5160.0	57.0	Peak	88.2	31.2	V
39102.4	56.1	Peak	74.0	17.9	H
39102.4	47.9	Average	54.0	6.1	V

**1 GHz – 40 GHz, 802.11ax/be80, MCS0, Chain A+B**

**Radiated Spurious – CH135**

Frequency	Level	Detector	Limit	Margin	Polar
MHz	dBµV/m	---	dBµV/m	dB	---
5160.0	57.1	Peak	88.2	31.1	V
5160.0	49.5	RMS	68.2	18.7	H
39113.1	55.9	Peak	74.0	18.1	V
39113.1	47.9	Average	54.0	<b>6.1</b>	V

**Radiated Spurious – CH167**

Frequency	Level	Detector	Limit	Margin	Polar
MHz	dBµV/m	---	dBµV/m	dB	---
5160.0	57.7	Peak	88.2	30.5	V
5160.0	50.0	RMS	68.2	18.2	V
23927.7	41.9	Average	54.0	12.1	V
23928.2	49.3	Peak	74.0	24.7	H

**1 GHz – 40 GHz, 802.11ax/be160, MCS0, Chain A**

**Radiated Spurious – CH143**

Frequency	Level	Detector	Limit	Margin	Polar
MHz	dBµV/m	---	dBµV/m	dB	---
5883.7	59.0	Peak	88.2	29.2	H
5883.7	49.8	RMS	68.2	18.4	V
39956.5	47.7	Average	54.0	6.3	V
39958.4	57.4	Peak	74.0	16.6	H

**1 GHz – 40 GHz, 802.11ax/be160, MCS0, Chain B**

**Radiated Spurious – CH143**

Frequency	Level	Detector	Limit	Margin	Polar
MHz	dBµV/m	---	dBµV/m	dB	---
5160.0	56.8	Peak	88.2	31.4	H
5160.0	49.0	RMS	68.2	19.2	V
39232.0	47.7	Average	54.0	6.3	V
39232.5	55.8	Peak	74.0	18.2	V

**1 GHz – 40 GHz, 802.11ax/be160, MCS0, Chain A+B**

**Radiated Spurious – CH143**

Frequency	Level	Detector	Limit	Margin	Polar
MHz	dBµV/m	---	dBµV/m	dB	---
10839.3	47.9	Average	54.0	6.1	V
10842.5	60.1	Peak	74.0	13.9	H
39675.7	47.9	Average	54.0	<b>6.1</b>	V
39676.7	55.9	Peak	74.0	18.1	H

**1 GHz – 40 GHz, 802.11be320, MCS0, Chain A**

**Radiated Spurious – CH127**

Frequency	Level	Detector	Limit	Margin	Polar
MHz	dBµV/m	---	dBµV/m	dB	---
10776.3	47.4	Average	54.0	6.6	V
10779.8	58.4	Peak	74.0	15.6	V
39029.9	56.5	Peak	74.0	17.5	V
39029.9	47.9	Average	54.0	6.1	H

**Radiated Spurious – CH159**

Frequency	Level	Detector	Limit	Margin	Polar
MHz	dBµV/m	---	dBµV/m	dB	---
10776.6	47.6	Average	54.0	6.4	V
10777.5	58.6	Peak	74.0	15.4	H
39107.3	55.6	Peak	74.0	18.4	V
39107.3	47.9	Average	54.0	6.1	H

**1 GHz – 40 GHz, 802.11be320, MCS0, Chain B**

**Radiated Spurious – CH127**

Frequency	Level	Detector	Limit	Margin	Polar
MHz	dBµV/m	---	dBµV/m	dB	---
10776.3	47.3	Average	54.0	6.7	H
10777.2	59.1	Peak	74.0	14.9	V
39103.4	56.3	Peak	74.0	17.7	V
39103.4	47.8	Average	54.0	6.2	H

**Radiated Spurious – CH159**

Frequency	Level	Detector	Limit	Margin	Polar
MHz	dBµV/m	---	dBµV/m	dB	---
10781.0	57.4	Peak	74.0	16.6	H
10796.7	47.6	Average	54.0	6.4	H
39119.8	55.4	Peak	74.0	18.6	V
39119.8	47.9	Average	54.0	6.1	V

**1 GHz – 40 GHz, 802.11be320, MCS0, Chain A+B**

**Radiated Spurious – CH127**

Frequency	Level	Detector	Limit	Margin	Polar
MHz	dBµV/m	---	dBµV/m	dB	---
10774.2	59.4	Peak	74.0	14.6	H
10775.7	47.5	Average	54.0	6.5	H
39058.5	56.2	Peak	74.0	17.8	V
39058.5	47.9	Average	54.0	<b>6.1</b>	V

**Radiated Spurious – CH159**

Frequency	Level	Detector	Limit	Margin	Polar
MHz	dBµV/m	---	dBµV/m	dB	---
10771.3	47.6	Average	54.0	6.4	H
10775.7	59.8	Peak	74.0	14.2	V
39086.0	56.3	Peak	74.0	17.7	V
39086.0	47.9	Average	54.0	6.1	H

## UNII 8

**1 GHz – 40 GHz, 802.11ax/be20, MCS0, Chain A**
**Radiated Spurious – CH185**

Frequency	Level	Detector	Limit	Margin	Polar
MHz	dBµV/m	---	dBµV/m	dB	---
3436.4	52.4	Peak	88.2	35.8	V
3436.4	42.1	RMS	68.2	26.1	H
20619.8	49.0	Peak	74.0	25.0	V
20619.8	41.7	Average	54.0	12.3	H

**Radiated Spurious – CH209**

Frequency	Level	Detector	Limit	Margin	Polar
MHz	dBµV/m	---	dBµV/m	dB	---
3496.5	51.4	Peak	88.2	36.8	V
3496.5	42.4	RMS	68.2	25.8	V
20985.7	52.6	Peak	74.0	21.4	V
20986.2	40.9	Average	54.0	13.1	H
27980.0	51.1	Peak	88.2	37.1	V
27980.0	46.0	RMS	68.2	22.2	V

**Radiated Spurious – CH233**

Frequency	Level	Detector	Limit	Margin	Polar
MHz	dBµV/m	---	dBµV/m	dB	---
3557.8	53.9	Peak	74.0	20.1	V
3557.8	42.9	Average	54.0	11.1	H
21331.7	52.7	Peak	74.0	21.3	V
21331.7	40.3	Average	54.0	13.7	V
28459.9	50.9	Peak	88.2	37.3	H
28459.9	44.6	RMS	68.2	23.6	V

## 1 GHz – 40 GHz, 802.11ax/be20, MCS0, Chain B

### Radiated Spurious – CH185

Frequency	Level	Detector	Limit	Margin	Polar
MHz	dB $\mu$ V/m	---	dB $\mu$ V/m	dB	---
4993.7	57.0	Peak	74.0	17.0	V
4993.7	45.8	Average	54.0	8.2	V
27499.5	51.5	Peak	88.2	36.7	H
27500.0	44.8	RMS	68.2	23.4	H

### Radiated Spurious – CH209

Frequency	Level	Detector	Limit	Margin	Polar
MHz	dB $\mu$ V/m	---	dB $\mu$ V/m	dB	---
3497.6	53.0	Peak	88.2	35.2	V
3497.6	42.7	RMS	68.2	25.5	H
27980.0	51.7	Peak	88.2	36.5	V
27980.0	47.9	RMS	68.2	20.3	V

### Radiated Spurious – CH233

Frequency	Level	Detector	Limit	Margin	Polar
MHz	dB $\mu$ V/m	---	dB $\mu$ V/m	dB	---
3558.3	54.7	Peak	74.0	19.3	H
3558.3	47.0	Average	54.0	7.0	H
39294.3	55.8	Peak	74.0	18.2	V
39294.3	47.9	Average	54.0	6.1	H

## 1 GHz – 40 GHz, 802.11ax/be20, MCS0, Chain A+B

### Radiated Spurious – CH185

Frequency	Level	Detector	Limit	Margin	Polar
MHz	dBμV/m	---	dBμV/m	dB	---
5156.2	56.1	Peak	88.2	32.1	V
5156.2	47.1	RMS	68.2	21.1	V
20625.6	51.2	Peak	74.0	22.8	V
20627.5	42.6	Average	54.0	11.4	V
27500.0	44.8	RMS	68.2	23.4	H
27502.5	52.2	Peak	88.2	36.0	H

### Radiated Spurious – CH209

Frequency	Level	Detector	Limit	Margin	Polar
MHz	dBμV/m	---	dBμV/m	dB	---
3497.1	53.9	Peak	88.2	34.3	V
3497.1	44.5	RMS	68.2	23.7	V
20993.9	51.1	Peak	74.0	22.9	V
20994.4	43.4	Average	54.0	10.6	H
27980.0	50.9	Peak	88.2	37.3	H
27980.0	46.2	RMS	68.2	22.0	V

### Radiated Spurious – CH233

Frequency	Level	Detector	Limit	Margin	Polar
MHz	dBμV/m	---	dBμV/m	dB	---
3557.8	57.0	Peak	74.0	17.0	H
3557.8	48.3	Average	54.0	5.7	H
21351.1	57.4	Peak	74.0	16.6	V
21359.8	39.6	Average	54.0	14.4	V
28459.9	51.2	Peak	88.2	37.0	H
28459.9	45.3	RMS	68.2	22.9	H

**1 GHz – 40 GHz, 802.11ax/be40, MCS0, Chain A**
**Radiated Spurious – CH187**

Frequency	Level	Detector	Limit	Margin	Polar
MHz	dB $\mu$ V/m	---	dB $\mu$ V/m	dB	---
9099.8	55.8	Peak	74.0	18.2	H
9099.8	46.3	Average	54.0	7.7	H
27540.2	51.7	Peak	88.2	36.5	H
27540.2	45.9	RMS	68.2	22.3	H

**Radiated Spurious – CH227**

Frequency	Level	Detector	Limit	Margin	Polar
MHz	dB $\mu$ V/m	---	dB $\mu$ V/m	dB	---
3541.0	51.9	Peak	74.0	22.1	V
3541.0	42.6	Average	54.0	11.4	H
21256.3	54.5	Peak	74.0	19.5	H
21257.8	41.1	Average	54.0	12.9	H
28339.6	50.9	Peak	88.2	37.3	H
28340.1	45.7	RMS	68.2	22.5	V

**1 GHz – 40 GHz, 802.11ax/be40, MCS0, Chain B**
**Radiated Spurious – CH187**

Frequency	Level	Detector	Limit	Margin	Polar
MHz	dB $\mu$ V/m	---	dB $\mu$ V/m	dB	---
5163.8	56.2	Peak	88.2	32.0	H
5163.8	46.7	RMS	68.2	21.5	V
27540.2	51.7	Peak	88.2	36.5	H
27540.2	46.9	RMS	68.2	21.3	H



**Radiated Spurious – CH227**

Frequency	Level	Detector	Limit	Margin	Polar
MHz	dBµV/m	---	dBµV/m	dB	---
3543.7	52.9	Peak	74.0	21.1	H
3543.7	43.8	Average	54.0	10.2	H
28340.1	51.6	Peak	88.2	36.6	V
28340.1	44.7	RMS	68.2	23.5	V

**1 GHz – 40 GHz, 802.11ax/be40, MCS0, Chain A+B**

**Radiated Spurious – CH187**

Frequency	Level	Detector	Limit	Margin	Polar
MHz	dBµV/m	---	dBµV/m	dB	---
5163.8	57.2	Peak	88.2	31.0	H
5163.8	47.0	RMS	68.2	21.2	V
27540.2	51.1	Peak	88.2	37.1	H
27540.2	45.8	RMS	68.2	22.4	H

**Radiated Spurious – CH227**

Frequency	Level	Detector	Limit	Margin	Polar
MHz	dBµV/m	---	dBµV/m	dB	---
3542.0	56.0	Peak	74.0	18.0	H
3542.0	46.3	Average	54.0	7.7	H
21233.6	52.9	Peak	74.0	21.1	H
21233.6	40.1	Average	54.0	13.9	H
28340.1	52.3	Peak	88.2	35.9	H
28340.1	46.0	RMS	68.2	22.2	V

**1 GHz – 40 GHz, 802.11ax/be80, MCS0, Chain A**
**Radiated Spurious – CH183**

Frequency	Level	Detector	Limit	Margin	Polar
MHz	dB $\mu$ V/m	---	dB $\mu$ V/m	dB	---
4997.5	56.8	Peak	74.0	17.2	H
4997.5	46.0	Average	54.0	8.0	H
27459.4	52.6	Peak	88.2	35.6	H
27459.9	45.4	RMS	68.2	22.8	H

**Radiated Spurious – CH199**

Frequency	Level	Detector	Limit	Margin	Polar
MHz	dB $\mu$ V/m	---	dB $\mu$ V/m	dB	---
5160.0	57.0	Peak	88.2	31.2	H
5160.0	47.6	RMS	68.2	20.6	V
27779.9	46.9	RMS	68.2	21.3	H
27780.4	52.7	Peak	88.2	35.5	H

**Radiated Spurious – CH215**

Frequency	Level	Detector	Limit	Margin	Polar
MHz	dB $\mu$ V/m	---	dB $\mu$ V/m	dB	---
5160.0	57.8	Peak	88.2	30.4	V
5160.0	47.7	RMS	68.2	20.5	V
28099.8	52.0	Peak	88.2	36.2	V
28099.8	47.7	RMS	68.2	20.5	V

**1 GHz – 40 GHz, 802.11ax/be80, MCS0, Chain B**
**Radiated Spurious – CH183**

Frequency	Level	Detector	Limit	Margin	Polar
MHz	dB $\mu$ V/m	---	dB $\mu$ V/m	dB	---
5160.0	56.8	Peak	88.2	31.4	V
5160.0	48.8	RMS	68.2	19.4	V
27459.9	51.7	Peak	88.2	36.5	H
27459.9	44.6	RMS	68.2	23.6	H

**Radiated Spurious – CH199**

Frequency	Level	Detector	Limit	Margin	Polar
MHz	dB $\mu$ V/m	---	dB $\mu$ V/m	dB	---
5160.0	57.1	Peak	88.2	31.1	V
5160.0	48.9	RMS	68.2	19.3	H
27779.9	47.5	RMS	68.2	20.7	H
27780.4	51.2	Peak	88.2	37.0	V

**Radiated Spurious – CH215**

Frequency	Level	Detector	Limit	Margin	Polar
MHz	dB $\mu$ V/m	---	dB $\mu$ V/m	dB	---
5160.0	57.4	Peak	88.2	30.8	V
5160.0	49.5	RMS	68.2	18.7	V
28099.8	46.2	RMS	68.2	22.0	V
28101.3	52.2	Peak	88.2	36.0	H

**1 GHz – 40 GHz, 802.11ax/be80, MCS0, Chain A+B**

**Radiated Spurious – CH183**

Frequency	Level	Detector	Limit	Margin	Polar
MHz	dBµV/m	---	dBµV/m	dB	---
5160.0	58.0	Peak	88.2	30.2	H
5160.0	49.5	RMS	68.2	18.7	H
39093.3	56.3	Peak	74.0	17.7	H
39093.3	47.9	Average	54.0	<b>6.1</b>	V

**Radiated Spurious – CH199**

Frequency	Level	Detector	Limit	Margin	Polar
MHz	dBµV/m	---	dBµV/m	dB	---
5160.0	58.9	Peak	88.2	29.3	V
5160.0	50.8	RMS	68.2	17.4	V
27779.9	46.4	RMS	68.2	21.8	H
27780.4	52.5	Peak	88.2	35.7	H

**Radiated Spurious – CH215**

Frequency	Level	Detector	Limit	Margin	Polar
MHz	dBµV/m	---	dBµV/m	dB	---
5160.0	59.6	Peak	88.2	28.6	H
5160.0	50.8	RMS	68.2	17.4	H
28099.8	51.5	Peak	88.2	36.7	V
28099.8	47.3	RMS	68.2	20.9	V

**1 GHz – 40 GHz, 802.11ax/be160, MCS0, Chain A**
**Radiated Spurious – CH207**

Frequency	Level	Detector	Limit	Margin	Polar
MHz	dBμV/m	---	dBμV/m	dB	---
10776.0	59.9	Peak	74.0	14.1	V
10776.3	47.6	Average	54.0	6.4	V
27939.9	46.0	RMS	68.2	22.2	V
27940.3	51.9	Peak	88.2	36.3	V

**1 GHz – 40 GHz, 802.11ax/be160, MCS0, Chain B**
**Radiated Spurious – CH207**

Frequency	Level	Detector	Limit	Margin	Polar
MHz	dBμV/m	---	dBμV/m	dB	---
10776.9	47.5	Average	54.0	6.5	V
10777.2	58.7	Peak	74.0	15.3	H
27939.4	51.8	Peak	88.2	36.4	V
27939.9	47.2	RMS	68.2	21.0	V

**1 GHz – 40 GHz, 802.11ax/be160, MCS0, Chain A+B**
**Radiated Spurious – CH207**

Frequency	Level	Detector	Limit	Margin	Polar
MHz	dBμV/m	---	dBμV/m	dB	---
10800.2	47.6	Average	54.0	6.4	V
10800.8	59.4	Peak	74.0	14.6	V
27940.3	51.1	Peak	88.2	37.1	V
27940.3	46.8	RMS	68.2	21.4	V

**1 GHz – 40 GHz, 802.11be320, MCS0, Chain A**

**Radiated Spurious – CH191**

Frequency	Level	Detector	Limit	Margin	Polar
MHz	dBµV/m	---	dBµV/m	dB	---
10783.9	47.4	Average	54.0	6.6	V
10788.2	59.8	Peak	74.0	14.2	V
27619.9	47.1	RMS	68.2	21.1	H
27620.4	52.1	Peak	88.2	36.1	H

**1 GHz – 40 GHz, 802.11be320, MCS0, Chain B**

**Radiated Spurious – CH191**

Frequency	Level	Detector	Limit	Margin	Polar
MHz	dBµV/m	---	dBµV/m	dB	---
10775.1	58.7	Peak	74.0	15.3	H
10777.5	47.4	Average	54.0	6.6	V
27619.9	52.4	Peak	88.2	35.8	V
27619.9	47.2	RMS	68.2	21.0	H

**1 GHz – 40 GHz, 802.11be320, MCS0, Chain A+B**

**Radiated Spurious – CH191**

Frequency	Level	Detector	Limit	Margin	Polar
MHz	dBµV/m	---	dBµV/m	dB	---
10775.4	59.0	Peak	74.0	15.0	H
10777.2	47.6	Average	54.0	6.4	V
27619.9	51.9	Peak	88.2	36.3	H
27619.9	47.1	RMS	68.2	21.1	H