












# Annex C. Photographs

## C.1 Test Setup











### Radiated Test Setup



### C.2 Test Sample











Sample #01	
<p>Module Front</p> 	<p>Module Back</p> 
<p>Socket front</p> 	<p>Socket back</p> 
<p>Adaptor front (with absorber)</p> 	<p>Adaptor back</p> 
<p>Extender board</p> 	<p>Laptop</p> 
<p>Main Antenna</p> 	<p>Aux Antenna</p> 

**Sample #02**











<p>Module Front</p> 	<p>Module Back</p> 
<p>Socket front</p> 	<p>Socket back</p> 
<p>Adaptor front (with absorber)</p> 	<p>Adaptor back</p> 
<p>Extender board</p> 	<p>Laptop</p> 
<p>Main Antenna</p> 	<p>Aux Antenna</p> 













**Sample #03**

<p>Module Front</p>	<p>Module Back</p>
	
<p>Socket front</p>	<p>Socket back</p>
	
<p>Adaptor front (with absorber)</p>	<p>Adaptor back</p>
	
<p>Extender board</p>	<p>Laptop</p>
	
<p>Main Antenna</p>	<p>Aux Antenna</p>
	

**Sample #04**











<p>Module Front</p>	<p>Module Back</p>
	
<p>Socket front</p>	<p>Socket back</p>
	
<p>Adaptor front (with absorber)</p>	<p>Adaptor back</p>
	
<p>Extender board</p>	<p>Laptop</p>
	
<p>Main Antenna</p>	<p>Aux Antenna</p>
	

**Sample #05**

<p>Module Front</p>	<p>Module Back</p>
	
<p>Socket front</p>	<p>Socket back</p>
	
<p>Adaptor front (with absorber)</p>	<p>Adaptor back</p>
	
<p>Extender board</p>	<p>Laptop</p>
	
<p>Main Antenna</p>	<p>Aux Antenna</p>
	



**Sample #06**

<p>Module Front</p>	<p>Module Back</p>
	
<p>Socket front</p>	<p>Socket back</p>
	
<p>Adaptor front (with absorber)</p>	<p>Adaptor back</p>
	
<p>Extender board</p>	<p>Laptop</p>
	
<p>Main Antenna</p>	<p>Aux Antenna</p>
	

### **End of the report**

**This page is left intentionally blank and marks the last page of the test report.**