



# TEST REPORT

EUT Description	WLAN and BT, 2x2 PCIe M.2 1216 SD adapter card
Brand Name	Intel® Wi-Fi 6E AX211
Model Name	AX211D2WH
FCC ID	PD9AX211D2H
Date of Test Start/End	2022-02-15 / 2022-02-22
Features	802.11ax, Tri Band, 2x2 Wi-Fi 6E + Bluetooth® 5.2 (see section 5)

Applicant	Intel Mobile Communications
Address	100 Center Point Circle, Suite 200 Columbia, South Carolina 29210 USA
Contact Person	Steven Hackett
Telephone/Fax/ Email	steven.c.hackett@intel.com

Reference Standards	FCC CFR Title 47 Part 15 E (see section 1)
---------------------	---

Test Report identification	220117-04.TR17
Revision Control	Rev 00 This test report revision replaces any previous test report revision (see section 8)

The test results relate only to the samples tested.  
Reference to accreditation shall be used only by full reproduction of test report.

Issued by \_\_\_\_\_ Reviewed by \_\_\_\_\_

Khodor, RIDA  
(Test Engineer Lead)

Zayd, OUACHICHA  
(Technical Manager)

Intel Corporation S.A.S – WRF Lab  
425 rue de Goa – Le Cargo B6 - 06600, Antibes, France  
Tel. +33493001400 / Fax +33493001401

# Table of Contents

---

<b>1. Standards, reference documents and applicable test methods .....</b>	<b>3</b>
<b>2. General conditions, competences and guarantees .....</b>	<b>3</b>
<b>3. Environmental Conditions .....</b>	<b>3</b>
<b>4. Test samples .....</b>	<b>12</b>
<b>5. EUT Features .....</b>	<b>5</b>
<b>6. Remarks and comments .....</b>	<b>5</b>
<b>7. Test Verdicts summary .....</b>	<b>5</b>
7.1. 802.11 AX – U-NII- 5 TO U-NII-8.....	5
<b>8. Document Revision History .....</b>	<b>5</b>
<b>Annex A. Test &amp; System Description .....</b>	<b>6</b>
A.1 MEASUREMENT SYSTEM.....	6
A.2 TEST EQUIPMENT LIST .....	8
A.3 MEASUREMENT UNCERTAINTY EVALUATION .....	9
<b>Annex B. Test Results UNII-5 to UNII-8.....</b>	<b>10</b>
B.1 TEST CONDITIONS.....	10
B.2 RADIATED SPURIOUS EMISSION .....	12
<b>Annex C. Photographs .....</b>	<b>63</b>
C.1 TEST SETUP .....	63
C.2 TEST SAMPLE .....	64

## 1. Standards, reference documents and applicable test methods

FCC	1. FCC Title 47 eCFR part 15 – Subpart E - Unlicensed National Information Infrastructure Devices. 2021-02-08 Online edition
	2. FCC Title 47 eCFR part 15 – Subpart C – §15.209 Radiated emission limits; general requirements. 2021-02-08 Online edition
	3. FCC OET KDB 987594 D01 U-NII 6GHz General Requirements v01r02
	4. FCC OET KDB 987594 D02 U-NII 6 GHz EMC Measurement v01r01
	5. FCC OET KDB 987594 D03 U-NII 6 GHz QA v01
	6. FCC OET KDB 789033 D02 v02r01 General U-NII Test Procedures New Rules – Guidelines for compliance testing of Unlicensed National Information Infrastructure (U-NII) Devices (Part 15, Subpart E).
	7. ANSI C63.10-2013 American National Standard of Procedures for Compliance Testing of Unlicensed Wireless Devices.

## 2. General conditions, competences and guarantees

- ✓ Tests performed under FCC standards identified in section 1 are covered by A2LA accreditation.
- ✓ Intel Corporation SAS Wireless RF Lab (Intel WRF Lab) is an ISO/IEC 17025:2017 laboratory accredited by the American Association for Laboratory Accreditation (A2LA) with the certificate number 3478.01.
- ✓ Intel Corporation SAS Wireless RF Lab (Intel WRF Lab) is an Accredited Test Firm recognized by the FCC, with Designation Number FR0011.
- ✓ Intel Corporation SAS Wireless RF Lab (Intel WRF Lab) is an ISO/IEC 17025:2017 testing laboratory accredited by the French Committee for Accreditation (Cofrac) with the certificate number 1-6736.
- ✓ Intel WRF Lab only provides testing services and is committed to providing reliable, unbiased test results and interpretations.
- ✓ Intel WRF Lab is liable to the client for the maintenance of the confidentiality of all information related to the item under test and the results of the test.
- ✓ Intel WRF Lab has developed calibration and proficiency programs for its measurement equipment to ensure correlated and reliable results to its customers.
- ✓ This report is only referred to the item that has undergone the test.
- ✓ This report does not imply an approval of the product by the Certification Bodies or competent Authorities.

## 3. Environmental Conditions

- ✓ At the site where the measurements were performed the following limits were not exceeded during the tests:

Temperature	20.6°C ± 2.3°C
Humidity	26.2% ± 8.2%

## 4. Test samples

Sample	Control #	Description	Model	Serial #	Date of receipt	Note
#01	220117-04.S01	WiFi 6E Module	AX211D2WH	7C0DA7F5B6AD	2022-01-19	Used for 30 MHz-1 GHz Spurious Emissions tests
	180001-01.S21	Socket	Socket WsP/ThP /GfP/HrP	-	2021-06-07	
	200611-01.S09	Adapter	PowerBy SNJ A4	-	2020-11-30	
	200602-03.S06	Absorber	-	-	2020-07-03	
	200803-01.S01	Extender	Adexelec	139245	2020-08-31	
	220117-04.S16	Laptop	Latitude 5401	7GJLK13	2022-02-11	
	220117-04.S12	Antenna 6GHz	WRF-8dBi-PIFA-6G	-	2022-02-09	
	220117-04.S15	Antenna 6GHz	WRF-8dBi-PIFA-6G	-	2022-02-09	
#02	220117-04.S03	WiFi 6E Module	AX211D2WH	2C0DA7F5BA4F	2022-01-19	Used for 1 GHz-18 GHz Spurious Emissions tests
	180000-01.S02	Socket	1216SD to M.2	-	2017-08-09	
	210611-02.S17	Adaptor	PowerBy SNJ A4	-	2021-07-02	
	200602-03.S06	Absorber	-	-	2020-07-03	
	200611-03.S26	Extender	ADEXELEC	-	2020-07-01	
	170000-01.S01	Laptop	Latitude E5470	DBPLMC2	2017-03-28	
	220117-04.S12	Antenna 6GHz	WRF-8dBi-PIFA-6G	-	2022-02-09	
	220117-04.S15	Antenna 6GHz	WRF-8dBi-PIFA-6G	-	2022-02-09	
#03	220117-04.S01	WiFi 6E Module	AX211D2WH	7C0DA7F5B6AD	2022-01-19	Used for 18 GHz-40 GHz Spurious Emissions tests
	180001-01.S21	Socket	Socket WsP/ThP /GfP/HrP	-	2021-06-07	
	200611-01.S09	Adapter	PowerBy SNJ A4	-	2020-11-30	
	200602-03.S06	Absorber	-	-	2020-07-03	
	200611-03.S31	Extender	ADEXELEC	-	2020-08-19	
	200615-05.S09	Laptop	Latitude 5401	GVGLK13	2020-06-12	
	220117-04.S12	Antenna 6GHz	WRF-8dBi-PIFA-6G	-	2022-02-09	
	220117-04.S15	Antenna 6GHz	WRF-8dBi-PIFA-6G	-	2022-02-09	

### 5. EUT Features

The herein information is provided by the customer  
 Intel WRF Lab declines any responsibility for the accuracy of the stated customer provided information, especially if it has any impact on the correctness of test results presented in this report.

Brand Name	Intel® Wi-Fi 6E AX211				
Model Name	AX211D2WH				
Software Version	DRTU_00699_99.0.69C				
Driver Version	99.0.69.5				
Prototype / Production	Production				
Supported Radios	802.11b/g/n/ax	2.4GHz (2400.0 – 2483.5 MHz)			
	802.11a/n/ac/ax	5.2GHz (5150.0 – 5350.0 MHz)			
		5.6GHz (5470.0 – 5725.0 MHz)			
		5.8GHz (5725.0 – 5895.0 MHz)			
	802.11ax	6.0GHz (5925.0 - 7125.0MHz)			
	Bluetooth 5.2	2.4GHz (2400.0 – 2483.5 MHz)			
Antenna Information	Transmitter	Ant 1 (A) / Aux SISO Mode	Ant 2 (B) / Main SISO Mode	Ant 1 (A) / Aux MIMO Mode	Ant 2 (B) / Main MIMO Mode
	Manufacturer	Intel	Intel	Intel	Intel
	Model	PIFA	PIFA	PIFA	PIFA
	Part Number	WRF-8dBi-PIFA-6G	WRF-8dBi-PIFA-6G	WRF-8dBi-PIFA-6G	WRF-8dBi-PIFA-6G
	Declared Antenna gain (dBi)	+8.1 dBi	+8.1 dBi	+8.1dBi (Completely uncorrelated)	+8.1 dBi (Completely uncorrelated)
MIMO mode signal: Completely uncorrelated.					

### 6. Remarks and comments

1. No deviations were made from the test methods listed in section 1 of this report
2. This report only presents Radiated spurious emissions measurements, for the remaining test cases refer to report 220117-04.TR16

### 7. Test Verdicts summary

The statement of conformity to applicable standards in the table below are based on the measured values, without taking into account the measurement uncertainties.

#### 7.1. 802.11 ax – U-NII- 5 to U-NII-8

FCC Part	Test name	Verdict
15.407 (b) (5) 15.209	Undesirable emissions limits (radiated)	PASS

### 8. Document Revision History

Revision #	Modified by	Revision Details
Rev. 00	N.Bui	First Issue

# Annex A. Test & System Description

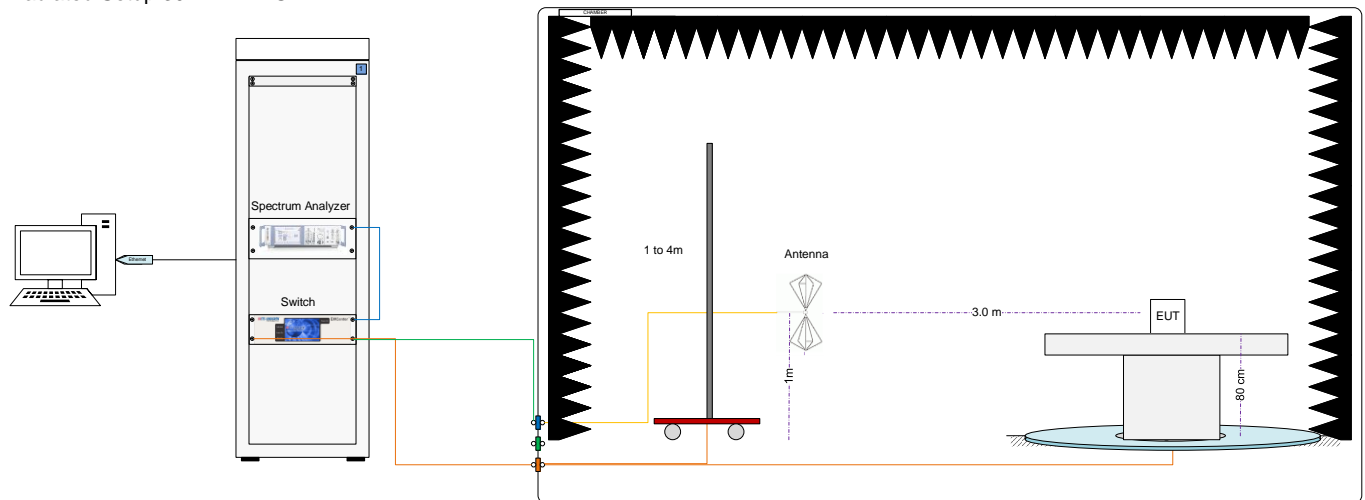
## A.1 Measurement System

Measurements were performed using the following setups, made in accordance to the general provisions of ANSI 63.10-2013

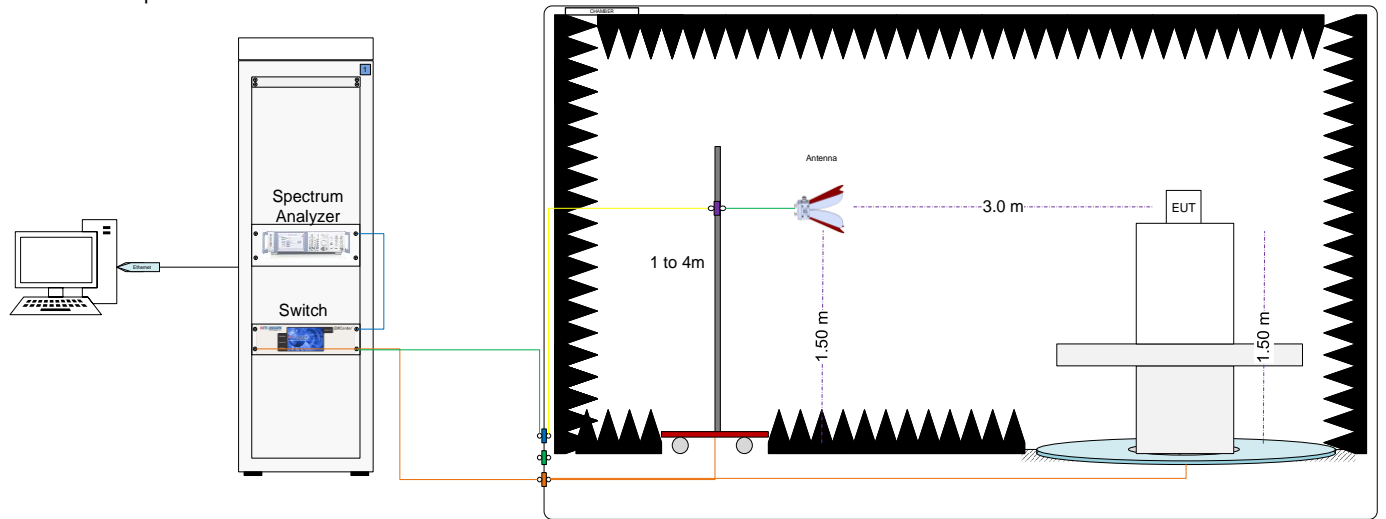
The DUT is installed in a test fixture and this test fixture is connected to a laptop computer and AC/DC power adapter. The laptop computer was used to configure the EUT to continuously transmit at a specified output power using all different modes and modulation schemes, using the Intel proprietary tool DRTU.

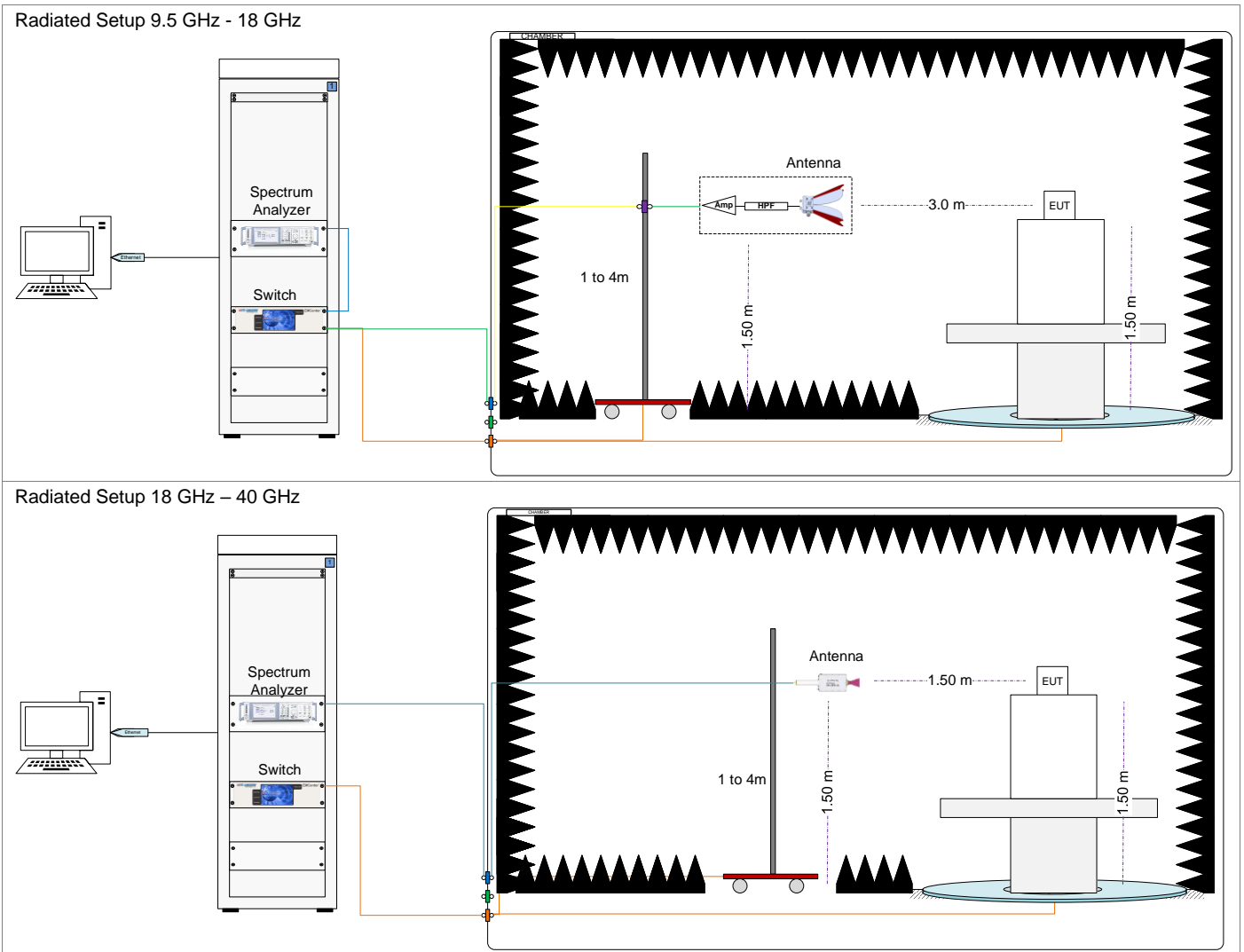
### Radiated test setup

#### Radiated Setup 30 MHz - 1 GHz



#### Radiated Setup 1 GHz – 9.5 GHz





### Sample Calculation

The spurious received voltage  $V(\text{dB}\mu\text{V})$  in the spectrum Analyzer is converted to Electric field strength using the transducer factor  $F$  corresponding to the Rx path Loss:

$$F (\text{dB/m}) = \text{Rx Antenna Factor (dB/m)} + \text{Cable losses (dB)} - \text{Amplifiers Gain (dBi)}$$

$$E (\text{dB}\mu\text{V/m}) = V(\text{dB}\mu\text{V}) + F (\text{dB/m})$$

For field strength measurements made at other than the distance at which the applicable limit is specified, the field strength of the emission at the distance specified by the limit is deduced as follows:

$$E_{\text{SpecLimit}} = E_{\text{Meas}} + 20 \cdot \log(D_{\text{Meas}}/D_{\text{SpecLimit}})$$

where

$E_{\text{SpecLimit}}$  is the field strength of the emission at the distance specified by the limit, in  $\text{dB}\mu\text{V/m}$

$E_{\text{Meas}}$  is the field strength of the emission at the measurement distance, in  $\text{dB}\mu\text{V/m}$

$D_{\text{Meas}}$  is the measurement distance, in m

$D_{\text{SpecLimit}}$  is the distance specified by the limit, in m

## A.2 Test Equipment List

### Radiated Setup #1

ID#	Device	Type/Model	Serial #	Manufacturer	Cal. Date	Cal. Due Date
006-000	Anechoic chamber	FACT 3	5720	ETS Lindgren	2022-01-12	2024-01-12
006-001	Turntable	-	-	ETS Lindgren	NA	NA
006-008	Measurement Software v11.30.00	EMC32	100623	Rohde & Schwarz	N/A	N/A
147-000	Spectrum analyzer	FSW43	101847	Rohde & Schwarz	2020-11-02	2022-11-02
006-002	Switch & Positioning	EMC center	00159757	ETS Lindgren	N/A	N/A
006-011	Boresight antenna mast	BAM4.0-P	P/278/2890.01	Maturo	N/A	N/A
006-019	Biconical antenna 30 MHz – 1 GHz	UBAA9115 + BBVU9135 + DGA9552N	0286 + CH 9044	Schwarzbeck	2022-02-01	2024-02-01
006-020	Double Ridged Horn Antenna 1 GHz – 18 GHz	3117	00157734	ETS Lindgren	2021-08-05	2023-08-05
057-000	Horn Antenna 3117 + Amplifier + HPF9.5	3117	00167062+00169546	ETS-Lindgren	2020-06-15	2022-06-15
007-008	Double Horn Ridged antenna	3116C-PA	00169308bis + 00196308	ETS-Lindgren	2021-08-05	2023-08-05
006-058	RF Cable 7.5m	TestPro5	20 50 162	Radiall	2022-02-08	2022-08-08
006-051	RF Cable 1.0m	CBL-1.5M-SMSM+	202879	Mini-Circuits	2022-02-02	2022-08-02
006-030	RF Cable 1.2m	UFA147A-0-0480-200200	MFR 64639223720-003	Micro-coax	2022-02-02	2022-08-02
006-034	RF Cable 1.0m	UFA147A	-	Utilflex	2022-02-02	2022-08-02
006-036	RF Cable 1.0m	UFB311A-0-0590-50U50U	MFR 64639 223230-001	Micro-coax	2022-02-02	2022-08-02
006-038	RF Cable 7.0m	R286304009	-	Radiall	2022-02-02	2022-08-02
006-039	RF Cable 2.5m	0500990992500KE	19.23.395	Radiall	2022-02-02	2022-08-02
365-000	Temperature & Humidity logger	RA12E-TH1-RAS	00-80-A3-E1-6E-55	Avtech	2021-03-08	2023-03-08

N/A: Not Applicable

### Radiated Setup #2

ID#	Device	Type/Model	Serial #	Manufacturer	Cal. Date	Cal. Due Date
007-000	Anechoic chamber	RFD-FA-100	5996	ETS Lindgren	2021-09-14	2023-09-14
007-002	Turntable	-	-	ETS Lindgren	N/A	N/A
007-003	Antenna Tower	2171B-3.0M	00150123	ETS Lindgren	N/A	N/A
007-006	Switch & Positioner	EMCenter	00151232	ETS Lindgren	N/A	N/A
007-005	Measurement SW, V11.20.00	EMC32	100401	Rohde & Schwarz	N/A	N/A
127-000	Spectrum Analyzer	FSV40	101358	Rohde & Schwarz	2021-01-15	2023-01-15
007-007	Double Ridge Horn (1-18GHz)	3117	00152266	ETS Lindgren	2020-03-18	2022-03-18
057-000	Horn Antenna 3117 + Amplifier + HPF9.5	3117	00167062+00169546	ETS-Lindgren	2020-06-15	2022-06-15
007-008	Double Horn Ridged antenna	3116C-PA	00169308bis + 00196308	ETS-Lindgren	2021-08-05	2023-08-05
007-022	RF Cable 1-18GHz, 1.5m	0501050991200GX	19.23.493	Radiall	2022-02-03	2022-08-03
007-020	RF Cable 1-18GHz, 1.2 m	2301761761200PJ	12.22.1104	Radiall	2022-02-03	2022-08-03
007-011	RF Cable 1-18GHz – 6.5m	140-8500-11-51	001	Spectrum	2022-02-03	2022-08-03
007-015	RF Cable 1GHz-18GHz 1.5m	-	-	Spirent	2022-02-03	2022-08-03
007-014	RF Cable 18-40 GHz 6m	R286304009	1747364	Radiall	2022-02-03	2022-08-03
007-023	RF Cable 1m DC-40GHz	PE360-100CM	-	Pasternack	2022-02-03	2022-08-03
007-018	RF Cable 1-9.5GHz 1.2m	0500990991200KE	-	Radiall	2022-02-03	2022-08-03
325-000	Temp & Humidity Logger	RA12E-TH1-RAS	RA12-B9B7C6	Avtech	2022-01-17	2024-01-17

N/A: Not Applicable



## Shared Radiated Equipment

ID#	Device	Type/Model	Serial #	Manufacturer	Cal. Date	Cal. Due Date
412-000	DRTU Power finder V2.0	-	-	Intel	NA	NA
139-000	Power Sensor	NRP-Z81	104383	Rohde & Schwarz	2021-04-07	2023-04-07
140-000	Power Sensor	NRP-Z81	104382	Rohde & Schwarz	2020-04-08	2022-04-08

N/A: Not Applicable

### A.3 Measurement Uncertainty Evaluation

The system uncertainty evaluation is shown in the below table with a coverage factor of  $k = 2$  to indicate a 95% level of confidence:

Measurement type	Uncertainty	Unit
Radiated tests <1GHz	$\pm 6.07$	dB
Radiated tests 1GHz – 40 GHz	$\pm 6.04$	dB

# Annex B. Test Results UNII-5 to UNII-8

The herein test results were performed by:

Test case measurement	Test Personnel
Radiated spurious emissions	K.Khatib, R.Simonini, N.Bui

## B.1 Test Conditions

For 802.11ax20 (20 MHz channel bandwidth), 802.11ax40 (40MHz channel bandwidth), 802.11ax80 (80MHz channel bandwidth) and 802.11ax160 (160MHz channel bandwidth) modes the EUT can transmit at both CHAIN A and CHAIN B RF outputs individually, and also simultaneously.

The conducted RF output power at each chain was adjusted according to target values from the following table using the Intel DRTU tool and measuring the power by using a power meter.

Measured values for adjustment were within +/- 0.25 dB from the declared target values.

UNII-5 to UNII-8					Conducted Power, Target Value (dBm)		
Mode	BW (MHz)	Data Rate	CH #	Freq. (MHz)	SISO Chain A	SISO Chain B	MIMO at each ports A and B
802.11ax20	20	HE0	1	5955	21	21	21
			45	6175	21	21	21
			93	6415	21	21	21
			97	6435	19	19	16
			105	6475	19	19	16
			113	6515	19	19	16
			117	6535	21	21	21
			149	6695	21	21	21
			181	6855	21	21	21
			185	6875	19	19	16
			209	7095	19	19	16
			233	7115	19	19	16
802.11ax40	40	HE0	3	5965	21	21	21
			43	6165	21	21	21
			91	6405	21	21	21
			99	6445	19	19	16
			107	6485	19	19	16
			115	6525	19	19	16
			147	6685	21	21	21
			179	6845	21	21	21
			187	6885	19	19	16
227	7085	19	19	16			
802.11ax80	80	HE0	7	5985	21	21	21
			39	6145	21	21	21
			87	6385	21	21	21
			103	6465	19	19	16
			119	6545	19	19	16
			135	6625	21	21	21
			167	6785	21	21	21
			183	6865	19	19	16
			199	6945	19	19	16
215	7025	19	19	16			
802.11ax160	160	HE0	15	6015	21	21	21
			79	6345	21	21	21
			111	6175	19	19	16
			143	6335	21	20	20
			207	6985	16	17	16

The following data rates were selected based on preliminary testing that identified those rates as the worst cases for output power and spurious levels at the band edges:

Transmission Mode	Mode	Bandwidth (MHz)	Worst Case Data Rate
SISO	802.11ax	20/40/80/160	HE0
MIMO	802.11ax	20/40/80/160	HE0

## B.2 Radiated spurious emission

### Standard references

FCC part	Limits																				
15.407 (b) (5)	For transmitters operating within the 5.925-7.125 GHz band: Any emissions outside of the 5.925-7.125 GHz band must not exceed an e.i.r.p. of -27 dBm/MHz.																				
15.35 (b)	When average radiated emission measurements are specified in this part, including average emission measurements below 1000 MHz, there also is a limit on the peak level of the radio frequency emissions. Unless otherwise specified, e.g., see §§15.250, 15.252, 15.253(d), 15.255, 15.256, and 15.509 through 15.519, the limit on peak radio frequency emissions is 20 dB above the maximum permitted average emission limit applicable to the equipment under test.																				
15.407 (b) (8)	Unwanted emissions below 1 GHz must comply with the general field strength limits set forth in FCC Part 15.209.																				
15.209	<p>Radiated emissions which fall in the restricted bands, as defined in §15.205(a), must also comply with the radiated emission limits specified in §15.209(a):</p> <table border="1" data-bbox="418 831 1345 1043"> <thead> <tr> <th>Freq Range (MHz)</th> <th>Field Strength (<math>\mu\text{V}/\text{m}</math>)</th> <th>Field Strength (<math>\text{dB}\mu\text{V}/\text{m}</math>)</th> <th>Meas. Distance (m)</th> </tr> </thead> <tbody> <tr> <td>30-88</td> <td>100</td> <td>40</td> <td>3</td> </tr> <tr> <td>88-216</td> <td>150</td> <td>43.5</td> <td>3</td> </tr> <tr> <td>216-960</td> <td>200</td> <td>46</td> <td>3</td> </tr> <tr> <td>Above 960</td> <td>500</td> <td>54</td> <td>3</td> </tr> </tbody> </table> <p>The emission limits shown in the above table are based on measurements employing CISPR quasi-peak detector except for the frequency bands above 1000 MHz. Radiated emission limits in this band is based on measurements employing an average detector.</p> <p>For average radiated emission measurements above 1000 MHz, there is also a limit specified when measuring with peak detector function, corresponding to 20 dB above the indicated values in the table.</p>	Freq Range (MHz)	Field Strength ( $\mu\text{V}/\text{m}$ )	Field Strength ( $\text{dB}\mu\text{V}/\text{m}$ )	Meas. Distance (m)	30-88	100	40	3	88-216	150	43.5	3	216-960	200	46	3	Above 960	500	54	3
Freq Range (MHz)	Field Strength ( $\mu\text{V}/\text{m}$ )	Field Strength ( $\text{dB}\mu\text{V}/\text{m}$ )	Meas. Distance (m)																		
30-88	100	40	3																		
88-216	150	43.5	3																		
216-960	200	46	3																		
Above 960	500	54	3																		

### Test procedure

The radiated setups shown in section *Test & System Description* were used to measure the radiated spurious emissions.

Depending of the frequency range and bands being tested, different antennas and filters were used.

- For frequencies less than or equal to 1000 MHz, measurements were made with the CISPR quasi-peak detector with a resolution bandwidth of 120kHz and a video bandwidth 3 times of the resolution bandwidth.
- For restricted bands, measurements above 1000 MHz were performed using average and peak detectors with a minimum resolution bandwidth of 1 MHz and a video bandwidth 3 times of the resolution bandwidth
- For unrestricted bands, measurements above 1000 MHz were performed using RMS and peak detectors with a minimum resolution bandwidth of 1 MHz and a video bandwidth 3 times of the resolution bandwidth

The final measurement is performed by varying the antenna height from 1 m to 4 m, the EUT rotating in azimuth over 360° for both vertical and horizontal polarizations.

The radiated spurious emission was measured on the worst case EUT configuration selected from the chapter B.1 and using the low, middle and high channels.

## Test Results

**Radiated spurious - 30 MHz to 1 GHz****All modes**

Frequency	Level	Detector	Limit	Margin	Polar
MHz	dB $\mu$ V/m	---	dB $\mu$ V/m	dB	---
31.7	25.1	Quasi-Peak	40.0	14.9	V
49.2	25.5	Quasi-Peak	40.0	14.5	V

Note 1: The spurious signals detected do not depend on either the operating channel or the modulation mode.

**Radiated spurious – 1 GHz to 40 GHz**UNII 5**802.11ax20, HE0, Chain A****CH1**

Frequency	Level	Detector	Limit	Margin	Polar
MHz	dB $\mu$ V/m	---	dB $\mu$ V/m	dB	---
1749.4	42.6	RMS	68.2	25.6	V
1749.9	52.3	Peak	88.2	35.9	V
7146.0	53.3	Peak	88.2	34.9	V
7146.0	45.4	RMS	68.2	22.8	V
11906.0	42.1	Average	54.0	11.8	V
11908.3	52.0	Peak	74.0	22.0	V
39657.3	57.2	Peak	74.0	16.8	V
39657.8	47.6	Average	54.0	6.4	H

## CH45

Frequency	Level	Detector	Limit	Margin	Polar
MHz	dB $\mu$ V/m	---	dB $\mu$ V/m	dB	---
1966.2	39.5	RMS	68.2	28.7	V
1968.1	51.2	Peak	88.2	37.0	V
4939.8	52.4	Peak	74.0	21.6	V
4939.8	44.7	Average	54.0	9.3	V
7409.9	46.7	Average	54.0	7.3	V
7410.4	53.3	Peak	74.0	20.7	V
12347.0	50.7	Peak	74.0	23.3	V
12348.0	40.1	Average	54.0	13.9	V
24699.7	47.7	Peak	88.2	40.5	H
24699.7	41.0	RMS	68.2	27.2	V

## CH93

Frequency	Level	Detector	Limit	Margin	Polar
MHz	dB $\mu$ V/m	---	dB $\mu$ V/m	dB	---
2210.8	36.9	Average	54.0	17.1	V
2211.7	46.5	Peak	74.0	27.5	V
5131.9	48.2	Average	54.0	5.8	V
5132.4	55.0	Peak	74.0	19.0	V
17792.7	49.0	Peak	74.0	25.0	H
17792.7	39.8	Average	54.0	14.2	V
19245.7	41.1	Average	54.0	12.8	V
19250.6	49.1	Peak	74.0	24.9	H
25659.4	49.5	Peak	88.2	38.7	H
25659.9	43.1	RMS	68.2	25.1	H

## 802.11ax20, HE0, Chain B

### CH1

Frequency	Level	Detector	Limit	Margin	Polar
MHz	dB $\mu$ V/m	---	dB $\mu$ V/m	dB	---
1750.4	40.9	RMS	68.2	27.3	V
1752.2	50.2	Peak	88.2	38.0	V
7141.2	54.7	Peak	88.2	33.5	H
7146.0	45.6	RMS	68.2	22.6	V
11907.4	50.2	Peak	74.0	23.8	V
11908.8	40.6	Average	54.0	13.4	V
39967.2	47.6	Average	54.0	6.4	V
39968.2	57.6	Peak	74.0	16.4	V

### CH45

Frequency	Level	Detector	Limit	Margin	Polar
MHz	dB $\mu$ V/m	---	dB $\mu$ V/m	dB	---
1969.5	39.2	RMS	68.2	29.0	V
1977.0	48.9	Peak	88.2	39.3	V
4939.8	43.3	Average	54.0	10.7	V
4939.8	53.0	Peak	74.0	21.1	V
7397.7	54.6	Peak	74.0	19.4	H
7410.4	44.0	Average	54.0	10.0	V
12348.0	52.0	Peak	74.0	22.0	H
12348.9	41.6	Average	54.0	12.4	H
24699.7	40.8	RMS	68.2	27.4	V
24701.2	49.1	Peak	88.2	39.1	V

**CH93**

Frequency	Level	Detector	Limit	Margin	Polar
MHz	dBµV/m	---	dBµV/m	dB	---
2209.8	46.2	Peak	74.0	27.8	V
2209.8	36.1	Average	54.0	17.9	V
2655.6	38.0	Average	54.0	16.0	H
2655.6	50.5	Peak	74.0	23.5	H
5131.9	53.8	Peak	74.0	20.2	V
5131.9	48.2	Average	54.0	5.8	V
7698.5	53.4	Peak	74.0	20.6	V
7698.5	44.0	Average	54.0	10.0	V
12830.1	40.1	RMS	68.2	28.1	H
12831.5	49.6	Peak	88.2	38.6	H
19245.7	51.0	Peak	74.0	23.0	V
19245.7	40.8	Average	54.0	13.2	V
25659.9	54.9	Peak	88.2	33.3	V
25659.9	46.9	RMS	68.2	21.3	V

**802.11ax20, HE0, Chain A+B**
**CH1**

Frequency	Level	Detector	Limit	Margin	Polar
MHz	dBµV/m	---	dBµV/m	dB	---
1749.4	54.0	Peak	88.2	34.2	V
1749.4	43.7	RMS	68.2	24.5	V
4763.6	51.3	Peak	74.0	22.7	V
4764.1	43.0	Average	54.0	11.1	V
7146.0	54.1	Peak	88.2	34.1	V
7146.0	47.6	RMS	68.2	20.6	V
11910.7	43.1	Average	54.0	10.9	V
11911.6	52.7	Peak	74.0	21.3	V
23817.8	52.8	Peak	74.0	21.2	H
23818.8	44.0	Average	54.0	10.0	H



## CH45

Frequency	Level	Detector	Limit	Margin	Polar
MHz	dB $\mu$ V/m	---	dB $\mu$ V/m	dB	---
1968.1	41.1	RMS	68.2	27.1	V
1970.4	51.0	Peak	88.2	37.2	V
4939.8	47.2	Average	54.0	6.8	V
4940.2	53.4	Peak	74.0	20.6	V
7409.9	47.2	Average	54.0	6.8	V
7410.4	54.8	Peak	74.0	19.2	V
12347.0	52.5	Peak	74.0	21.5	H
12347.0	45.0	Average	54.0	9.0	H
24697.8	54.8	Peak	88.2	33.4	V
24698.3	47.8	RMS	68.2	20.4	V

## CH93

Frequency	Level	Detector	Limit	Margin	Polar
MHz	dB $\mu$ V/m	---	dB $\mu$ V/m	dB	---
2209.8	49.2	Peak	74.0	24.8	V
2209.8	37.5	Average	54.0	16.5	V
5131.9	55.1	Peak	74.0	18.9	V
5131.9	49.6	Average	54.0	4.4	V
7698.0	53.2	Peak	74.0	20.8	V
7698.0	45.2	Average	54.0	8.8	V
12831.1	51.9	Peak	88.2	36.3	H
12831.1	41.2	RMS	68.2	27.0	H
19237.4	41.6	Average	54.0	12.3	V
19238.8	50.6	Peak	74.0	23.4	V
25653.1	53.8	Peak	88.2	34.4	V
25653.1	45.5	RMS	68.2	22.6	V

## 802.11ax40, HE0, Chain A

### CH3

Frequency	Level	Detector	Limit	Margin	Polar
MHz	dBμV/m	---	dBμV/m	dB	---
1757.0	40.5	RMS	68.2	27.7	V
1759.8	50.9	Peak	88.2	37.3	V
4772.1	42.3	Average	54.0	11.7	V
4772.1	51.4	Peak	74.0	22.6	V
7158.2	54.6	Peak	88.2	33.6	V
7158.2	46.9	RMS	68.2	21.3	V
11928.2	49.2	Peak	74.0	24.8	V
11928.6	40.0	Average	54.0	14.0	V
39893.9	56.7	Peak	74.0	17.3	H
39893.9	47.5	Average	54.0	6.5	H

### CH43

Frequency	Level	Detector	Limit	Margin	Polar
MHz	dBμV/m	---	dBμV/m	dB	---
1958.1	47.9	Peak	88.2	40.3	V
1960.0	38.3	RMS	68.2	29.9	V
4931.7	52.7	Peak	74.0	21.3	V
4931.7	44.6	Average	54.0	9.4	V
7398.1	53.7	Peak	74.0	20.3	V
7398.1	46.8	Average	54.0	7.2	V
12329.1	47.9	Peak	74.0	26.1	H
12329.1	39.3	Average	54.0	14.7	H
39641.6	56.8	Peak	74.0	17.2	V
39641.6	47.7	Average	54.0	6.3	V

**CH91**

Frequency	Level	Detector	Limit	Margin	Polar
MHz	dB $\mu$ V/m	---	dB $\mu$ V/m	dB	---
5123.4	53.6	Peak	74.0	20.4	V
5123.9	48.2	Average	54.0	5.8	V
7686.2	44.3	Average	54.0	9.7	V
7686.7	53.8	Peak	74.0	20.2	H
17802.6	48.3	Peak	74.0	25.7	V
17802.6	39.0	Average	54.0	14.9	V
19214.9	38.7	Average	54.0	15.3	V
19215.4	47.4	Peak	74.0	26.6	V
25619.8	43.1	RMS	68.2	25.1	H
25620.3	49.6	Peak	88.2	38.5	V

**802.11ax40, HE0, Chain B****CH3**

Frequency	Level	Detector	Limit	Margin	Polar
MHz	dB $\mu$ V/m	---	dB $\mu$ V/m	dB	---
1754.1	37.7	RMS	68.2	30.5	V
1761.2	48.1	Peak	88.2	40.0	V
7158.2	45.1	RMS	68.2	23.1	V
7159.7	53.2	Peak	88.2	35.0	V
11933.8	48.4	Peak	74.0	25.6	V
11933.8	39.5	Average	54.0	14.5	V
39990.7	47.5	Average	54.0	6.5	H
39991.2	55.4	Peak	74.0	18.6	V

## CH43

Frequency	Level	Detector	Limit	Margin	Polar
MHz	dB $\mu$ V/m	---	dB $\mu$ V/m	dB	---
1957.7	47.3	Peak	88.2	40.9	V
1962.9	37.2	RMS	68.2	30.9	V
4932.2	53.3	Peak	74.0	20.7	V
4932.2	46.2	Average	54.0	7.8	V
7398.1	44.9	Average	54.0	9.1	V
7398.6	53.3	Peak	74.0	20.7	H
12325.8	39.5	Average	54.0	14.5	H
12327.2	48.5	Peak	74.0	25.5	H
39994.1	55.8	Peak	74.0	18.2	V
39994.1	47.6	Average	54.0	6.4	V

## CH91

Frequency	Level	Detector	Limit	Margin	Polar
MHz	dB $\mu$ V/m	---	dB $\mu$ V/m	dB	---
5123.9	54.1	Peak	74.0	19.9	V
5123.9	48.4	Average	54.0	5.6	V
7686.2	44.5	Average	54.0	9.5	V
7686.7	53.6	Peak	74.0	20.4	H
12805.6	39.7	RMS	68.2	28.5	H
12806.5	49.4	Peak	88.2	38.8	H
19214.9	38.3	Average	54.0	15.7	V
19215.9	46.3	Peak	74.0	27.7	H
25619.8	52.2	Peak	88.2	36.0	V
25619.8	45.0	RMS	68.2	23.2	V

**802.11ax40, HE0, Chain A+B**
**CH3**

Frequency	Level	Detector	Limit	Margin	Polar
MHz	dB $\mu$ V/m	---	dB $\mu$ V/m	dB	---
1762.6	41.2	RMS	68.2	27.0	V
1766.4	50.2	Peak	88.2	38.0	V
4772.1	43.3	Average	54.0	10.7	V
4772.1	51.4	Peak	74.0	22.6	V
7158.2	53.9	Peak	88.2	34.3	V
7158.2	47.5	RMS	68.2	20.7	V
11929.1	48.9	Peak	74.0	25.1	V
11929.1	40.7	Average	54.0	13.3	V
23866.7	44.3	Average	54.0	9.7	H
23870.1	52.5	Peak	74.0	21.5	H

**CH43**

Frequency	Level	Detector	Limit	Margin	Polar
MHz	dB $\mu$ V/m	---	dB $\mu$ V/m	dB	---
1956.7	49.7	Peak	88.2	38.5	V
1959.1	39.2	RMS	68.2	28.9	V
4931.7	54.3	Peak	74.0	19.7	V
4932.2	47.5	Average	54.0	6.5	V
7398.1	47.1	Average	54.0	6.9	V
7398.6	54.0	Peak	74.0	20.0	V
12330.0	50.6	Peak	74.0	23.4	H
12330.0	40.8	Average	54.0	13.2	H
24661.6	53.9	Peak	88.2	34.3	V
24661.6	45.8	RMS	68.2	22.4	V

**CH91**

Frequency	Level	Detector	Limit	Margin	Polar
MHz	dBµV/m	---	dBµV/m	dB	---
5123.9	54.1	Peak	74.0	19.9	V
5123.9	50.0	Average	54.0	4.0	V
7686.2	45.4	Average	54.0	8.6	V
7686.7	54.0	Peak	74.0	20.0	V
12808.4	39.6	RMS	68.2	28.6	H
12808.9	48.4	Peak	88.2	39.8	V
19216.4	48.4	Peak	74.0	25.6	H
19216.8	39.5	Average	54.0	14.5	V
25618.8	51.4	Peak	88.2	36.8	H
25619.8	43.6	RMS	68.2	24.6	H

**802.11ax80, HE0, Chain A****CH7**

Frequency	Level	Detector	Limit	Margin	Polar
MHz	dBµV/m	---	dBµV/m	dB	---
1773.0	48.8	Peak	88.2	39.4	V
1780.6	39.1	RMS	68.2	29.1	V
4788.2	51.9	Peak	74.0	22.1	V
4788.2	44.2	Average	54.0	9.8	V
7181.9	49.1	RMS	68.2	19.1	V
7182.3	55.9	Peak	88.2	32.3	V
11989.6	39.1	Average	54.0	14.9	V
11989.6	50.8	Peak	74.0	23.2	V
39934.0	55.4	Peak	74.0	18.6	H
39935.0	47.8	Average	54.0	6.2	V

**CH39**

Frequency	Level	Detector	Limit	Margin	Polar
MHz	dBµV/m	---	dBµV/m	dB	---
1938.3	37.3	RMS	68.2	30.9	V
1943.5	47.3	Peak	88.2	40.9	V
4916.1	46.7	Average	54.0	7.3	V
4916.6	52.7	Peak	74.0	21.3	V
7374.1	47.9	Average	54.0	6.1	V
7374.5	55.0	Peak	74.0	19.0	V
17801.2	49.0	Peak	74.0	24.9	V
17801.7	39.5	Average	54.0	14.5	V
39958.9	55.9	Peak	74.0	18.1	H
39959.4	47.4	Average	54.0	6.6	V

**CH87**

Frequency	Level	Detector	Limit	Margin	Polar
MHz	dBµV/m	---	dBµV/m	dB	---
5107.9	54.8	Peak	74.0	19.2	V
5107.9	49.8	Average	54.0	4.2	V
7662.1	53.8	Peak	74.0	20.2	V
7662.1	46.4	Average	54.0	7.6	V
17799.3	51.3	Peak	74.0	22.7	H
17799.3	39.3	Average	54.0	14.7	H
39673.9	57.6	Peak	74.0	16.4	V
39675.4	47.5	Average	54.0	6.5	V

## 802.11ax80, HE0, Chain B

### CH7

Frequency	Level	Detector	Limit	Margin	Polar
MHz	dB $\mu$ V/m	---	dB $\mu$ V/m	dB	---
1777.8	46.9	Peak	88.2	41.3	V
1783.4	36.6	RMS	68.2	31.6	V
4787.7	42.9	Average	54.0	11.2	V
4787.7	51.9	Peak	74.0	22.1	H
7182.3	54.8	Peak	88.2	33.4	V
7182.3	46.5	RMS	68.2	21.7	V
17803.1	39.1	Average	54.0	14.9	H
17806.4	50.7	Peak	74.0	23.3	H
39849.4	47.6	Average	54.0	6.4	H
39849.9	56.9	Peak	74.0	17.1	V

### CH39

Frequency	Level	Detector	Limit	Margin	Polar
MHz	dB $\mu$ V/m	---	dB $\mu$ V/m	dB	---
1930.3	36.0	RMS	68.2	32.2	V
1938.3	46.3	Peak	88.2	41.9	V
4915.7	54.5	Peak	74.0	19.5	V
4916.1	48.0	Average	54.0	6.0	V
7374.1	53.6	Peak	74.0	20.4	V
7374.1	46.6	Average	54.0	7.4	V
17792.7	38.8	Average	54.0	15.2	H
17793.6	50.4	Peak	74.0	23.6	H
39836.2	47.9	Average	54.0	6.1	V
39838.7	55.7	Peak	74.0	18.3	V



**CH87**

Frequency	Level	Detector	Limit	Margin	Polar
MHz	dB $\mu$ V/m	---	dB $\mu$ V/m	dB	---
5107.9	54.1	Peak	74.0	19.9	V
5107.9	48.3	Average	54.0	5.7	V
7662.1	54.4	Peak	74.0	19.6	V
7662.1	46.5	Average	54.0	7.5	V
17798.8	49.3	Peak	74.0	24.7	H
17799.8	39.2	Average	54.0	14.8	H
25539.6	43.1	RMS	68.2	25.1	H
25540.6	49.4	Peak	88.2	38.8	H

**802.11ax80, HE0, Chain A+B****CH7**

Frequency	Level	Detector	Limit	Margin	Polar
MHz	dB $\mu$ V/m	---	dB $\mu$ V/m	dB	---
1776.8	38.6	RMS	68.2	29.6	V
1790.0	51.5	Peak	88.2	36.7	V
4788.2	52.4	Peak	74.0	21.6	V
4788.2	45.5	Average	54.0	8.6	V
7181.9	56.4	Peak	88.2	31.8	V
7182.3	49.8	RMS	68.2	18.4	V
17793.2	39.5	Average	54.0	14.5	H
17812.5	50.3	Peak	74.0	23.7	V
23939.0	50.0	Peak	74.0	24.0	V
23940.0	41.9	Average	54.0	12.1	H

## CH39

Frequency	Level	Detector	Limit	Margin	Polar
MHz	dBµV/m	---	dBµV/m	dB	---
1935.0	38.2	RMS	68.2	29.9	V
1940.2	48.5	Peak	88.2	39.6	V
4916.1	54.8	Peak	74.0	19.2	V
4916.1	48.8	Average	54.0	5.2	V
7374.1	54.4	Peak	74.0	19.6	V
7374.1	49.8	Average	54.0	4.2	V
12316.3	40.5	Average	54.0	13.5	H
12316.8	52.0	Peak	74.0	21.9	H
24579.5	43.3	RMS	68.2	24.9	V
24580.4	51.3	Peak	88.2	36.9	V

## CH87

Frequency	Level	Detector	Limit	Margin	Polar
MHz	dBµV/m	---	dBµV/m	dB	---
5107.9	55.3	Peak	74.0	18.7	V
5107.9	51.2	Average	54.0	2.8	V
7662.1	54.8	Peak	74.0	19.2	V
7662.1	42.5	Average	54.0	11.4	V
12778.2	50.5	Peak	88.2	37.7	H
12778.2	39.8	RMS	68.2	28.4	H
19154.8	38.7	Average	54.0	15.3	H
19155.2	48.2	Peak	74.0	25.8	H
25539.6	50.9	Peak	88.2	37.3	V
25539.6	44.9	RMS	68.2	23.3	V

## 802.11ax160, HE0, Chain A

### CH15

Frequency	Level	Detector	Limit	Margin	Polar
MHz	dB $\mu$ V/m	---	dB $\mu$ V/m	dB	---
4819.8	45.9	Average	54.0	8.1	V
4820.3	52.7	Peak	74.0	21.3	V
7230.0	54.7	Peak	88.2	33.5	V
7230.0	48.8	RMS	68.2	19.4	V
14997.6	49.2	Peak	88.2	39.0	H
14999.5	37.9	RMS	68.2	30.3	H
39636.3	56.2	Peak	74.0	17.8	H
39637.2	47.9	Average	54.0	6.1	V

### CH79

Frequency	Level	Detector	Limit	Margin	Polar
MHz	dB $\mu$ V/m	---	dB $\mu$ V/m	dB	---
5076.2	54.2	Peak	74.0	19.8	V
5076.2	49.9	Average	54.0	4.1	V
7613.5	54.5	Peak	74.0	19.5	V
7613.9	46.8	Average	54.0	7.2	V
17813.0	49.6	Peak	74.0	24.4	H
17818.7	39.0	Average	54.0	15.0	H
25379.8	41.0	RMS	68.2	27.2	V
25380.3	48.3	Peak	88.2	39.9	V

## 802.11ax160, HE0, Chain B

### CH15

Frequency	Level	Detector	Limit	Margin	Polar
MHz	dB $\mu$ V/m	---	dB $\mu$ V/m	dB	---
4819.8	44.2	Average	54.0	9.8	V
4821.2	52.4	Peak	74.0	21.6	V
7230.0	54.2	Peak	88.2	34.0	V
7230.0	46.8	RMS	68.2	21.4	V
17799.8	39.1	Average	54.0	14.9	H
17800.2	49.0	Peak	74.0	25.0	H
39923.2	56.6	Peak	74.0	17.4	H
39925.2	47.4	Average	54.0	6.7	V

### CH79

Frequency	Level	Detector	Limit	Margin	Polar
MHz	dB $\mu$ V/m	---	dB $\mu$ V/m	dB	---
5075.8	53.6	Peak	74.0	20.4	V
5075.8	47.5	Average	54.0	6.5	V
7612.5	54.5	Peak	74.0	19.5	H
7613.9	46.4	Average	54.0	7.6	V
12711.1	48.3	Peak	88.2	39.9	H
12711.1	40.4	RMS	68.2	27.8	H
25379.8	49.8	Peak	88.2	38.4	H
25379.8	42.8	RMS	68.2	25.4	V

## 802.11ax160, HE0, Chain A+B

### CH15

Frequency	Level	Detector	Limit	Margin	Polar
MHz	dBμV/m	---	dBμV/m	dB	---
4819.3	52.5	Peak	74.0	21.6	V
4819.8	46.0	Average	54.0	8.1	V
7230.0	55.0	Peak	88.2	33.2	V
7230.0	48.4	RMS	68.2	19.8	V
12077.4	52.3	Peak	74.0	21.7	H
12077.4	40.5	Average	54.0	13.5	H
39667.1	57.2	Peak	74.0	16.8	H
39672.0	47.5	Average	54.0	6.5	H

### CH79

Frequency	Level	Detector	Limit	Margin	Polar
MHz	dBμV/m	---	dBμV/m	dB	---
1249.8	42.2	Peak	74.0	31.8	H
1250.3	32.9	Average	54.0	21.1	H
5075.8	49.9	Average	54.0	4.1	V
5076.2	54.3	Peak	74.0	19.7	V
7349.0	55.8	Peak	74.0	18.2	V
7349.0	42.3	Average	54.0	11.7	V
7613.9	42.3	Average	54.0	11.7	V
7614.4	53.7	Peak	74.0	20.3	V
12716.8	50.7	Peak	88.2	37.5	H
12716.8	39.7	RMS	68.2	28.5	H
25379.8	52.9	Peak	88.2	35.3	V
25379.8	45.8	RMS	68.2	22.4	V

## UNII 6

**802.11ax20, HE0, Chain A****CH97**

Frequency	Level	Detector	Limit	Margin	Polar
MHz	dBµV/m	---	dBµV/m	dB	---
5148.0	52.9	Peak	74.0	21.1	V
5148.0	47.2	Average	54.0	6.8	V
7720.2	54.9	Peak	74.0	19.1	H
7722.1	45.5	Average	54.0	8.4	V
17803.6	40.4	Average	54.0	13.6	V
17805.4	52.2	Peak	74.0	21.8	H
19303.9	48.4	Peak	74.0	25.6	V
19304.4	39.2	Average	54.0	14.8	H
25739.1	49.6	Peak	88.2	38.6	V
25739.6	42.9	RMS	68.2	25.3	H

**CH105**

Frequency	Level	Detector	Limit	Margin	Polar
MHz	dBµV/m	---	dBµV/m	dB	---
1249.8	41.4	Peak	74.0	32.6	H
1249.8	32.9	Average	54.0	21.1	H
5179.6	54.4	Peak	88.2	33.8	V
5180.1	47.0	RMS	68.2	21.2	V
17799.8	50.6	Peak	74.0	23.4	H
17803.1	39.0	Average	54.0	14.9	H
19422.2	45.6	Average	54.0	8.3	H
19422.2	55.4	Peak	74.0	18.6	H
25899.0	50.5	Peak	88.2	37.7	V
25900.0	43.6	RMS	68.2	24.6	V

**CH113**

Frequency	Level	Detector	Limit	Margin	Polar
MHz	dB $\mu$ V/m	---	dB $\mu$ V/m	dB	---
5211.8	53.3	Peak	88.2	34.9	V
5212.2	46.6	RMS	68.2	21.6	V
17802.6	49.5	Peak	74.0	24.5	V
17802.6	39.0	Average	54.0	15.0	V
19532.7	42.9	Average	54.0	11.1	H
19535.1	53.1	Peak	74.0	20.9	H
26059.8	50.1	Peak	88.2	38.1	V
26059.8	44.2	RMS	68.2	24.0	H

**802.11ax20, HE0, Chain B****CH97**

Frequency	Level	Detector	Limit	Margin	Polar
MHz	dB $\mu$ V/m	---	dB $\mu$ V/m	dB	---
5148.0	53.4	Peak	74.0	20.6	V
5148.0	47.8	Average	54.0	6.2	V
7722.1	45.7	Average	54.0	8.3	V
7722.6	54.0	Peak	74.0	19.9	V
17799.8	39.0	Average	54.0	15.0	H
17800.2	50.1	Peak	74.0	23.9	H
19308.3	47.8	Peak	74.0	26.2	H
19309.2	39.6	Average	54.0	14.4	V
25739.1	51.3	Peak	88.2	36.9	H
25740.1	44.6	RMS	68.2	23.6	H

## CH105

Frequency	Level	Detector	Limit	Margin	Polar
MHz	dB $\mu$ V/m	---	dB $\mu$ V/m	dB	---
5179.6	53.7	Peak	88.2	34.5	V
5180.1	47.0	RMS	68.2	21.2	V
17805.4	39.5	Average	54.0	14.4	V
17805.9	49.2	Peak	74.0	24.8	V
19427.6	40.4	Average	54.0	13.6	H
19427.6	48.5	Peak	74.0	25.5	H
25899.5	52.5	Peak	88.2	35.7	H
25900.0	46.5	RMS	68.2	21.7	H

## CH113

Frequency	Level	Detector	Limit	Margin	Polar
MHz	dB $\mu$ V/m	---	dB $\mu$ V/m	dB	---
5211.8	46.6	RMS	68.2	21.6	V
5212.2	53.9	Peak	88.2	34.3	V
17819.1	38.8	Average	54.0	15.2	V
17822.4	49.2	Peak	74.0	24.8	H
19547.8	40.5	Average	54.0	13.5	V
19550.8	48.5	Peak	74.0	25.6	H
26059.3	45.0	RMS	68.2	23.2	V
26060.3	52.2	Peak	88.2	36.0	V



## 802.11ax20, HE0, Chain A+B

## CH97

Frequency	Level	Detector	Limit	Margin	Polar
MHz	dBμV/m	---	dBμV/m	dB	---
5148.0	50.0	Average	54.0	4.0	V
5148.5	55.1	Peak	74.0	18.9	V
7722.1	54.4	Peak	74.0	19.6	V
7722.1	47.7	Average	54.0	6.3	V
17805.9	39.4	Average	54.0	14.6	V
17807.3	49.5	Peak	74.0	24.5	H
25740.1	44.6	RMS	68.2	23.6	H
25740.1	52.2	Peak	88.2	36.0	V

## CH105

Frequency	Level	Detector	Limit	Margin	Polar
MHz	dBμV/m	---	dBμV/m	dB	---
5180.1	54.0	Peak	88.2	34.2	V
5180.1	48.6	RMS	68.2	19.6	V
7769.8	53.9	Peak	88.2	34.4	V
7770.2	45.4	RMS	68.2	22.8	V
17804.0	39.1	Average	54.0	14.9	V
17805.4	49.5	Peak	74.0	24.6	H
25900.0	45.1	RMS	68.2	23.1	H
25903.9	51.4	Peak	88.2	36.8	V

**CH113**

Frequency	Level	Detector	Limit	Margin	Polar
MHz	dB $\mu$ V/m	---	dB $\mu$ V/m	dB	---
5211.8	54.2	Peak	88.2	34.0	V
5211.8	48.9	RMS	68.2	19.3	V
7817.9	55.0	Peak	88.2	33.2	V
7818.4	45.4	RMS	68.2	22.8	V
17799.3	49.6	Peak	74.0	24.4	V
17799.8	39.0	Average	54.0	15.0	H
26059.8	44.3	RMS	68.2	23.9	H
26059.8	50.3	Peak	88.2	37.9	H

**802.11ax40, HE0, Chain A****CH99**

Frequency	Level	Detector	Limit	Margin	Polar
MHz	dB $\mu$ V/m	---	dB $\mu$ V/m	dB	---
5156.0	47.0	RMS	68.2	21.2	V
5156.0	53.6	Peak	88.2	34.5	V
7733.9	54.8	Peak	74.0	19.2	H
7734.4	44.7	Average	54.0	9.3	V
17804.0	51.1	Peak	74.0	22.9	H
17804.0	41.2	Average	54.0	12.8	V
19335.2	48.7	Peak	74.0	25.3	H
19336.6	40.7	Average	54.0	13.3	H
25779.7	50.7	Peak	88.2	37.5	V
25779.7	43.9	RMS	68.2	24.3	H

**CH107**

Frequency	Level	Detector	Limit	Margin	Polar
MHz	dB $\mu$ V/m	---	dB $\mu$ V/m	dB	---
1598.8	43.6	Peak	74.0	30.4	H
1598.8	31.1	Average	54.0	22.9	H
5188.1	52.7	Peak	88.2	35.5	V
5188.1	46.8	RMS	68.2	21.4	V
7782.1	52.8	Peak	88.2	35.4	V
7782.1	44.3	RMS	68.2	23.9	V
17801.7	50.9	Peak	74.0	23.1	H
17803.1	40.9	Average	54.0	13.1	H
19445.6	42.3	Average	54.0	11.7	H
19445.6	51.5	Peak	74.0	22.5	H
19457.4	41.8	Average	54.0	12.2	H
19457.4	51.4	Peak	74.0	22.6	H
25939.6	49.6	Peak	88.2	38.6	H
25940.0	44.1	RMS	68.2	24.1	H

**802.11ax40, HE0, Chain B****CH99**

Frequency	Level	Detector	Limit	Margin	Polar
MHz	dB $\mu$ V/m	---	dB $\mu$ V/m	dB	---
5156.0	47.6	RMS	68.2	20.6	V
5156.0	53.4	Peak	88.2	34.8	V
7723.5	53.6	Peak	74.0	20.4	H
7733.9	44.1	Average	54.0	9.9	H
17806.9	40.5	Average	54.0	13.5	V
17807.3	50.1	Peak	74.0	23.9	V
25779.2	51.0	Peak	88.2	37.2	V
25779.7	45.3	RMS	68.2	22.9	H

## CH107

Frequency	Level	Detector	Limit	Margin	Polar
MHz	dB $\mu$ V/m	---	dB $\mu$ V/m	dB	---
5188.1	53.3	Peak	88.2	34.9	V
5188.1	46.8	RMS	68.2	21.4	V
17796.9	50.3	Peak	74.0	23.7	H
17796.9	40.6	Average	54.0	13.4	H
25939.6	45.2	RMS	68.2	23.0	V
25939.6	51.5	Peak	88.2	36.8	V

## 802.11ax40, HE0, Chain A+B

## CH99

Frequency	Level	Detector	Limit	Margin	Polar
MHz	dB $\mu$ V/m	---	dB $\mu$ V/m	dB	---
5156.0	54.8	Peak	88.2	33.4	V
5156.0	49.6	RMS	68.2	18.6	V
7734.4	54.4	Peak	74.0	19.6	V
7734.4	47.2	Average	54.0	6.8	V
17815.8	51.1	Peak	74.0	22.9	H
17816.3	40.6	Average	54.0	13.4	V
25779.7	45.4	RMS	68.2	22.8	H
25779.7	50.4	Peak	88.2	37.8	H

**CH107**

Frequency	Level	Detector	Limit	Margin	Polar
MHz	dB $\mu$ V/m	---	dB $\mu$ V/m	dB	---
1595.9	44.1	Peak	74.0	29.9	H
1595.9	31.6	Average	54.0	22.4	H
5188.1	54.1	Peak	88.2	34.1	V
5188.1	49.4	RMS	68.2	18.8	V
7782.1	54.9	Peak	88.2	33.3	V
7782.1	46.4	RMS	68.2	21.8	V
17797.4	51.2	Peak	74.0	22.8	H
17800.7	40.5	Average	54.0	13.5	H
25939.6	50.7	Peak	88.2	37.5	H
25939.6	44.0	RMS	68.2	24.2	H

**802.11ax80, HE0, Chain A****CH103**

Frequency	Level	Detector	Limit	Margin	Polar
MHz	dB $\mu$ V/m	---	dB $\mu$ V/m	dB	---
5172.1	54.2	Peak	88.2	34.0	V
5172.1	48.6	RMS	68.2	19.6	V
7758.0	52.4	Peak	88.2	35.8	V
7758.0	45.3	RMS	68.2	22.9	V
12728.6	47.6	Peak	88.2	40.6	H
12728.6	38.5	RMS	68.2	29.7	V
25859.9	43.8	RMS	68.2	24.4	V
25864.8	50.0	Peak	88.2	38.2	V

## CH119

Frequency	Level	Detector	Limit	Margin	Polar
MHz	dB $\mu$ V/m	---	dB $\mu$ V/m	dB	---
5235.8	49.2	RMS	68.2	19.0	V
5235.8	55.4	Peak	88.2	32.8	V
7853.8	46.2	RMS	68.2	21.9	V
7853.8	55.4	Peak	88.2	32.8	V
17819.1	40.9	Average	54.0	13.1	V
17823.4	50.5	Peak	74.0	23.6	H
26179.6	45.3	RMS	68.2	22.9	V
26180.1	50.4	Peak	88.2	37.9	V

## 802.11ax80, HE0, Chain B

## CH103

Frequency	Level	Detector	Limit	Margin	Polar
MHz	dB $\mu$ V/m	---	dB $\mu$ V/m	dB	---
5172.1	54.6	Peak	88.2	33.6	V
5172.1	47.6	RMS	68.2	20.6	V
7758.0	53.2	Peak	88.2	35.0	V
7758.0	45.0	RMS	68.2	23.2	V
17800.2	51.7	Peak	74.0	22.3	V
17802.6	40.5	Average	54.0	13.5	V
25859.9	52.3	Peak	88.2	35.9	H
25859.9	44.8	RMS	68.2	23.4	H

## CH119

Frequency	Level	Detector	Limit	Margin	Polar
MHz	dB $\mu$ V/m	---	dB $\mu$ V/m	dB	---
5235.8	53.5	Peak	88.2	34.7	V
5235.8	48.2	RMS	68.2	20.0	V
7853.8	44.8	RMS	68.2	23.4	V
7854.3	53.6	Peak	88.2	34.6	V
17792.2	40.5	Average	54.0	13.5	H
17792.7	51.1	Peak	74.0	22.9	V
26179.6	51.9	Peak	88.2	36.3	H
26179.6	47.4	RMS	68.2	20.8	H

## 802.11ax80, HE0, Chain A+B

## CH103

Frequency	Level	Detector	Limit	Margin	Polar
MHz	dB $\mu$ V/m	---	dB $\mu$ V/m	dB	---
5172.1	55.1	Peak	88.2	33.1	V
5172.1	50.9	RMS	68.2	17.3	V
7758.0	47.9	RMS	68.2	20.3	V
7758.4	54.9	Peak	88.2	33.3	V
17793.2	51.1	Peak	74.0	22.9	H
17794.1	40.3	Average	54.0	13.7	H
25859.9	45.1	RMS	68.2	23.1	V
25860.4	51.6	Peak	88.2	36.6	V

**CH119**

Frequency	Level	Detector	Limit	Margin	Polar
MHz	dBµV/m	---	dBµV/m	dB	---
5235.8	50.0	RMS	68.2	18.2	V
5236.3	55.8	Peak	88.2	32.4	V
7854.3	55.1	Peak	88.2	33.1	V
7854.3	50.2	RMS	68.2	18.0	V
17801.2	50.6	Peak	74.0	23.4	H
17802.6	40.2	Average	54.0	13.8	H
26179.6	45.0	RMS	68.2	23.1	H
26180.1	49.9	Peak	88.2	38.3	V

**802.11ax160, HE0, Chain A**
**CH111**

Frequency	Level	Detector	Limit	Margin	Polar
MHz	dBµV/m	---	dBµV/m	dB	---
5204.2	53.5	Peak	88.2	34.7	V
5204.2	47.6	RMS	68.2	20.6	V
7805.2	53.3	Peak	88.2	34.9	H
7806.1	45.9	RMS	68.2	22.3	V
17782.3	50.5	Peak	74.0	23.5	V
17782.3	40.2	Average	54.0	13.8	V
26019.7	49.8	Peak	88.2	38.4	V
26019.7	43.8	RMS	68.2	24.4	H



## 802.11ax160, HE0, Chain B

## CH111

Frequency	Level	Detector	Limit	Margin	Polar
MHz	dB $\mu$ V/m	---	dB $\mu$ V/m	dB	---
5203.7	54.0	Peak	88.2	34.2	V
5204.2	47.7	RMS	68.2	20.5	V
17796.9	40.4	Average	54.0	13.6	H
17799.3	50.6	Peak	74.0	23.4	V
26019.2	50.5	Peak	88.2	37.7	V
26019.7	44.5	RMS	68.2	23.7	H

## 802.11ax160, HE0, Chain A+B

## CH111

Frequency	Level	Detector	Limit	Margin	Polar
MHz	dB $\mu$ V/m	---	dB $\mu$ V/m	dB	---
5203.7	49.1	RMS	68.2	19.1	V
5204.2	54.4	Peak	88.2	33.8	V
7806.1	54.6	Peak	88.2	33.6	V
7806.1	48.8	RMS	68.2	19.4	V
17809.7	40.7	Average	54.0	13.3	V
17810.2	50.6	Peak	74.0	23.4	H
26019.7	49.6	Peak	88.2	38.6	H
26019.7	44.8	RMS	68.2	23.4	H

## UNII 7

## 802.11ax20, HE0, Chain A

## CH117

Frequency	Level	Detector	Limit	Margin	Polar
MHz	dB $\mu$ V/m	---	dB $\mu$ V/m	dB	---
2325.1	48.5	Peak	74.0	25.5	V
2328.8	39.2	Average	54.0	14.8	V
5227.8	54.2	Peak	88.2	34.0	V
5227.8	46.4	RMS	68.2	21.8	V
17792.7	50.2	Peak	74.0	23.8	V
17792.7	40.5	Average	54.0	13.4	H
19606.0	42.0	Average	54.0	12.0	H
19610.9	51.4	Peak	74.0	22.6	H
26133.6	51.6	Peak	88.2	36.6	V
26140.0	44.8	RMS	68.2	23.4	H

## CH149

Frequency	Level	Detector	Limit	Margin	Polar
MHz	dB $\mu$ V/m	---	dB $\mu$ V/m	dB	---
5355.3	54.4	Peak	74.0	19.6	V
5356.2	48.6	Average	54.0	5.4	V
17796.0	50.6	Peak	74.0	23.4	H
17796.5	40.4	Average	54.0	13.6	V
20086.6	39.0	Average	54.0	15.1	H
20094.9	48.8	Peak	74.0	25.2	H
26780.0	47.6	RMS	68.2	20.6	V
26781.9	53.5	Peak	88.2	34.7	V

**CH181**

Frequency	Level	Detector	Limit	Margin	Polar
MHz	dB $\mu$ V/m	---	dB $\mu$ V/m	dB	---
5483.8	49.3	RMS	68.2	18.9	V
5484.2	55.2	Peak	88.2	33.0	V
17818.7	50.4	Peak	74.0	23.6	V
17819.1	40.5	Average	54.0	13.5	H
27415.0	54.1	Peak	88.2	34.0	V
27420.9	45.9	RMS	68.2	22.3	V

**802.11ax20, HE0, Chain B****CH117**

Frequency	Level	Detector	Limit	Margin	Polar
MHz	dB $\mu$ V/m	---	dB $\mu$ V/m	dB	---
2330.2	47.7	Peak	74.0	26.3	V
2330.7	37.9	Average	54.0	16.1	V
5227.8	46.9	RMS	68.2	21.3	V
5228.3	53.6	Peak	88.2	34.6	V
17805.0	40.4	Average	54.0	13.7	H
17805.9	51.0	Peak	74.0	22.9	H
19603.6	39.7	Average	54.0	14.3	H
19604.0	48.3	Peak	74.0	25.7	V
26139.5	45.6	RMS	68.2	22.6	V
26139.5	54.1	Peak	88.2	34.1	V

## CH149

Frequency	Level	Detector	Limit	Margin	Polar
MHz	dB $\mu$ V/m	---	dB $\mu$ V/m	dB	---
2484.2	47.7	Peak	74.0	26.3	V
2489.9	37.8	Average	54.0	16.2	V
5355.8	49.7	Average	54.0	4.3	V
5356.7	54.1	Peak	74.0	19.9	V
17809.7	40.5	Average	54.0	13.5	V
17812.5	51.0	Peak	74.0	23.0	H
20079.7	42.0	Average	54.0	12.0	H
20079.7	49.7	Peak	74.0	24.3	H
26780.0	46.3	RMS	68.2	21.9	H
26780.4	52.6	Peak	88.2	35.6	V

## CH181

Frequency	Level	Detector	Limit	Margin	Polar
MHz	dB $\mu$ V/m	---	dB $\mu$ V/m	dB	---
5483.8	54.4	Peak	88.2	33.8	V
5483.8	48.4	RMS	68.2	19.8	V
17796.0	40.8	Average	54.0	13.2	H
17796.5	51.1	Peak	74.0	22.9	H
27419.9	56.5	Peak	88.2	31.7	V
27419.9	47.8	RMS	68.2	20.4	V

## 802.11ax20, HE0, Chain A+B

### CH117

Frequency	Level	Detector	Limit	Margin	Polar
MHz	dBμV/m	---	dBμV/m	dB	---
2325.1	50.3	Peak	74.0	23.7	V
2330.7	39.7	Average	54.0	14.3	V
5227.8	48.3	RMS	68.2	19.9	V
5227.8	54.4	Peak	88.2	33.8	V
17795.5	50.7	Peak	74.0	23.3	H
17796.9	40.6	Average	54.0	13.4	H
19599.2	39.1	Average	54.0	14.9	H
19603.1	48.4	Peak	74.0	25.6	H
26140.0	44.4	RMS	68.2	23.8	H
26144.4	52.8	Peak	88.2	35.4	V

### CH149

Frequency	Level	Detector	Limit	Margin	Polar
MHz	dBμV/m	---	dBμV/m	dB	---
2487.5	49.8	Peak	74.0	24.2	V
2489.9	38.9	Average	54.0	15.1	V
5356.2	54.7	Peak	74.0	19.3	V
5356.2	49.9	Average	54.0	4.1	V
17822.9	40.4	Average	54.0	13.6	V
17824.3	50.6	Peak	74.0	23.4	H
26783.4	48.1	RMS	68.2	20.1	V
26785.8	57.5	Peak	88.2	30.7	V

**CH181**

Frequency	Level	Detector	Limit	Margin	Polar
MHz	dB $\mu$ V/m	---	dB $\mu$ V/m	dB	---
5483.8	55.2	Peak	88.2	33.0	V
5484.2	49.4	RMS	68.2	18.8	V
17809.7	40.5	Average	54.0	13.5	V
17810.2	50.2	Peak	74.0	23.8	H
27421.9	54.5	Peak	88.2	33.7	V
27421.9	46.5	RMS	68.2	21.7	V

**802.11ax40, HE0, Chain A****CH115**

Frequency	Level	Detector	Limit	Margin	Polar
MHz	dB $\mu$ V/m	---	dB $\mu$ V/m	dB	---
5220.2	54.4	Peak	88.2	33.8	V
5220.2	46.9	RMS	68.2	21.3	V
7830.2	53.3	Peak	88.2	34.9	H
7830.2	44.2	RMS	68.2	24.0	V
17794.1	40.4	Average	54.0	13.6	H
17796.9	50.7	Peak	74.0	23.3	H
26099.9	46.6	RMS	68.2	21.6	H
26100.4	50.7	Peak	88.2	37.5	H

**CH147**

Frequency	Level	Detector	Limit	Margin	Polar
MHz	dB $\mu$ V/m	---	dB $\mu$ V/m	dB	---
5348.2	55.3	Peak	88.2	32.9	V
5348.2	49.1	RMS	68.2	19.1	V
17806.9	40.7	Average	54.0	13.3	V
17807.8	50.7	Peak	74.0	23.3	V
26739.9	51.9	Peak	88.2	36.3	H
26739.9	46.3	RMS	68.2	21.9	V

**CH179**

Frequency	Level	Detector	Limit	Margin	Polar
MHz	dBµV/m	---	dBµV/m	dB	---
5476.2	54.6	Peak	88.2	33.6	V
5476.2	49.6	RMS	68.2	18.6	V
17799.3	40.9	Average	54.0	13.1	V
17800.2	51.6	Peak	74.0	22.4	H
27379.8	43.8	RMS	68.2	24.4	H
27381.3	52.2	Peak	88.2	36.0	V

**802.11ax40, HE0, Chain B**
**CH115**

Frequency	Level	Detector	Limit	Margin	Polar
MHz	dBµV/m	---	dBµV/m	dB	---
5219.8	53.6	Peak	88.2	34.6	V
5219.8	47.5	RMS	68.2	20.8	V
17803.6	40.5	Average	54.0	13.5	V
17805.4	51.3	Peak	74.0	22.7	V
26099.9	45.4	RMS	68.2	22.8	V
26099.9	51.2	Peak	88.2	37.0	V

**CH147**

Frequency	Level	Detector	Limit	Margin	Polar
MHz	dBµV/m	---	dBµV/m	dB	---
5348.2	54.8	Peak	88.2	33.4	V
5348.2	48.1	RMS	68.2	20.1	V
17802.1	50.9	Peak	74.0	23.1	H
17802.6	40.1	Average	54.0	13.9	V
26739.9	53.9	Peak	88.2	34.3	V
26739.9	47.5	RMS	68.2	20.7	V

**CH179**

Frequency	Level	Detector	Limit	Margin	Polar
MHz	dB $\mu$ V/m	---	dB $\mu$ V/m	dB	---
5476.2	54.7	Peak	88.2	33.5	V
5476.2	48.0	RMS	68.2	20.2	V
17809.2	50.1	Peak	74.0	23.9	V
17810.6	40.7	Average	54.0	13.3	H
27379.8	54.0	Peak	88.2	34.2	V
27379.8	46.0	RMS	68.2	22.2	V

**802.11ax40, HE0, Chain A+B****CH115**

Frequency	Level	Detector	Limit	Margin	Polar
MHz	dB $\mu$ V/m	---	dB $\mu$ V/m	dB	---
5219.8	53.6	Peak	88.2	34.6	V
5220.2	48.9	RMS	68.2	19.3	V
7830.2	53.1	Peak	88.2	35.1	V
7830.2	46.6	RMS	68.2	21.6	V
17793.2	40.3	Average	54.0	13.7	V
17794.1	50.8	Peak	74.0	23.2	V
26099.9	49.8	Peak	88.2	38.4	V
26099.9	44.4	RMS	68.2	23.8	V

**CH147**

Frequency	Level	Detector	Limit	Margin	Polar
MHz	dB $\mu$ V/m	---	dB $\mu$ V/m	dB	---
5348.2	54.6	Peak	88.2	33.6	V
5348.2	48.2	RMS	68.2	19.9	V
17820.1	50.8	Peak	74.0	23.2	H
17820.1	40.8	Average	54.0	13.2	H
26739.9	44.4	RMS	68.2	23.8	V
26740.8	52.1	Peak	88.2	36.1	V



**CH179**

Frequency	Level	Detector	Limit	Margin	Polar
MHz	dB $\mu$ V/m	---	dB $\mu$ V/m	dB	---
5476.2	54.6	Peak	88.2	33.6	V
5476.2	49.4	RMS	68.2	18.8	V
17810.2	51.1	Peak	74.0	22.9	V
17813.0	40.6	Average	54.0	13.4	H
27380.3	53.2	Peak	88.2	35.0	V
27380.3	45.2	RMS	68.2	23.0	V

**802.11ax80, HE0, Chain A****CH135**

Frequency	Level	Detector	Limit	Margin	Polar
MHz	dB $\mu$ V/m	---	dB $\mu$ V/m	dB	---
5300.1	54.8	Peak	88.2	33.4	V
5300.1	49.5	RMS	68.2	18.7	V
7950.2	53.7	Peak	88.2	34.5	H
7950.2	44.4	RMS	68.2	23.8	V
17796.0	40.5	Average	54.0	13.5	H
17798.8	51.2	Peak	74.0	22.8	H
26499.8	52.0	Peak	88.2	36.2	V
26499.8	46.7	RMS	68.2	21.5	V

**CH167**

Frequency	Level	Detector	Limit	Margin	Polar
MHz	dB $\mu$ V/m	---	dB $\mu$ V/m	dB	---
5428.0	54.5	Peak	74.0	19.6	V
5428.0	49.8	Average	54.0	4.2	V
17799.8	50.7	Peak	74.0	23.3	V
17800.2	41.0	Average	54.0	13.0	V
27139.8	50.7	Peak	88.2	37.5	V
27139.8	45.4	RMS	68.2	22.8	V

## 802.11ax80, HE0, Chain B

## CH135

Frequency	Level	Detector	Limit	Margin	Polar
MHz	dB $\mu$ V/m	---	dB $\mu$ V/m	dB	---
5299.6	54.4	Peak	88.2	33.8	V
5300.1	50.5	RMS	68.2	17.7	V
7950.2	55.4	Peak	88.2	32.8	V
7950.2	44.9	RMS	68.2	23.3	V
17789.4	51.0	Peak	74.0	23.0	H
17789.4	40.5	Average	54.0	13.5	H
26499.3	53.1	Peak	88.2	35.0	V
26499.8	46.9	RMS	68.2	21.3	V

## CH167

Frequency	Level	Detector	Limit	Margin	Polar
MHz	dB $\mu$ V/m	---	dB $\mu$ V/m	dB	---
5428.0	54.8	Peak	74.0	19.2	V
5428.0	49.1	Average	54.0	4.9	V
8142.4	53.3	Peak	74.0	20.7	V
8142.4	44.0	Average	54.0	10.0	V
17789.9	50.9	Peak	74.0	23.1	H
17805.9	40.6	Average	54.0	13.3	V
27139.3	52.0	Peak	88.2	36.2	V
27139.8	44.8	RMS	68.2	23.4	H

## 802.11ax80, HE0, Chain A+B

### CH135

Frequency	Level	Detector	Limit	Margin	Polar
MHz	dBμV/m	---	dBμV/m	dB	---
5300.1	50.8	RMS	68.2	17.4	V
5300.1	55.6	Peak	88.2	32.6	V
7950.2	45.9	RMS	68.2	22.3	V
7950.6	54.2	Peak	88.2	34.0	V
17799.8	50.7	Peak	74.0	23.3	V
17800.2	40.9	Average	54.0	13.1	H
26499.8	49.6	RMS	68.2	18.6	V
26504.7	54.9	Peak	88.2	33.3	V

### CH167

Frequency	Level	Detector	Limit	Margin	Polar
MHz	dBμV/m	---	dBμV/m	dB	---
5428.0	54.7	Peak	74.0	19.3	V
5428.0	50.5	Average	54.0	3.5	V
8141.9	53.4	Peak	74.0	20.6	H
8141.9	42.8	Average	54.0	11.2	V
17799.8	41.0	Average	54.0	13.0	H
17815.8	52.0	Peak	74.0	22.0	H
27139.8	51.0	Peak	88.2	37.2	V
27139.8	43.2	RMS	68.2	25.0	V

## 802.11ax160, HE0, Chain A

## CH143

Frequency	Level	Detector	Limit	Margin	Polar
MHz	dBμV/m	---	dBμV/m	dB	---
5331.7	53.9	Peak	88.2	34.4	V
5332.2	49.2	RMS	68.2	19.0	V
17800.2	51.8	Peak	74.0	22.2	V
17814.4	40.6	Average	54.0	13.4	V
26659.7	47.2	RMS	68.2	21.0	V
26660.2	52.3	Peak	88.2	35.9	V

## 802.11ax160, HE0, Chain B

## CH143

Frequency	Level	Detector	Limit	Margin	Polar
MHz	dBμV/m	---	dBμV/m	dB	---
1249.8	33.2	Average	54.0	20.8	H
1250.3	42.1	Peak	74.0	31.9	V
5332.2	56.9	Peak	88.2	31.3	V
5332.2	51.4	RMS	68.2	16.8	V
15332.4	38.9	RMS	68.2	29.3	H
15333.8	48.2	Peak	88.2	40.0	V
17802.1	40.8	Average	54.0	13.2	H
17802.6	51.2	Peak	74.0	22.8	V
26659.7	52.0	Peak	88.2	36.2	V
26659.7	47.3	RMS	68.2	20.9	V

**802.11ax160, HE0, Chain A+B****CH143**

Frequency	Level	Detector	Limit	Margin	Polar
MHz	dB $\mu$ V/m	---	dB $\mu$ V/m	dB	---
1064.7	44.1	Peak	74.0	29.9	H
1064.7	33.4	Average	54.0	20.6	H
5332.2	55.8	Peak	88.2	32.4	V
5332.2	52.5	RMS	68.2	15.7	V
7996.9	53.8	Peak	88.2	34.4	V
7998.3	45.5	RMS	68.2	22.7	V
17805.0	40.4	Average	54.0	13.6	H
17805.4	50.6	Peak	74.0	23.4	H
26660.2	50.5	Peak	88.2	37.7	H
26660.2	44.3	RMS	68.2	23.9	V

UNII 8**802.11ax20, HE0, Chain A****CH185**

Frequency	Level	Detector	Limit	Margin	Polar
MHz	dB $\mu$ V/m	---	dB $\mu$ V/m	dB	---
5499.8	51.5	RMS	68.2	16.8	V
5499.8	57.0	Peak	88.2	31.1	V
7601.7	54.2	Peak	74.0	19.8	H
7602.1	43.9	Average	54.0	10.1	V
17817.7	52.0	Peak	74.0	22.0	H
17819.1	40.6	Average	54.0	13.4	H
27499.6	44.1	RMS	68.2	24.1	H
27500.1	52.2	Peak	88.2	36.0	V

**CH209**

Frequency	Level	Detector	Limit	Margin	Polar
MHz	dBµV/m	---	dBµV/m	dB	---
5596.1	60.5	Peak	88.2	27.7	V
5596.1	53.5	RMS	68.2	14.7	V
17796.0	40.8	Average	54.0	13.2	V
17796.5	51.4	Peak	74.0	22.6	V
27979.7	45.0	RMS	68.2	23.2	V
27979.7	53.2	Peak	88.2	35.0	V

**CH233**

Frequency	Level	Detector	Limit	Margin	Polar
MHz	dBµV/m	---	dBµV/m	dB	---
5692.0	60.3	Peak	88.2	27.9	V
5692.0	53.4	RMS	68.2	14.8	V
17799.3	40.7	Average	54.0	13.3	H
17800.2	50.7	Peak	74.0	23.3	H
28459.8	44.9	RMS	68.2	23.3	H
28461.7	50.6	Peak	88.2	37.6	V

**802.11ax20, HE0, Chain B**
**CH185**

Frequency	Level	Detector	Limit	Margin	Polar
MHz	dBµV/m	---	dBµV/m	dB	---
5499.8	55.4	Peak	88.2	32.8	V
5499.8	50.5	RMS	68.2	17.7	V
17813.9	50.2	Peak	74.0	23.8	V
17814.9	40.5	Average	54.0	13.5	H
27500.1	44.0	RMS	68.2	24.2	V
27501.6	52.7	Peak	88.2	35.5	V

### CH209

Frequency	Level	Detector	Limit	Margin	Polar
MHz	dBµV/m	---	dBµV/m	dB	---
5596.1	60.2	Peak	88.2	28.0	V
5596.1	53.1	RMS	68.2	15.1	V
17809.7	40.4	Average	54.0	13.6	V
17813.9	50.5	Peak	74.0	23.5	V
27979.7	43.7	RMS	68.2	24.5	H
27982.6	50.6	Peak	88.2	37.6	V

### CH233

Frequency	Level	Detector	Limit	Margin	Polar
MHz	dBµV/m	---	dBµV/m	dB	---
5692.0	60.0	Peak	88.2	28.2	V
5692.0	53.5	RMS	68.2	14.8	V
17821.5	50.8	Peak	74.0	23.2	V
17822.4	40.7	Average	54.0	13.3	H
28459.8	51.1	Peak	88.2	37.1	H
28459.8	46.2	RMS	68.2	22.0	H

## 802.11ax20, HE0, Chain A+B

### CH185

Frequency	Level	Detector	Limit	Margin	Polar
MHz	dBµV/m	---	dBµV/m	dB	---
5499.8	58.3	Peak	88.2	29.9	V
5500.3	53.6	RMS	68.2	14.6	V
8250.0	54.4	Peak	74.0	19.6	V
8250.0	45.2	Average	54.0	8.8	V
17792.7	50.7	Peak	74.0	23.3	V
17796.0	40.5	Average	54.0	13.4	H
27497.2	49.5	Peak	88.2	38.7	V
27500.1	41.9	RMS	68.2	26.3	H

**CH209**

Frequency	Level	Detector	Limit	Margin	Polar
MHz	dBµV/m	---	dBµV/m	dB	---
5596.1	61.5	Peak	88.2	26.7	V
5596.1	55.5	RMS	68.2	12.7	V
17805.9	51.2	Peak	74.0	22.8	H
17805.9	40.8	Average	54.0	13.2	H
27979.7	41.9	RMS	68.2	26.4	V
27979.7	50.6	Peak	88.2	37.6	V

**CH233**

Frequency	Level	Detector	Limit	Margin	Polar
MHz	dBµV/m	---	dBµV/m	dB	---
5692.0	61.0	Peak	88.2	27.2	V
5692.0	54.8	RMS	68.2	13.4	V
17805.0	50.8	Peak	74.0	23.2	H
17805.4	40.8	Average	54.0	13.2	H
28459.8	50.3	Peak	88.2	37.9	H
28459.8	44.5	RMS	68.2	23.8	H

**802.11ax40, HE0, Chain A**
**CH187**

Frequency	Level	Detector	Limit	Margin	Polar
MHz	dBµV/m	---	dBµV/m	dB	---
5507.8	56.8	Peak	88.2	31.4	V
5507.8	52.4	RMS	68.2	15.8	V
17805.0	40.5	Average	54.0	13.5	V
17805.4	50.3	Peak	74.0	23.7	V
27539.7	43.6	RMS	68.2	24.6	H
27540.2	50.4	Peak	88.2	37.8	V



**CH227**

Frequency	Level	Detector	Limit	Margin	Polar
MHz	dBμV/m	---	dBμV/m	dB	---
5667.9	60.1	Peak	88.2	28.1	V
5667.9	52.9	RMS	68.2	15.3	V
17803.1	51.0	Peak	74.0	22.9	V
17803.6	40.7	Average	54.0	13.3	H
28340.0	51.4	Peak	88.2	36.8	V
28340.0	44.4	RMS	68.2	23.8	H

**802.11ax40, HE0, Chain B**
**CH187**

Frequency	Level	Detector	Limit	Margin	Polar
MHz	dBμV/m	---	dBμV/m	dB	---
5507.8	56.0	Peak	88.2	32.1	V
5507.8	50.9	RMS	68.2	17.3	V
17821.5	50.4	Peak	74.0	23.6	V
17822.9	41.0	Average	54.0	13.0	V
27539.7	44.4	RMS	68.2	23.8	H
27540.7	50.6	Peak	88.2	37.6	V

**CH227**

Frequency	Level	Detector	Limit	Margin	Polar
MHz	dBμV/m	---	dBμV/m	dB	---
5667.4	60.6	Peak	88.2	27.6	V
5667.9	53.4	RMS	68.2	14.8	V
17811.6	40.4	Average	54.0	13.6	V
17812.5	50.1	Peak	74.0	23.9	V
28340.0	52.8	Peak	88.2	35.4	H
28340.0	47.4	RMS	68.2	20.8	H

**802.11ax40, HE0, Chain A+B**
**CH187**

Frequency	Level	Detector	Limit	Margin	Polar
MHz	dB $\mu$ V/m	---	dB $\mu$ V/m	dB	---
5507.8	57.6	Peak	88.2	30.6	V
5507.8	53.4	RMS	68.2	14.8	V
17795.5	51.7	Peak	74.0	22.3	V
17795.5	40.9	Average	54.0	13.2	V
27539.7	41.9	RMS	68.2	26.3	V
27540.7	48.9	Peak	88.2	39.3	H

**CH227**

Frequency	Level	Detector	Limit	Margin	Polar
MHz	dB $\mu$ V/m	---	dB $\mu$ V/m	dB	---
5667.9	53.9	RMS	68.2	14.3	V
5668.4	59.1	Peak	88.2	29.1	V
17804.5	50.6	Peak	74.0	23.4	H
17805.0	41.0	Average	54.0	13.0	V
28340.0	43.9	RMS	68.2	24.3	H
28340.5	50.8	Peak	88.2	37.4	V

**802.11ax80, HE0, Chain A**
**CH183**

Frequency	Level	Detector	Limit	Margin	Polar
MHz	dB $\mu$ V/m	---	dB $\mu$ V/m	dB	---
5491.8	56.9	Peak	88.2	31.3	V
5491.8	52.4	RMS	68.2	15.8	V
17804.0	40.5	Average	54.0	13.5	V
17805.0	51.2	Peak	74.0	22.8	H
27460.0	49.9	Peak	88.2	38.3	H
27460.0	43.6	RMS	68.2	24.6	H

**CH199**

Frequency	Level	Detector	Limit	Margin	Polar
MHz	dBµV/m	---	dBµV/m	dB	---
5556.0	58.1	Peak	88.2	30.1	V
5556.0	54.8	RMS	68.2	13.4	V
17795.5	40.6	Average	54.0	13.4	V
17796.0	51.0	Peak	74.0	23.1	V
27779.7	49.6	Peak	88.2	38.6	V
27779.7	44.3	RMS	68.2	23.9	H

**CH215**

Frequency	Level	Detector	Limit	Margin	Polar
MHz	dBµV/m	---	dBµV/m	dB	---
5619.8	62.3	Peak	88.2	25.9	V
5619.8	54.0	RMS	68.2	14.2	V
17789.9	51.5	Peak	74.0	22.5	V
17793.2	40.5	Average	54.0	13.6	V
28100.0	50.8	Peak	88.2	37.4	H
28100.0	46.0	RMS	68.2	22.2	H

**802.11ax80, HE0, Chain B**
**CH183**

Frequency	Level	Detector	Limit	Margin	Polar
MHz	dBµV/m	---	dBµV/m	dB	---
5491.8	50.6	RMS	68.2	17.6	V
5492.2	55.6	Peak	88.2	32.6	V
17808.8	50.7	Peak	74.0	23.3	V
17810.2	40.8	Average	54.0	13.2	V
27460.0	50.8	Peak	88.2	37.4	V
27460.0	44.6	RMS	68.2	23.6	H

**CH199**

Frequency	Level	Detector	Limit	Margin	Polar
MHz	dBµV/m	---	dBµV/m	dB	---
5556.0	53.3	RMS	68.2	14.9	V
5556.0	57.4	Peak	88.2	30.8	V
17788.9	40.5	Average	54.0	13.5	H
17795.1	51.8	Peak	74.0	22.2	H
27779.7	50.7	Peak	88.2	37.5	H
27779.7	43.4	RMS	68.2	24.9	H

**CH215**

Frequency	Level	Detector	Limit	Margin	Polar
MHz	dBµV/m	---	dBµV/m	dB	---
5619.8	61.3	Peak	88.2	26.9	V
5620.2	54.6	RMS	68.2	13.6	V
17799.3	50.8	Peak	74.0	23.2	V
17799.8	40.6	Average	54.0	13.4	H
28100.0	44.9	RMS	68.2	23.3	H
28101.4	50.4	Peak	88.2	37.8	V

**802.11ax80, HE0, Chain A+B**
**CH183**

Frequency	Level	Detector	Limit	Margin	Polar
MHz	dBµV/m	---	dBµV/m	dB	---
5491.8	57.9	Peak	88.2	30.3	V
5491.8	54.5	RMS	68.2	13.7	V
8237.3	53.1	Peak	74.0	20.9	V
8237.8	46.7	Average	54.0	7.3	V
17799.3	40.8	Average	54.0	13.2	V
17800.7	51.3	Peak	74.0	22.7	H
27460.0	49.1	Peak	88.2	39.0	H
27460.0	42.3	RMS	68.2	25.9	H

**CH199**

Frequency	Level	Detector	Limit	Margin	Polar
MHz	dBµV/m	---	dBµV/m	dB	---
5556.0	55.6	RMS	68.2	12.6	V
5556.0	59.5	Peak	88.2	28.7	V
8334.1	47.0	Average	54.0	<b>7.0</b>	V
8334.6	54.8	Peak	74.0	19.2	H
17784.2	51.6	Peak	74.0	22.4	H
17815.4	40.6	Average	54.0	13.4	H
27779.7	43.1	RMS	68.2	25.1	H
27780.2	49.2	Peak	88.2	39.0	H

**CH215**

Frequency	Level	Detector	Limit	Margin	Polar
MHz	dBµV/m	---	dBµV/m	dB	---
5619.8	61.4	Peak	88.2	26.8	V
5620.2	55.3	RMS	68.2	12.9	V
17788.9	52.3	Peak	74.0	21.7	H
17792.2	40.5	Average	54.0	13.5	V
28100.0	44.0	RMS	68.2	24.2	H
28101.4	49.7	Peak	88.2	38.5	H

**802.11ax160, HE0, Chain A**
**CH207**

Frequency	Level	Detector	Limit	Margin	Polar
MHz	dBµV/m	---	dBµV/m	dB	---
5588.1	60.0	Peak	88.2	28.1	V
5588.1	55.5	RMS	68.2	12.7	V
17828.1	51.6	Peak	74.0	22.4	V
17830.5	40.2	Average	54.0	13.8	V
27939.6	42.1	RMS	68.2	26.1	V
27940.1	49.5	Peak	88.2	38.7	V

### 802.11ax160, HE0, Chain B

#### CH207

Frequency	Level	Detector	Limit	Margin	Polar
MHz	dB $\mu$ V/m	---	dB $\mu$ V/m	dB	---
5587.6	59.5	Peak	88.2	28.7	V
5588.1	54.4	RMS	68.2	13.8	V
17803.1	40.3	Average	54.0	13.7	V
17804.5	52.9	Peak	74.0	21.1	V
27940.1	49.7	Peak	88.2	38.5	H
27940.1	44.8	RMS	68.2	23.4	H

### 802.11ax160, HE0, Chain A+B

#### CH207

Frequency	Level	Detector	Limit	Margin	Polar
MHz	dB $\mu$ V/m	---	dB $\mu$ V/m	dB	---
5588.1	55.4	RMS	68.2	12.8	V
5588.1	60.2	Peak	88.2	27.9	V
8382.2	46.7	Average	54.0	7.3	V
8382.7	55.4	Peak	74.0	18.6	V
17804.0	51.4	Peak	74.0	22.6	V
17804.0	41.2	Average	54.0	12.8	V
27940.1	49.9	Peak	88.2	38.3	H
27940.1	42.5	RMS	68.2	25.7	H