

ANTENNA INFORMATION

OEM	Lenovo
ODM	LCFC
Platform model name	Yoga 9 2-in-1 14IMH9
Intel platform (ex: Yes, No or NA)	Yes
Platform type (ex: regular NB, convertible PC, AIO...etc)	Convertible PC
SAR minimum separation (mm)	0.8mm

Antenna manufacturer	Luxshare-ICT	
Address	No. 277, Baisheng Road, Jinxi Town, Kunshan City, Suzhou	
Antenna Part number	Main: DC330022Z00	Aux: DC330022Z00
Antenna type (ex: PIFA, Dipole...etc)	PIFA	

Antenna Peak gain w/ cable loss (dBi)*										
	2.4GHz 2400-2483.5 MHz	5.2GHz 5150-5250MHz	5.3GHz 5250-5350MHz	5.6GHz 5470-5725MHz	5.8GHz 5725-5850MHz	5.9GHz 5850-5895MHz	6.2GHz 5925-6425MHz	6.5GHz 6425-6525MHz	6.7GHz 6525-6875MHz	7.0 GHz 6875-7125MHz
Main	1.39	1.82	2.51	2.78	2.32	1.41	2.69	1.84	3.56	3.48
Aux	1.63	1.36	2.04	2.18	2.14	2.72	3.40	3.35	2.22	2.01

Cable Assembly Part Number and Information					
	Cable PN	Cable length(cm)	Cable diameter(mm)	Impedance(ohm)	Connector type
Main	SY081/50-004	5.3	0.81	50	I-PEX
Aux	SY081/50-003	10.3	0.81	50	I-PEX

* 3D Antenna Peak Gain required being test in system basis.

Table of Contents

Cover page	1
1. Intel Reference Gain and Type	3
2. Document Revision History	3
3. Test & System Description	
3.1 Measurement Method and System.....	4
3.2 Test setup.....	4
3.3 Equipment list.....	5
4. Radiation characteristics of antenna loaded in Host Platform	6
Annex A. Photographs	
A.1 Setup Photo.....	16
A.2 Test sample.....	17
Annex B. Antenna Location	
B.1 Antenna Host Platform Location Information.....	19
B.2 Antenna dimensional information for SAR evaluation.....	20

1. Intel Reference Gain and Type

Antenna Peak gain w/ cable loss (dBi)											
Band/Frequency		2.4GHz 2400-2483.5 MHz	5.2GHz 5150-5250MHz	5.3GHz 5250-5350MHz	5.6GHz 5470-5725MHz	5.8GHz 5725-5850MHz	5.9GHz 5850-5895MHz	6.2GHz 5925-6425MHz	6.5GHz 6425-6525MHz	6.7GHz 6525-6875MHz	7.0 GHz 6875-7125MHz
Design	EU/UK	3.00	5.00	5.00	5.00	5.00	5.00	5.00	5.00	5.00	5.00
PIFA	For WiFi 6E and earlier	3.24	3.64	3.73	4.77	4.97	4.72	4.83	4.30	5.37	5.59
	From WiFi 7	2.95	5.11	4.55	5.15	5.13	4.45	5.02	5.02	4.96	4.96
Dipole	For WiFi 6E and earlier	2.89	2.92	3.19	4.41	4.22	4.22	4.83	4.30	4.49	5.34
	From WiFi 7	2.95	4.03	4.11	5.15	5.13	4.45	5.02	4.71	4.49	4.96

3D Peak Antenna gain should be equal or greater than -2 dBi

If a host integrator plans to use a lower gain antenna of the same type, additional CBP(FCC)/EDT(EU) testing need to be performed while the module is installed in the host.

2. Document Revision History

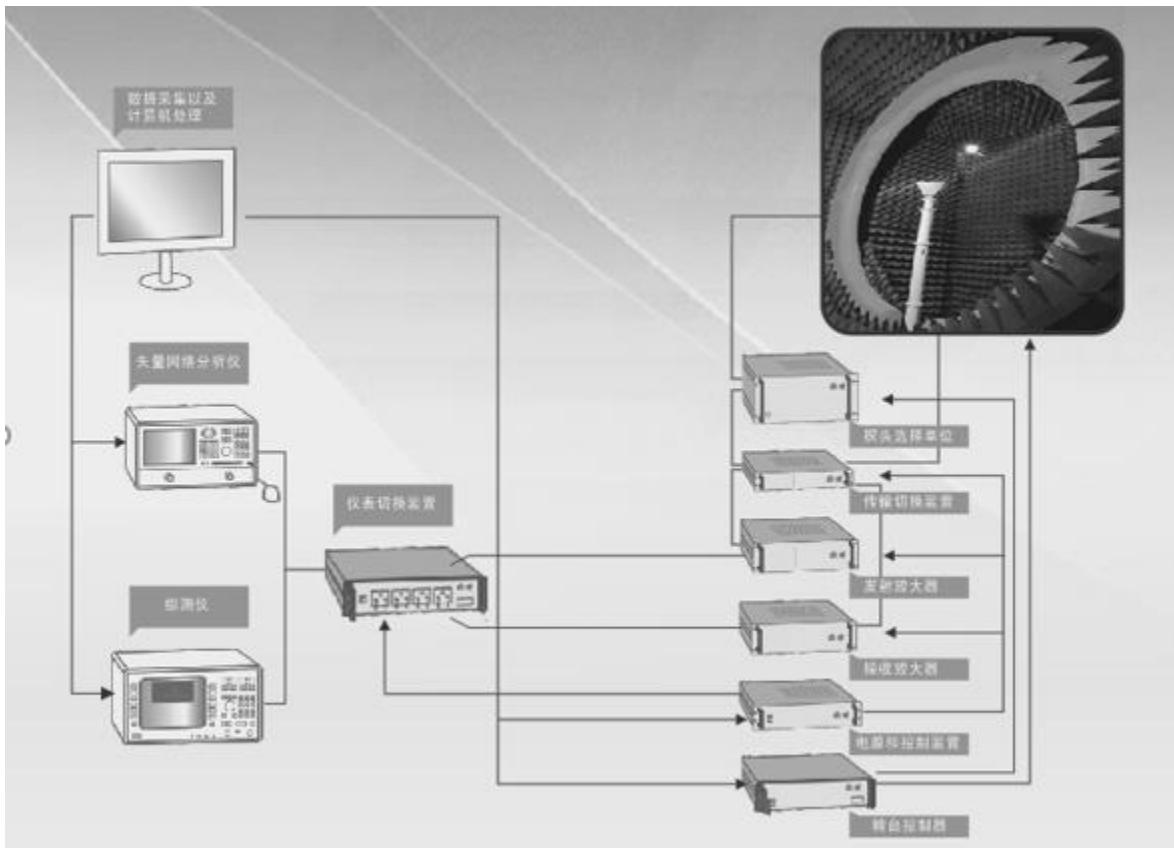
Revision #	Revision Details	Issued Date
Rev. 00	First Issue	2023.11.24

3. Test & System Description

3.1 Measurement Method and System

This test report is prepared by testing in a dark room that is completely silenced and shielded from external signals .

3.2 Test setup



3.3 Equipment list

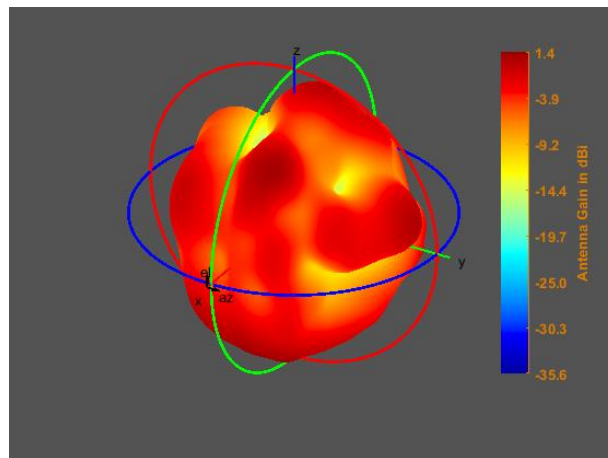
Number	Device	Type/Model	Serial	Manufacturer	Cal. Date	Cal. Due Date
1	EMT24 Chamber	EM-testing	1603000653	EMT	2023/11/15	2023/12/31
2	Turntable control box	EM-testing	1603000653	EMT	2023/11/15	2023/12/31
3	Turntable control computer	EM-testing	1603000653	EMT	2023/11/15	2023/12/31
4	Tx/rx RF power and its control unit	EM-testing	1603000653	EMT	N/A	N/A
5	Probe switch array	EM-testing	1603000653	EMT	N/A	N/A
6	Test system host	EM-testing	1603000653	EMT	N/A	N/A
7	Network analyzer	E5071C	1603000653	EMT	2022/12/31	2023/12/31
8	RF line TX	EM-testing	1603000653	EMT	N/A	N/A
9	RF line RX	EM-testing	1603000653	EMT	N/A	N/A
10	UPS uninterruptible power supply	Castle	1603000653	EMT	N/A	N/A
11	24 Probe Antenna	EM-testing	1603000653	EMT	2023/11/15	2023/12/31
12	Cable 3m 400MHz~8.5GHz	EM-testing	1603000653	EMT	2021/9/30	2023/12/31

4. Radiation characteristics of antenna loaded in Host Platform

Main Antenna

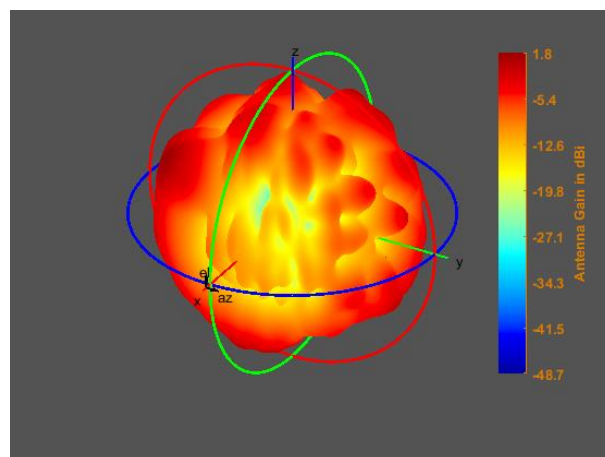
Max Antenna 3D Radiation Pattern 2400 – 2483.5 MHz

Frequency (MHz)	Peak Gain w/ Cable Loss (dBi)
2400-2483.5	1.39



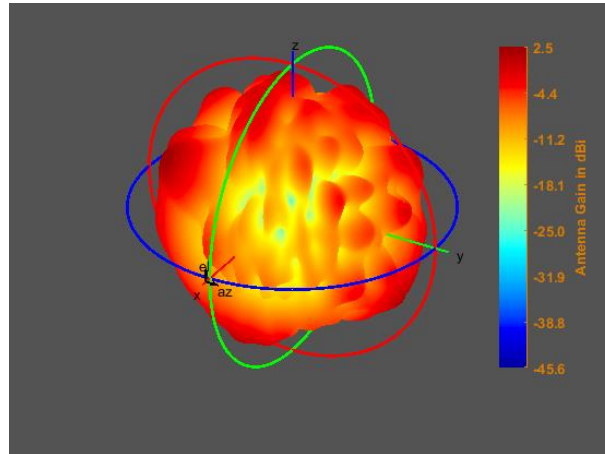
Max Antenna 3D Radiation Pattern 5150-5250 MHz

Frequency (MHz)	Peak Gain w/ Cable Loss (dBi)
5150-5250	1.82



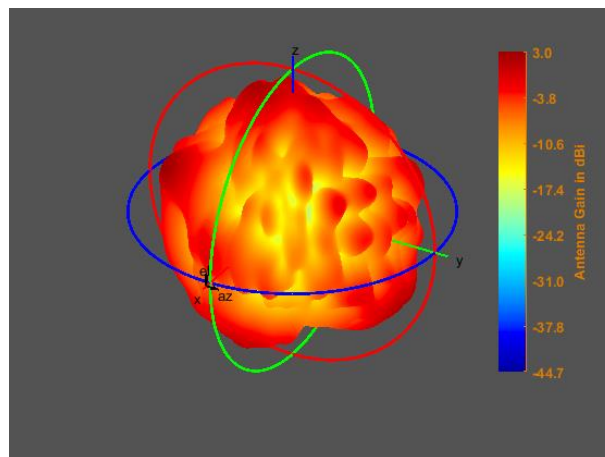
Max Antenna 3D Radiation Pattern 5250-5350 MHz

Frequency (MHz)	Peak Gain w/ Cable Loss (dBi)
5250-5350	2.51



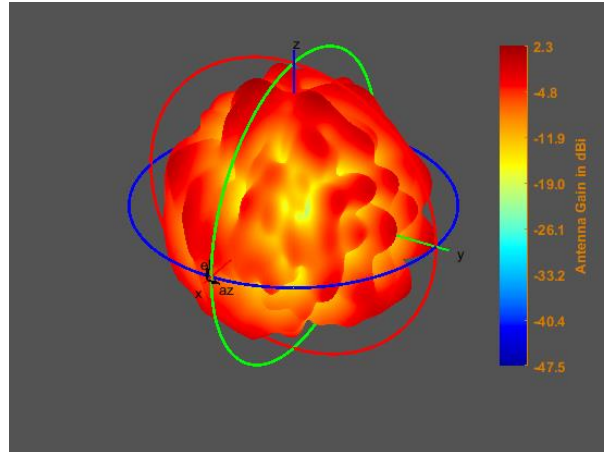
Max Antenna 3D Radiation Pattern 5470-5725 MHz

Frequency (MHz)	Peak Gain w/ Cable Loss (dBi)
5470-5725	2.78



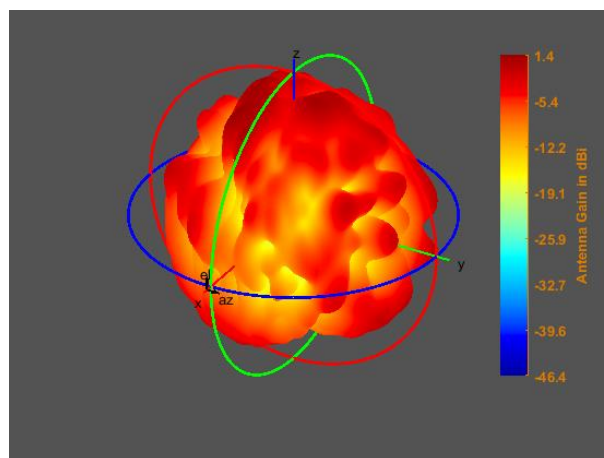
Max Antenna 3D Radiation Pattern 5725-5850 MHz

Frequency (MHz)	Peak Gain w/ Cable Loss (dBi)
5725-5850	2.32



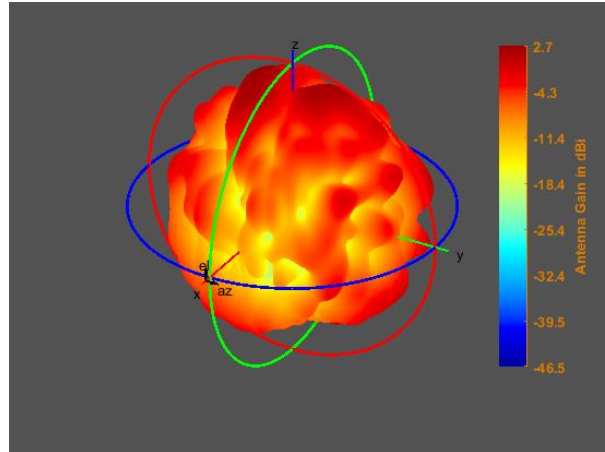
Max Antenna 3D Radiation Pattern 5850-5895 MHz

Frequency (MHz)	Peak Gain w/ Cable Loss (dBi)
5850-5895	1.41



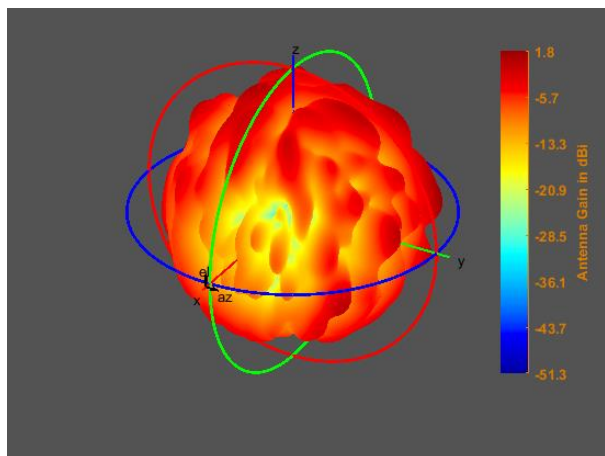
Max Antenna 3D Radiation Pattern 5925-6425 MHz

Frequency (MHz)	Peak Gain w/ Cable Loss (dBi)
5925-6425	2.69



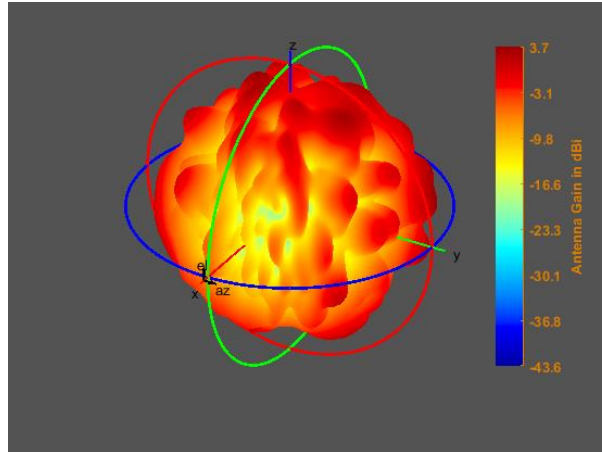
Max Antenna 3D Radiation Pattern 6425-6525 MHz

Frequency (MHz)	Peak Gain w/ Cable Loss (dBi)
6425-6525	1.84



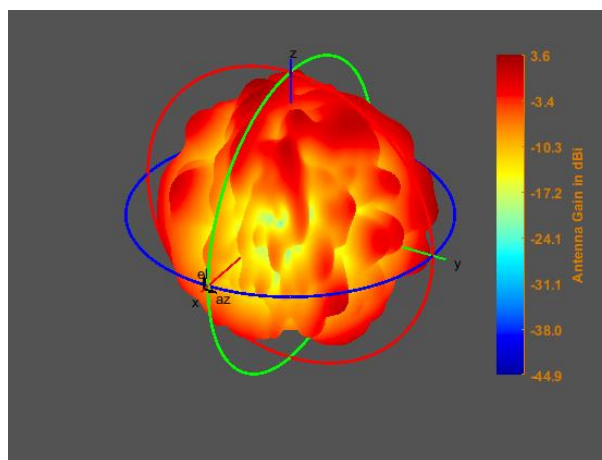
Max Antenna 3D Radiation Pattern 6525-6875 MHz

Frequency (MHz)	Peak Gain w/ Cable Loss (dBi)
6525-6875	3.56



Max Antenna 3D Radiation Pattern 6875-7125 MHz

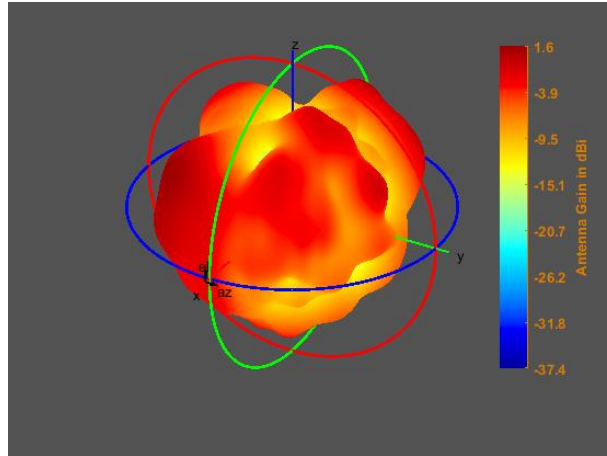
Frequency (MHz)	Peak Gain w/ Cable Loss (dBi)
6875-7125	3.48



Auxiliary Antenna

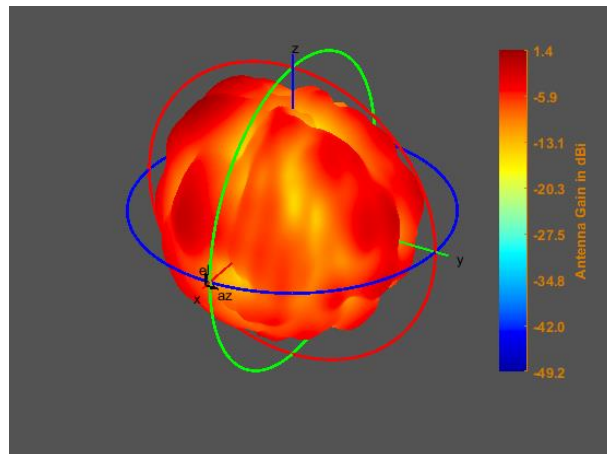
Max Antenna 3D Radiation Pattern 2400 – 2483.5 MHz

Frequency (MHz)	Peak Gain w/ Cable Loss (dBi)
2400-2483.5	1.63



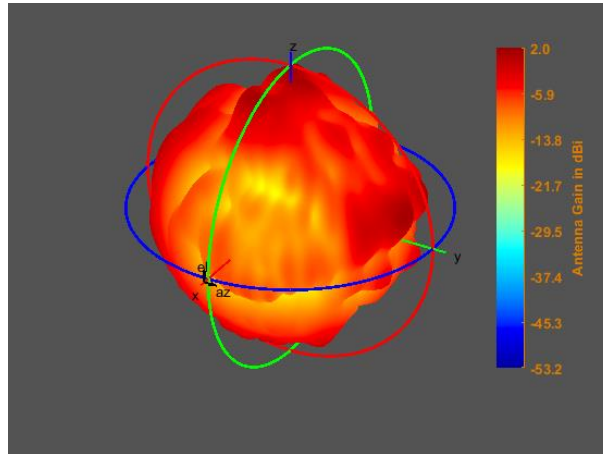
Max Antenna 3D Radiation Pattern 5150-5250 MHz

Frequency (MHz)	Peak Gain w/ Cable Loss (dBi)
5150-5250	1.36



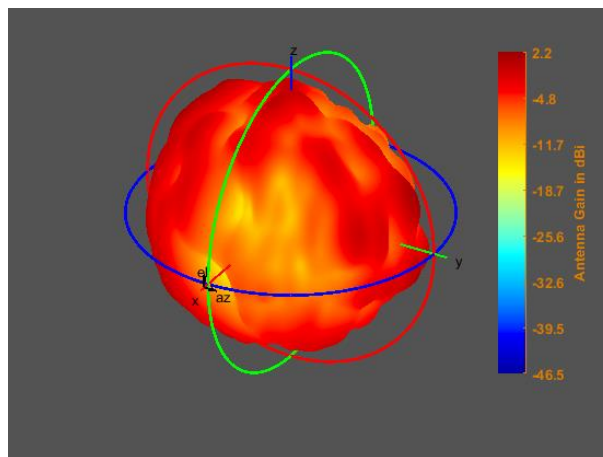
Max Antenna 3D Radiation Pattern 5250-5350 MHz

Frequency (MHz)	Peak Gain w/ Cable Loss (dBi)
5250-5350	2.04



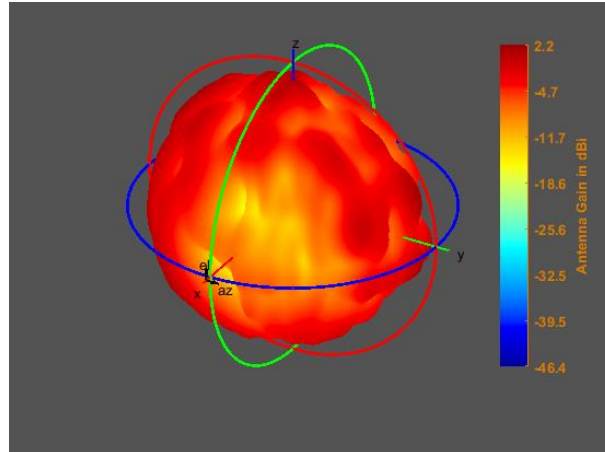
Max Antenna 3D Radiation Pattern 5470-5725 MHz

Frequency (MHz)	Peak Gain w/ Cable Loss (dBi)
5470-5725	2.18



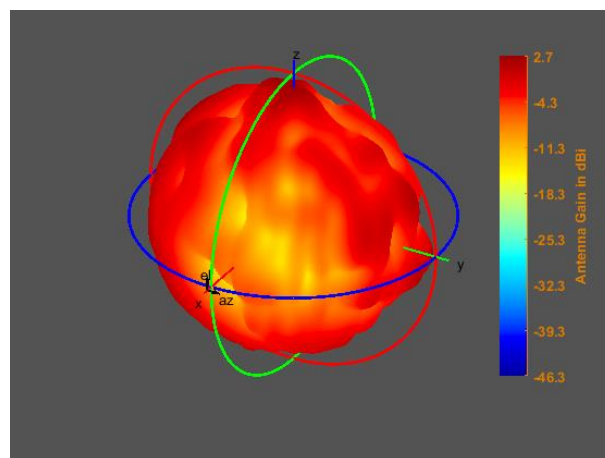
Max Antenna 3D Radiation Pattern 5725-5850 MHz

Frequency (MHz)	Peak Gain w/ Cable Loss (dBi)
5725-5850	2.14



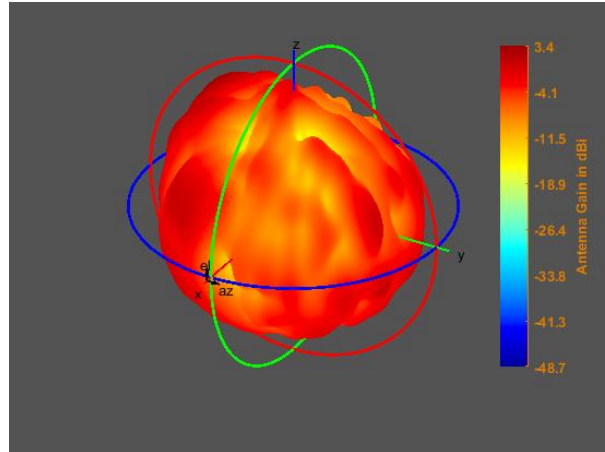
Max Antenna 3D Radiation Pattern 5850-5895 MHz

Frequency (MHz)	Peak Gain w/ Cable Loss (dBi)
5850-5895	2.72



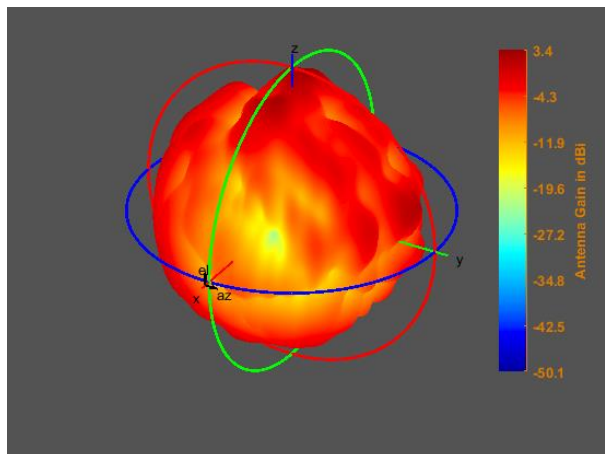
Max Antenna 3D Radiation Pattern 5925-6425 MHz

Frequency (MHz)	Peak Gain w/ Cable Loss (dBi)
5925-6425	3.40



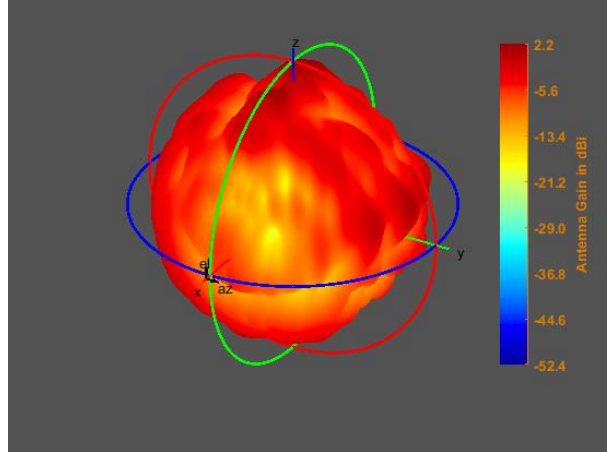
Max Antenna 3D Radiation Pattern 6425-6525 MHz

Frequency (MHz)	Peak Gain w/ Cable Loss (dBi)
6425-6525	3.35



Max Antenna 3D Radiation Pattern 6525-6875 MHz

Frequency (MHz)	Peak Gain w/ Cable Loss (dBi)
6525-6875	2.22



Max Antenna 3D Radiation Pattern 6875-7125 MHz

Frequency (MHz)	Peak Gain w/ Cable Loss (dBi)
6875-7125	2.01

