

# ANTENNA INFORMATION

OEM	LENOVO
ODM	Wistron
Platform model name	ThinkBook 14 2-in-1 G4 IML
Intel platform (ex: Yes, No or NA)	Yes
Platform type (ex: regular NB, convertible PC, AIO...etc)	convertible NB
SAR minimum separation (mm)	3.05mm

Antenna manufacturer	Luxshare-ICT	
Address	No. 12, Lane 15, Section 6, Minquan East Road, Neihu District, Taipei City 114	
Antenna Part number	Main: P/N: SA31M76155	Aux: P/N: SA31M76157
Antenna type (ex: PIFA, Dipole...etc)	PIFA	

Antenna Peak gain w/ cable loss (dBi)*										
	2.4GHz 2400-2483.5 MHz	5.2GHz 5150-5250MHz	5.3GHz 5250-5350MHz	5.6GHz 5470-5725MHz	5.8GHz 5725-5850MHz	5.9GHz 5850-5895MHz	6.2GHz 5925-6425MHz	6.5GHz 6425-6525MHz	6.7GHz 6525-6875MHz	7.0 GHz 6875-7125MHz
Main	2.55	3.02	3.05	4.66	2.73	2.48	4.75	4.11	3.71	3.06
Aux	2.60	2.86	2.86	3.54	3.02	3.02	3.78	4.04	4.59	4.04

Cable Assembly Part Number and Information					
	Cable PN	Cable length(cm)	Cable diameter(mm)	Impedance(ohm)	Connector type
Main	20565-001R-13	8.4	1.13	50	IPEX
Aux	20565-001R-13	19.8	1.13	50	IPEX

\* 3D Antenna Peak Gain required being test in system basis.

# Table of Contents

## **Annex A. Photographs**

A.1 Setup Photo.....	3
A.2 Test sample.....	4


## **Annex B. Antenna Location**

B.1 Antenna Host Platform Location Information.....	6
B.2 Antenna dimensional information for SAR evaluation.....	7

# Annex A. Photographs

---

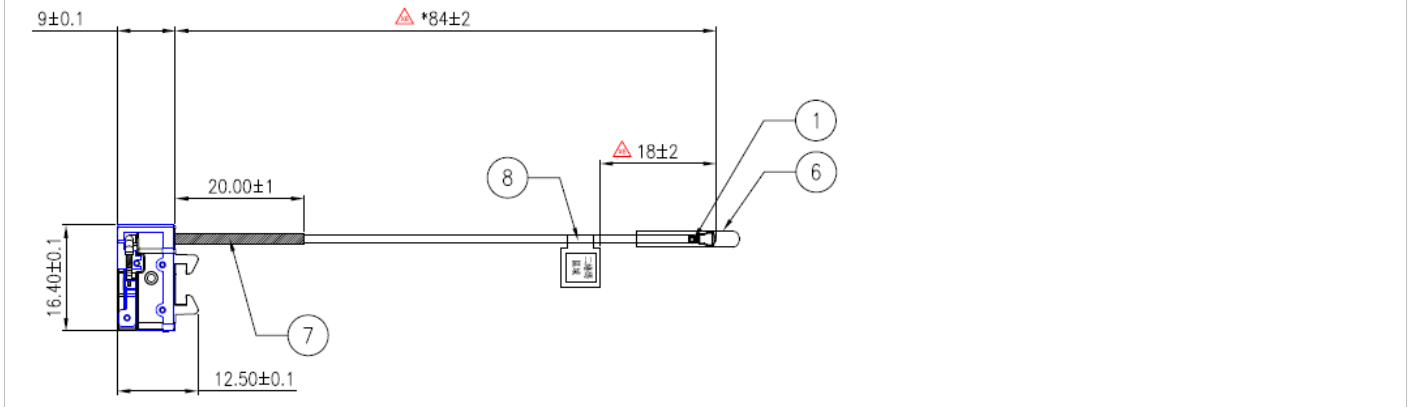
## A.1 Setup Photo



## A.2 Test sample

### Main Antenna



#### Antenna Drawing



#### Antenna Photo

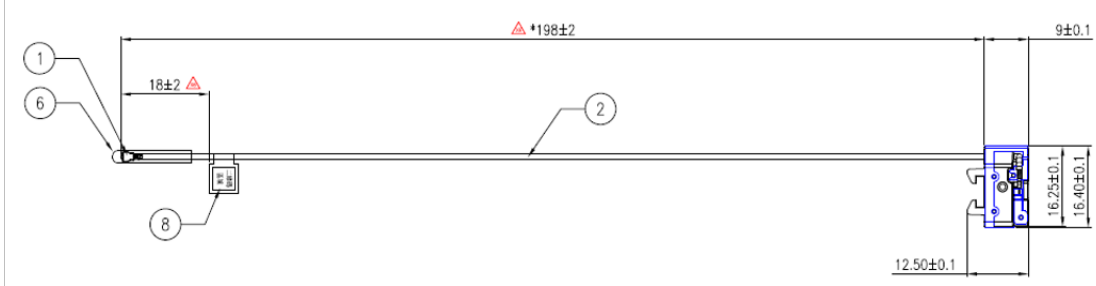
Front

Back




## Aux Antenna

### Antenna Drawing





### Antenna Photo

Front



Back



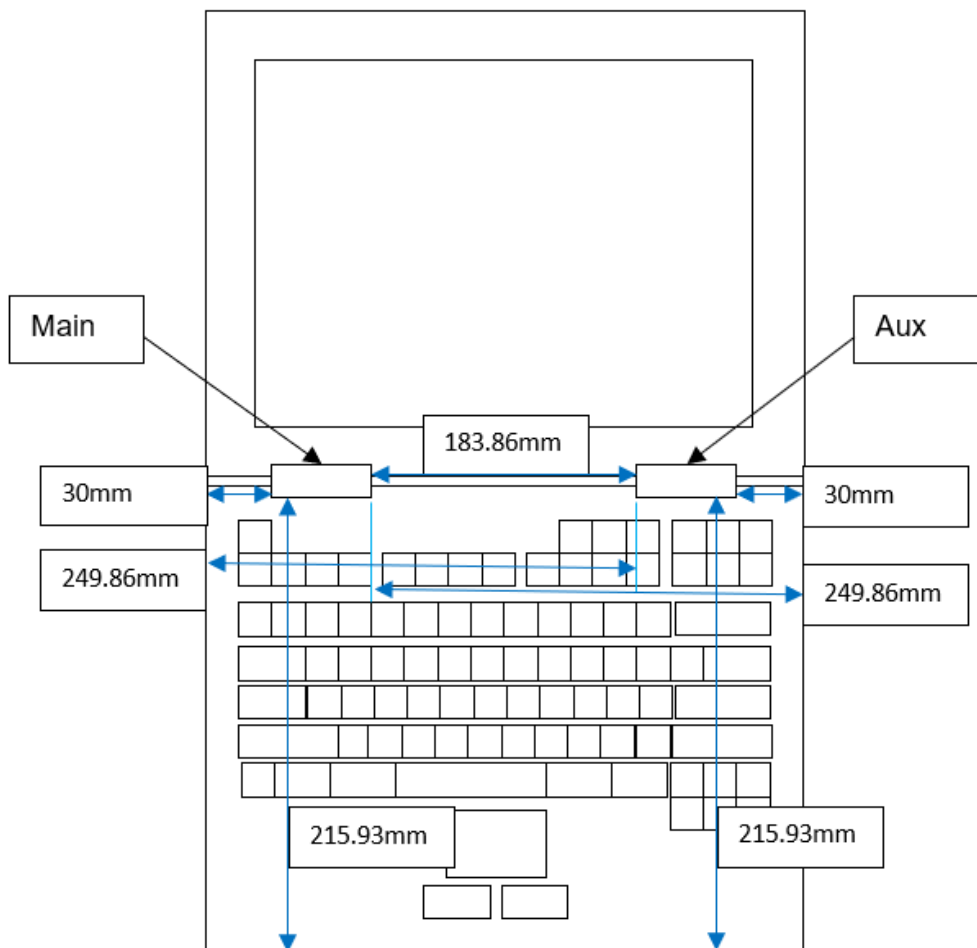
# Annex B. Antenna Location

## B.1 Antenna Host Platform Location Information

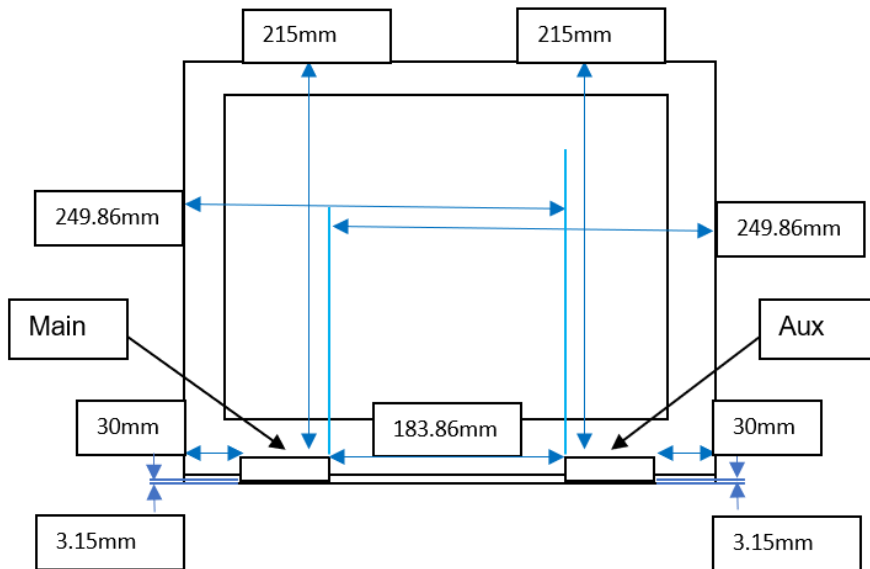
Include a dimensioned photo(s) or dimensioned drawing(s) of Main and Aux antenna placements (measurements are not required for receive-only antenna).

Any antenna that transmits must show dimensions to bottom of laptop. Provide a description of the materials that are used for supporting or surrounding transmit antennas; for example, non-conductive plastics vs. conductive coated plastic or metallic materials.

### NB mode



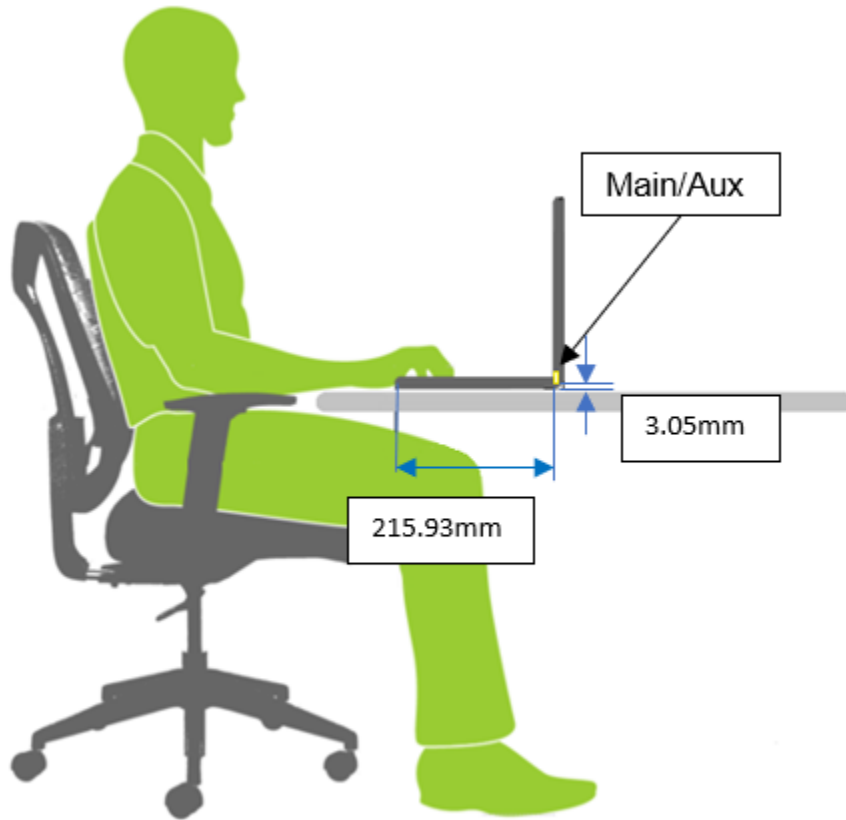
### Tablet mode



## B.2 Antenna dimensional information for SAR evaluation

Include a dimensioned photo(s) or dimensioned drawing(s) showing the distance (mm) between the transmit antennas and the user. For notebook/laptop hosts show lapheld position (example below). For tablet hosts show all orientations including lapheld, primary & secondary portrait, primary & secondary landscape positions. Include a description of any proximity sensors or power throttling implementations that limit or exclude use of any host orientation.

# NB mode



# Tablet mode

