

ANTENNA INFORMATION

OEM	Lenovo
ODM	Huaqin
Platform model name	IdeaPad 5 2-in-1 14IRU9
Intel platform (ex: Yes, No or NA)	Yes
Platform type (ex: regular NB, convertible PC, AIO...etc)	Convertible PC
SAR minimum separation (mm)	NB:6.45mm; PAD:5mm

Antenna manufacturer	AWAN	
Address	No.925 Huayuan Road,Zhangpu Town,Kunshan City,Jiangsu Province	
Antenna Part number	Main: AYP6Y-100467	Aux: AYP6Y-100468
Antenna type (ex: PIFA, Dipole...etc)	PIFA	

Antenna Peak gain w/ cable loss (dBi)*										
	2.4GHz 2400-2483.5 MHz	5.2GHz 5150-5250MHz	5.3GHz 5250-5350MHz	5.6GHz 5470-5725MHz	5.8GHz 5725-5850MHz	5.9GHz 5850-5895MHz	6.2GHz 5925-6425MHz	6.5GHz 6425-6525MHz	6.7GHz 6525-6875MHz	7.0 GHz 6875-7125MHz
Main	1.69	3.15	2.42	2.38	3.04	2.11	2.76	3.88	3.16	3.27
Aux	2.22	2.68	2.16	3.21	3.66	3.02	3.95	3.46	3.25	3.45

Cable Assembly Part Number and Information					
	Cable PN	Cable length(cm)	Cable diameter(mm)	Impedance(ohm)	Connector type
Main	YCB00113-V000916	19.15	1.13	50	I-PEX NGFF:20565-001R-13/KangsuoNGFF :MHF-B13-N-01
Aux	YCB00113-V030916	32.35	1.13	50	I-PEX NGFF:20565-001R-13/KangsuoNGFF :MHF-B13-N-01

* 3D Antenna Peak Gain required being test in system basis.

Table of Contents

Cover page	1
1. Intel Reference Gain and Type	3
2. Document Revision History	3
3. Test & System Description	
3.1 Measurement Method and System.....	4
3.2 Test setup.....	4
3.3 Equipment list.....	5
4. Radiation characteristics of antenna loaded in Host Platform	6
Annex A. Photographs	
A.1 Setup Photo.....	16
A.2 Test sample.....	17
Annex B. Antenna Location	
B.1 Antenna Host Platform Location Information.....	19
B.2 Antenna dimensional information for SAR evaluation.....	20

1. Intel Reference Gain and Type

Antenna Peak gain w/ cable loss (dBi)											
Band/Frequency		2.4GHz 2400-2483.5 MHz	5.2GHz 5150-5250MHz	5.3GHz 5250-5350MHz	5.6GHz 5470-5725MHz	5.8GHz 5725-5850MHz	5.9GHz 5850-5895MHz	6.2GHz 5925-6425MHz	6.5GHz 6425-6525MHz	6.7GHz 6525-6875MHz	7.0 GHz 6875-7125MHz
Design	EU/UK	3.00	5.00	5.00	5.00	5.00	5.00	5.00	5.00	5.00	5.00
PIFA	For WiFi 6E and earlier	3.24	3.64	3.73	4.77	4.97	4.72	4.83	4.30	5.37	5.59
	From WiFi 7	2.95	5.11	4.55	5.15	5.13	4.45	5.02	5.02	4.96	4.96
Dipole	For WiFi 6E and earlier	2.89	2.92	3.19	4.41	4.22	4.22	4.83	4.30	4.49	5.34
	From WiFi 7	2.95	4.03	4.11	5.15	5.13	4.45	5.02	4.71	4.49	4.96

3D Peak Antenna gain should be equal or greater than -2 dBi

If a host integrator plans to use a lower gain antenna of the same type, additional CBP(FCC)/EDT(EU) testing need to be performed while the module is installed in the host.

2. Document Revision History

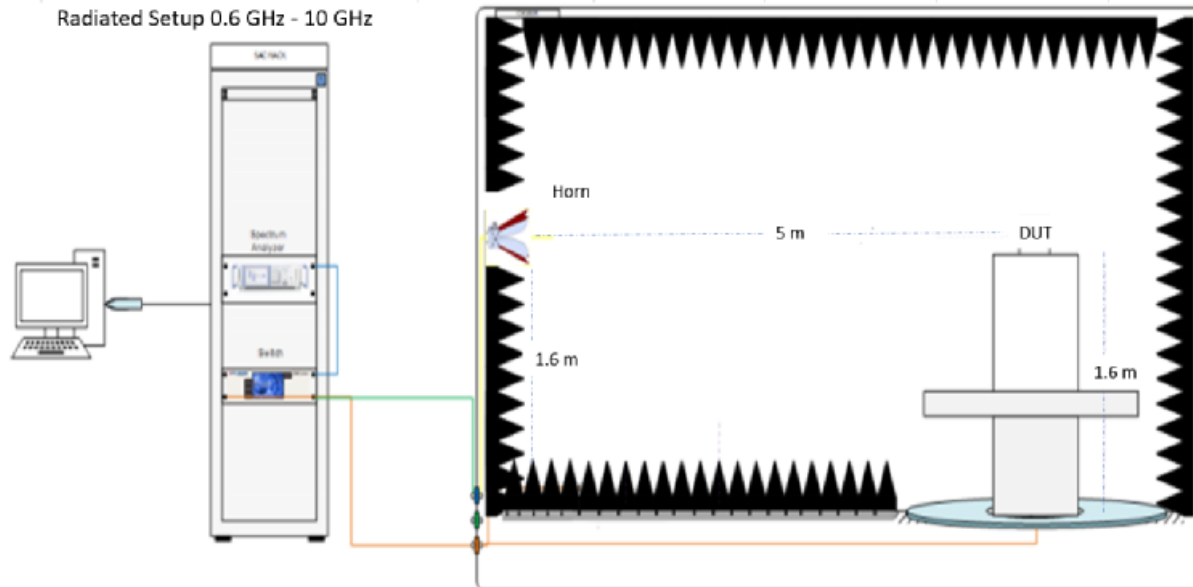
Revision #	Revision Details	Issued Date
Rev. 00	First Issue	2023.11.1

3. Test & System Description

3.1 Measurement Method and System

1. Use a low-loss coaxial cable to connect the notebook fixture
2. Fix the notebook fixture on the turntable
3. Connect the jig to the network analyzer port, and use the antenna of the test probe to collect data.

3.2 Test setup



3.3 Equipment list

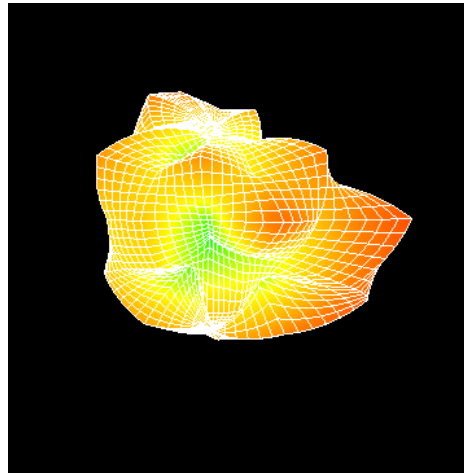
Number	Device	Manufacturer	Cal. Date	Cal. Due. Date
1	Chamber	ETS-Lindgren	2023/1/14	2024/1/13
2	Hron Antanna	Bwant	2023/1/14	2024/1/13
3	Notwork Analyzer	Keysight	2023/3/13	2024/3/12
4	Turn table control box	ETS-Lindgren	N/A	N/A
5	Turn table control computer	ETS-Lindgren	N/A	N/A
6	Test system host	EMT	N/A	N/A
7	RF Line TX	Jmtt	2023/2/5	2024/2/4
8	RF Line RX	Jmtt	2023/2/5	2024/2/4
9	Cable 2m 1KHz-8.5GHz	Jmtt	2023/2/5	2024/2/4
10	optical fiber line	Jmtt	N/A	N/A

4. Radiation characteristics of antenna loaded in Host Platform

Main Antenna

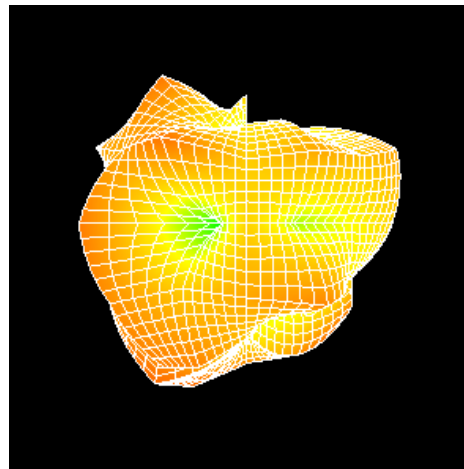
Max Antenna 3D Radiation Pattern 2400 – 2483.5 MHz

Frequency (MHz)	Peak Gain w/ Cable Loss (dBi)
2400-2483.5	1.69



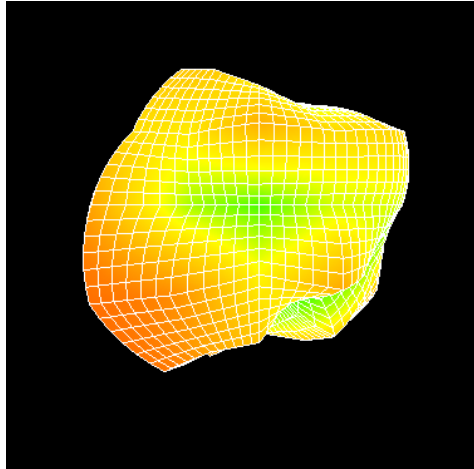
Max Antenna 3D Radiation Pattern 5150-5250 MHz

Frequency (MHz)	Peak Gain w/ Cable Loss (dBi)
5150-5250	3.15



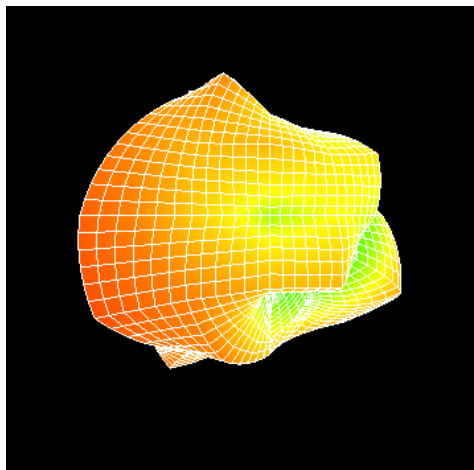
Max Antenna 3D Radiation Pattern 5250-5350 MHz

Frequency (MHz)	Peak Gain w/ Cable Loss (dBi)
5250-5350	2.42



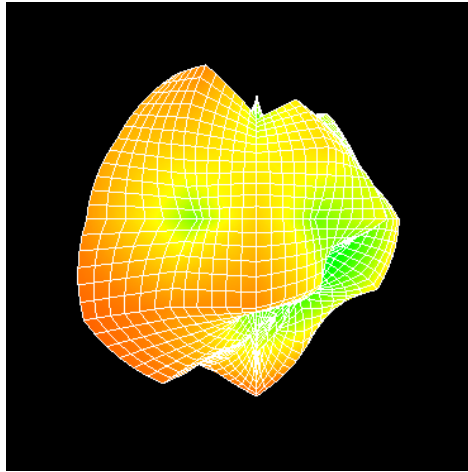
Max Antenna 3D Radiation Pattern 5470-5725 MHz

Frequency (MHz)	Peak Gain w/ Cable Loss (dBi)
5470-5725	2.38



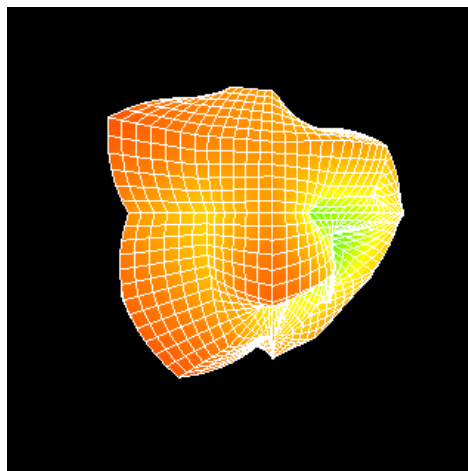
Max Antenna 3D Radiation Pattern 5725-5850 MHz

Frequency (MHz)	Peak Gain w/ Cable Loss (dBi)
5725-5850	3.04



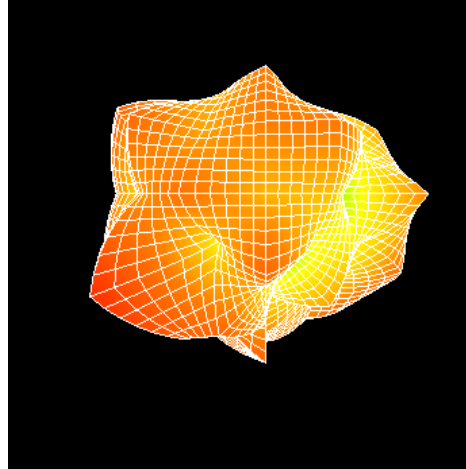
Max Antenna 3D Radiation Pattern 5850-5895 MHz

Frequency (MHz)	Peak Gain w/ Cable Loss (dBi)
5850-5895	2.11



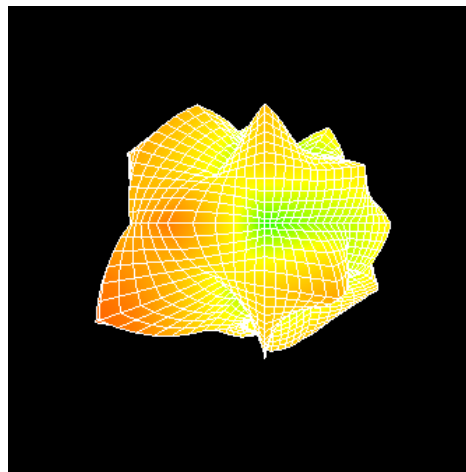
Max Antenna 3D Radiation Pattern 5925-6425 MHz

Frequency (MHz)	Peak Gain w/ Cable Loss (dBi)
5925-6425	2.76



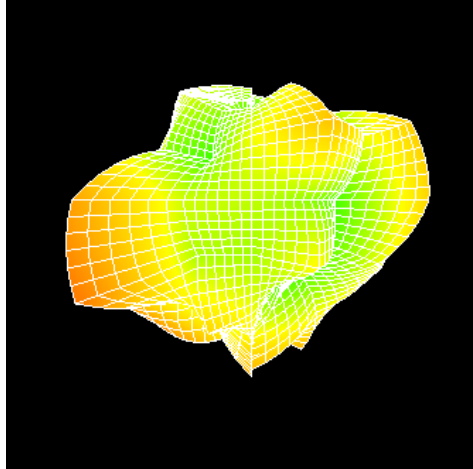
Max Antenna 3D Radiation Pattern 6425-6525 MHz

Frequency (MHz)	Peak Gain w/ Cable Loss (dBi)
6425-6525	3.88



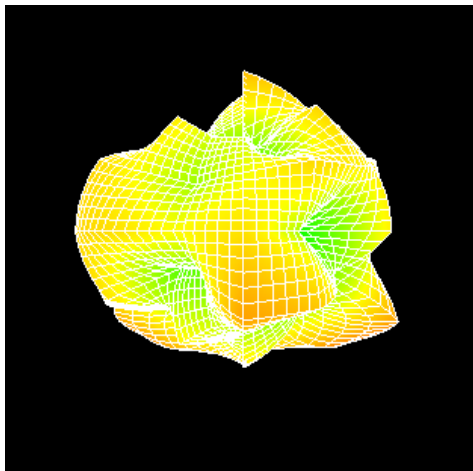
Max Antenna 3D Radiation Pattern 6525-6875 MHz

Frequency (MHz)	Peak Gain w/ Cable Loss (dBi)
6525-6875	3.16



Max Antenna 3D Radiation Pattern 6875-7125 MHz

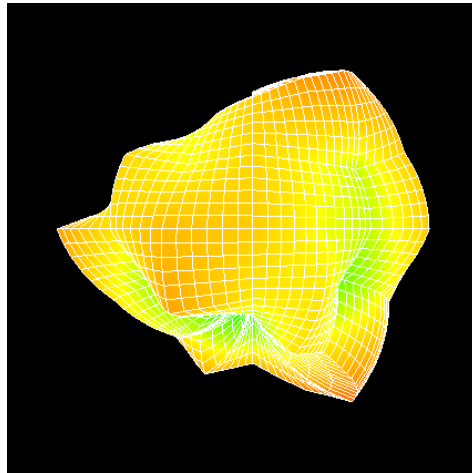
Frequency (MHz)	Peak Gain w/ Cable Loss (dBi)
6875-7125	3.27



Auxiliary Antenna

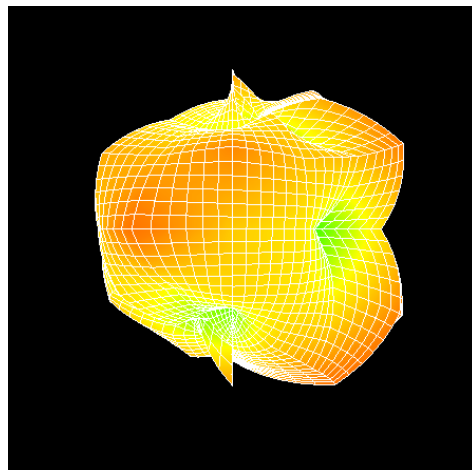
Max Antenna 3D Radiation Pattern 2400 – 2483.5 MHz

Frequency (MHz)	Peak Gain w/ Cable Loss (dBi)
2400-2483.5	2.22



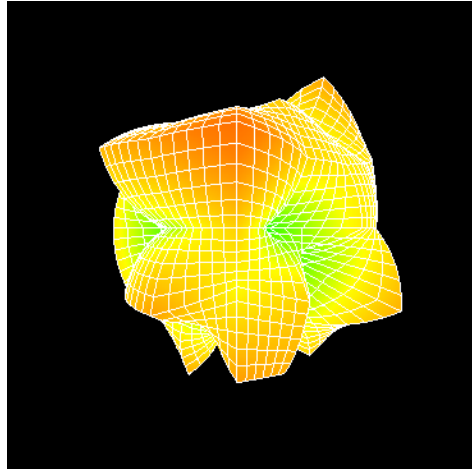
Max Antenna 3D Radiation Pattern 5150-5250 MHz

Frequency (MHz)	Peak Gain w/ Cable Loss (dBi)
5150-5250	2.68



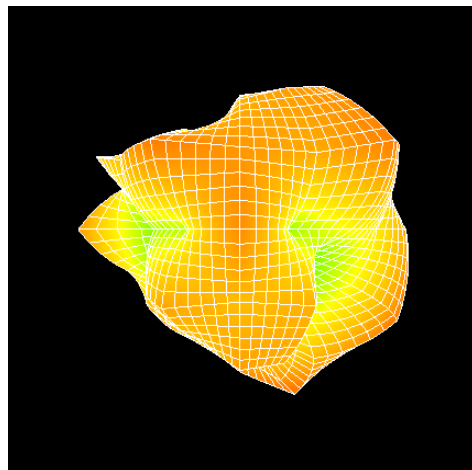
Max Antenna 3D Radiation Pattern 5250-5350 MHz

Frequency (MHz)	Peak Gain w/ Cable Loss (dBi)
5250-5350	2.16



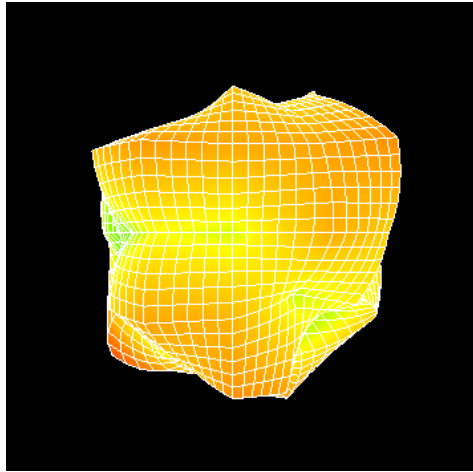
Max Antenna 3D Radiation Pattern 5470-5725 MHz

Frequency (MHz)	Peak Gain w/ Cable Loss (dBi)
5470-5725	3.21



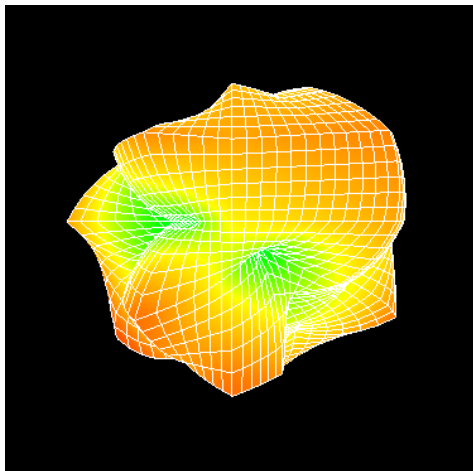
Max Antenna 3D Radiation Pattern 5725-5850 MHz

Frequency (MHz)	Peak Gain w/ Cable Loss (dBi)
5725-5850	3.66



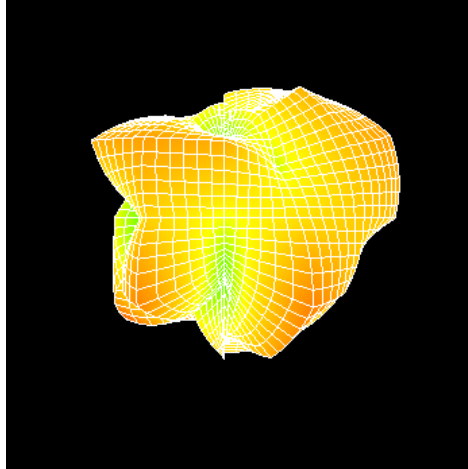
Max Antenna 3D Radiation Pattern 5850-5895 MHz

Frequency (MHz)	Peak Gain w/ Cable Loss (dBi)
5850-5895	3.02



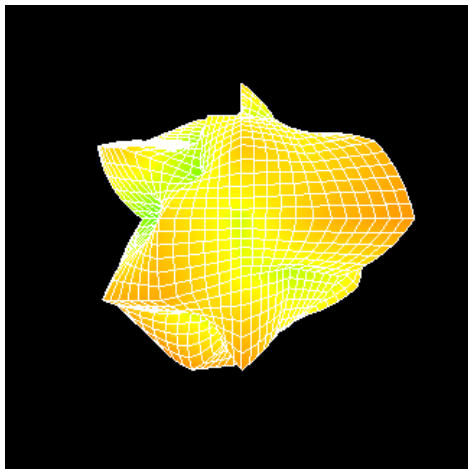
Max Antenna 3D Radiation Pattern 5925-6425 MHz

Frequency (MHz)	Peak Gain w/ Cable Loss (dBi)
5925-6425	3.95



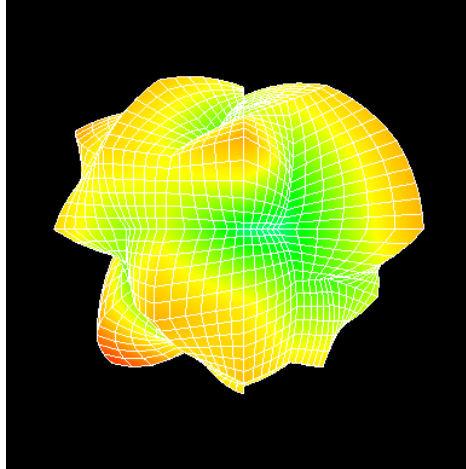
Max Antenna 3D Radiation Pattern 6425-6525 MHz

Frequency (MHz)	Peak Gain w/ Cable Loss (dBi)
6425-6525	3.46



Max Antenna 3D Radiation Pattern 6525-6875 MHz

Frequency (MHz)	Peak Gain w/ Cable Loss (dBi)
6525-6875	3.25



Max Antenna 3D Radiation Pattern 6875-7125 MHz

Frequency (MHz)	Peak Gain w/ Cable Loss (dBi)
6875-7125	3.45

