













Annex C. Photographs









C.1 Test Setup

Radiated Test Setup

30 MHz – 1 GHz	1GHz – 9.5 GHz
	
9.5 GHz – 18 GHz	18 GHz - 40 GHz
	

C.2 Test Sample

Sample #01	
<p>Module Front</p> 	<p>Module Back</p> 
<p>Adaptor front</p> 	<p>Adaptor back</p> 
<p>Extender board</p> 	<p>Laptop</p> 
<p>Antenna 1</p> 	<p>Antenna 2</p> 

Sample #02	
<p>Module Front</p> 	<p>Module Back</p> 
<p>Adaptor Front</p> 	<p>Adaptor Back</p> 
<p>Extender board</p> 	<p>Laptop</p> 
<p>Antenna 1</p> 	<p>Antenna 2</p> 

End of the report

This page is left intentionally blank and marks the last page of the test report.