






Annex C. Photographs

C.1 Test Setup











Radiated Test Setup

30 MHz – 1 GHz	1GHz – 9.5 GHz
	
9.5GHz – 18 GHz	18 GHz – 40 GHz
	











Conducted Test Setup



C.2 Test Sample


Sample #01	
<p>Module Front</p> 	<p>Module Back</p> 
<p>Socket Front</p> 	<p>Socket Back</p> 
<p>Adaptor front (with absorber)</p> 	<p>Adaptor back</p> 
<p>Extender board</p> 	<p>Laptop</p> 
<p>Antenna 1</p> 	<p>Antenna 2</p> 

Sample #02

<p>Module Front</p>	<p>Module Back</p>
	
<p>Socket Front</p>	<p>Socket Back</p>
	
<p>Adaptor front (with absorber)</p>	<p>Adaptor back</p>
	
<p>Extender board</p>	<p>Laptop</p>
	
<p>Antenna 1</p>	<p>Antenna 2</p>
	

Sample #03

Module Front



Module Back



Extender board



Laptop



End of the report

This page is left intentionally blank and marks the last page of the test report.