





Annex C. Photographs











C.1 Test Setup

30 MHz – 1 GHz	1GHz – 9.5GHz
	
9.5 GHz – 18 GHz	18 GHz – 40 GHz
	

C.2 Test Sample

Sample #01	
<p>Module Front</p> 	<p>Module Back</p> 
<p>Socket Front</p> 	<p>Socket Back</p> 
<p>Adaptor front (with absorber)</p> 	<p>Adaptor back</p> 
<p>Extender board</p> 	<p>Laptop</p> 
<p>Antenna 1</p> 	<p>Antenna 2</p> 

Sample #02

Module Front	Module Back
	
Socket Front	Socket Back
	
Adaptor front (with absorber)	Adaptor back
	
Extender board	Laptop
	
Antenna 1	Antenna 2
	

End of the report

This page is left intentionally blank and marks the last page of the test report.