


Annex D. Photographs


D.1 Test Setup

Radiated Test Setup



Conducted Test Setup

Conducted Setup




D.2 Test Sample


Sample #01	
<p>Module Front</p>	<p>Module Back</p>
<p>Adapter Front</p>	<p>Adapter Back</p>
<p>Extender board and Laptop</p>	

Sample #02

Module Front	Module Back
	
Extender board	Laptop
	
Socket front	Socket back
	
Adaptor front (with absorber)	Adaptor back









Main Antenna

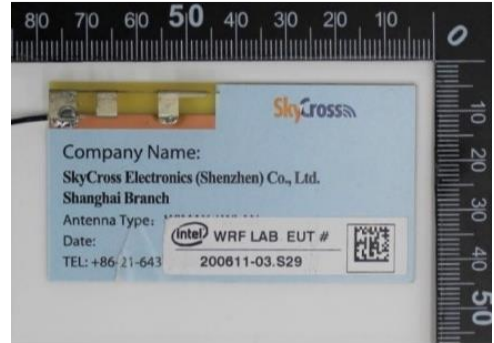
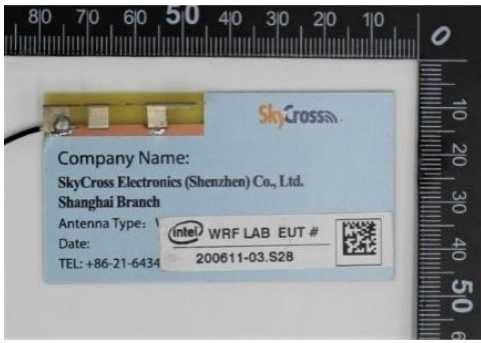


Aux Antenna




Sample #03

Module Front	Module Back
	
Extender board	Laptop
	
Socket front	Socket back
	
Main Antenna	Aux Antenna




Sample #04

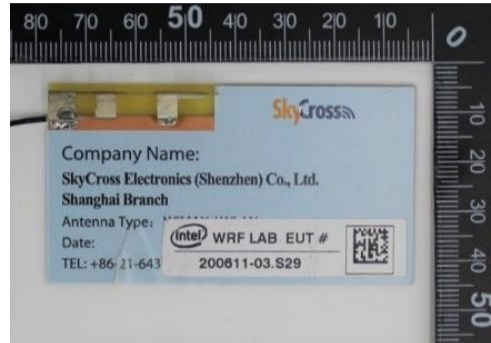
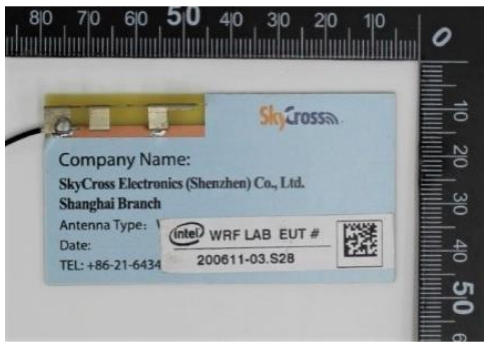
<p>Module Front</p>	<p>Module Back</p>
	
<p>Extender board</p>	<p>Laptop</p>
	
<p>Socket front</p>	<p>Socket back</p>
	
<p>Adaptor front (with absorber)</p>	<p>Adaptor back</p>



Main Antenna



Aux Antenna



End of the report

This page is left intentionally blank and marks the last page of the test report.