



Annex D. Photographs

D.1 Test Setup

Radiated Test Setup









Conducted Test Setup












D.2 Test Sample

Sample #01

Module Front	Module Back
	
Extender board	Laptop
	
Adapter Front	Adapter Back
	

Sample #02

<p>Module Front</p> 	<p>Module Back</p> 
<p>Extender board</p> 	<p>Laptop</p> 
<p>Socket front</p> 	<p>Socket back</p> 
<p>Adaptor front (with absorber)</p>	<p>Adaptor back</p>
	
<p>Main Antenna</p>	<p>Aux Antenna</p>




Sample #03

Module Front	Module Back
Extender board	Laptop
Socket front	Socket back
Main Antenna	Aux Antenna

Sample #04

<p>Module Front</p>	<p>Module Back</p>
<p>Extender</p>	<p>Laptop</p>
<p>Socket Front</p>	<p>Socket Back</p>
<p>Adaptor Front (with absorber)</p>	<p>Adaptor Back</p>
<p>Main Antenna</p>	<p>Aux Antenna</p>



End of the report

This page is left intentionally blank and marks the last page of the test report.