



TEST REPORT

EUT Description	WLAN and BT, 2x2 PCIe M.2 1216 SD adapter card
Brand Name	Intel® Wi-Fi 6E AX203
Model Name	AX203D2W
FCC ID	FCCID: PD9AX203D2 / IC 1000M-AX203D2
Date of Test Start/End	2020-10-29 / 2020-10-29
Features	802.11ax, Dual Band, 2x2 Wi-Fi + Bluetooth® 5.1 (see section 5)

Applicant	Intel Mobile Communications
Address	100 Center Point Circle, Suite 200 Columbia, South Carolina 29210 USA
Contact Person	Steven Hackett
Telephone/Fax/ Email	steven.c.hackett@intel.com

Reference Standards	FCC CFR Title 47 Part 15E RSS-247 issue 2 (see section 1)
---------------------	-----------------------------------------------------------------

Test Report identification	200928-02.TR06
Revision Control	Rev. 00 This test report revision replaces any previous test report revision (see section 8)

The test results relate only to the samples tested.
This report shall not be reproduced, except in full, without the written approval of the laboratory.
Reference to accreditation shall be used only by full reproduction of test report.

Issued by

Reviewed by

Zayd Ouachicha
(Test Engineer Lead)

Cheiel In
(Technical Manager)

Intel Corporation S.A.S – WRF Lab
425 rue de Goa – Le Cargo B6 - 06600, Antibes, France
Tel. +33493001400 / Fax +33493001401

Table of Contents

1. Standards, reference documents and applicable test methods	3
2. General conditions, competences and guarantees	3
3. Environmental Conditions	3
4. Test samples	4
5. EUT Features	5
6. Remarks and comments	5
7. Test Verdicts summary	5
7.1. DYNAMIC FREQUENCY SELECTION	5
8. Document Revision History	5
Annex A. Test & System Description	6
A.1 MEASUREMENT SYSTEM	6
A.2 TEST EQUIPMENT LIST	7
A.3 MEASUREMENT UNCERTAINTY EVALUATION	7
Annex B. Test Results	8
B.1 TEST CONDITIONS	8
B.2 TEST RESULTS FOR DYNAMIC FREQUENCY SELECTION (DFS)	8
Annex C. Photographs	10
C.1 TEST SAMPLE	10

1. Standards, reference documents and applicable test methods

FCC	<ol style="list-style-type: none"> 1. FCC Title 47 CFR part 15 - Subpart E – Unlicensed National Information Infrastructure Devices. 2019-10-01 Edition 2. FCC OET KDB 905462 D02 v02 - UNII DFS Compliance Procedures New Rules – Compliance Measurement procedures for Unlicensed-National Information Infrastructure Devices Operating in the 5250-5350 MHz and 5470-5725 MHz Bands Incorporating Dynamic Frequency Selection. 3. ANSI C63.10-2013 American National Standard of Procedures for Compliance Testing of Unlicensed Wireless Devices.
ISED	<ol style="list-style-type: none"> 1. RSS-247 Issue 2 – Digital Transmission Systems (DTSs), Frequency Hopping Systems (FHSS) and License-Exempt Local Area Network (LE-LAN) Devices 2. FCC OET KDB 905462 D02 v02 - UNII DFS Compliance Procedures New Rules – Compliance Measurement procedures for Unlicensed-National Information Infrastructure Devices Operating in the 5250-5350 MHz and 5470-5725 MHz Bands Incorporating Dynamic Frequency Selection. 3. ANSI C63.10-2013 American National Standard of Procedures for Compliance Testing of Unlicensed Wireless Devices.

2. General conditions, competences and guarantees

- ✓ Tests performed under FCC standards identified in section 1 are covered by A2LA accreditation.
- ✓ Tests performed under ISED standards identified in section 1 are covered by Cofrac accreditation.
- ✓ Intel Corporation SAS Wireless RF Lab (Intel WRF Lab) is an ISO/IEC 17025:2017 laboratory accredited by the American Association for Laboratory Accreditation (A2LA) with the certificate number 3478.01.
- ✓ Intel Corporation SAS Wireless RF Lab (Intel WRF Lab) is an Accredited Test Firm recognized by the FCC, with Designation Number FR0011.
- ✓ Intel Corporation SAS Wireless RF Lab (Intel WRF Lab) is an ISO/IEC 17025:2017 testing laboratory accredited by the French Committee for Accreditation (Cofrac) with the certificate number 1-6736.
- ✓ Intel Corporation SAS Wireless RF Lab (Intel WRF Lab) is a Registered Test Site listed by ISED, with ISED #1000Y.
- ✓ Intel WRF Lab declines any responsibility with respect to the identified information provided by the customer and that may affect the validity of results.
- ✓ Intel WRF Lab only provides testing services and is committed to providing reliable, unbiased test results and interpretations.
- ✓ Intel WRF Lab is liable to the client for the maintenance of the confidentiality of all information related to the item under test and the results of the test.
- ✓ Intel WRF Lab has developed calibration and proficiency programs for its measurement equipment to ensure correlated and reliable results to its customers.
- ✓ This report is only referred to the item that has undergone the test.
- ✓ This report does not imply an approval of the product by the Certification Bodies or competent Authorities.
- ✓ Complete or partial reproduction of the report cannot be made without written permission of Intel WRF Lab.

3. Environmental Conditions

- ✓ At the site where the measurements were performed the following limits were not exceeded during the tests:

Temperature	21.4°C
Humidity	51.2%

4. Test samples

Sample	Control #	Description	Model	Serial #	Date of receipt
#01	20092ε		AX203D2W	WFM: 90CCDF735FE1	2020-10-22
	180000-01.S06	Adapter 1216SD to M.2	JfP Adapter M2	N/A	2017-05-11
	170000-01.S19	Laptop	Latitude E5450	4TXV562	2020-02-04
	180717-03.S14	Extender	PCB00651_01	6510818-132	2018-08-21

5. EUT Features

The herein information is provided by the customer

Brand Name	Intel® Wi-Fi 6E AX203		
Model Name	AX203D2W		
Software Version	Proset 99.0.55.4		
Driver Version	99.0.55.4		
Prototype / Production	Production		
Supported Radios	802.11b/g/n/ax	2.4GHz (2400.0 – 2483.5 MHz)	
	802.11a/n/ac/ax	5.2GHz (5150.0 – 5350.0 MHz)	
		5.6GHz (5470.0 – 5725.0 MHz)	
		5.8GHz (5725.0 – 5825.0 MHz)	
	Bluetooth 5.1	2.4GHz (2400.0 – 2483.5 MHz)	
Antenna Information	Transmitter	Main (chain A)	Aux (chain B)
	Manufacturer	SkyCross	SkyCross
	Antenna type	PIFA Antenna	PIFA Antenna
	Part number	NA	NA
	Declared antenna gain (dBi)	+5	+5
Document	Filename	Date of receipt	
	Intel_Ref_Antenna data_HMC M2Ant_Spec_Universe_SkyCross Antenna	2013-01-28	

6. Remarks and comments

1. No deviations were made from the test methods listed in section 1 of this report
2. The operating mode of the sample is client only without radar detection.
3. The maximum antenna gain is +5dBi.

7. Test Verdicts summary

The statement of conformity to applicable standards in the table below are based on the measured values, without taking into account the measurement uncertainties.

7.1. Dynamic frequency selection

FCC part	RSS part	Test name	Verdict
15.407 (h) (2)	RSS-247 part 6.3	Non Occupancy Period	P
		DFS Detection Threshold	NA
		Channel Availability Check Time	NA
		Uniform Spreading	NA
		U-NII Detection Bandwidth	NA
		DFS Detection Threshold	NA
		Channel Closing Transmission Time	P
		Channel Move Time	P
		U-NII Detection Bandwidth	NA

8. Document Revision History

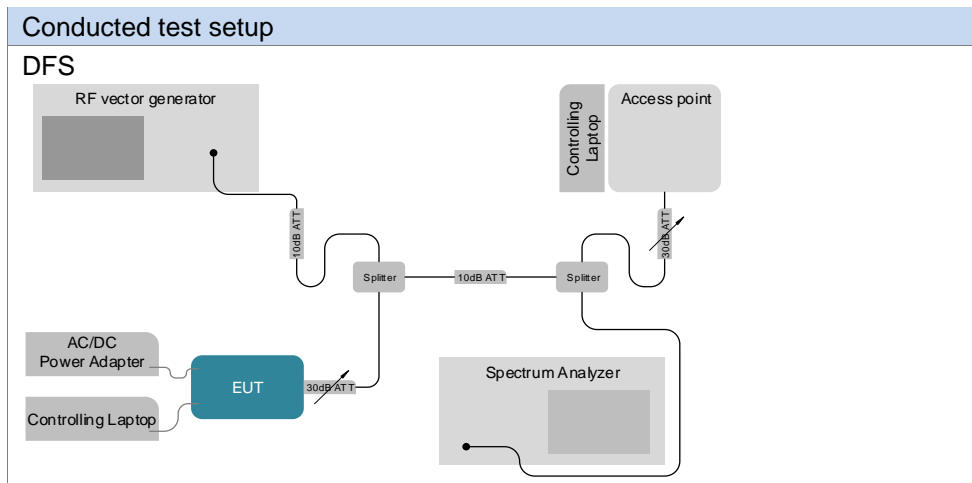
Revision #	Modified by	Revision Details
Rev. 00	G. Roustan	First Issue

Annex A. Test & System Description

A.1 Measurement System

Measurements were performed using the following setups, made in accordance to the general provisions of FCC KDB 905462 D02 UNII DFS Compliance Procedures New Rules v02.

The EUT was installed in a test fixture and this test fixture is connected to a laptop computer and AC/DC power adapter. A second laptop computer was used to configure the access point on the DFS channels; a channel was selected randomly by the access point. To enable channel loading, this second laptop computer is also used as a server host, a video was streamed on the EUT.



A.2 Test Equipment List

Conducted Setup

ID#	Device	Type/Model	Serial Number	Manufacturer	Cal. Date	Cal. Due Date
0318	Spectrum analyzer	FSV30	103310	Rohde & Schwarz	2020-06-03	2022-06-03
0017	Vector Signal Generator	SMJ100A	100458	Rohde & Schwarz	2019-04-23	2021-04-23
0261	Access point	Aironet IOS	FTX134390GV	Cisco	N/A	N/A
0581	Temp & Humidity Logger	RA12E-TH1-RAS	RA12-B89BE3	Avtech	2020-01-23	2022-01-23
0056	Switch unit	OSP 120	100945	Rohde & Schwarz	2020-04-21	2022-04-21
0991	RF Cable 2m + 10dB ATT	090067067200 0PJ	1936949	Radiall	2020-08-26	2021-02-26
0992	RF Cable 2m + 10dB ATT	090067067200 0PJ	1936947	Radiall	2020-08-26	2021-02-26
0869	Cable SMA Male to ML51-P	HRMP-ML51LP	DTR178-100RS	Hirose	2020-08-26	2021-02-26
0870	Cable SMA Male to ML51-P	HRMP-ML51LP	DTR178-100RS	Hirose	2020-08-26	2021-02-26
0847	RF Cable 0.5m	PE3CA1039	-	Pasternack	2020-08-26	2021-02-26
0848	RF Cable 1.2m	PE3C0666	-	Pasternack	2020-08-26	2021-02-26

NA: Not applicable

A.3 Measurement Uncertainty Evaluation

The system uncertainty evaluation is shown in the table below with a coverage factor of $k = 2$ to indicate a 95% level of confidence:

Measurement type	Uncertainty	Unit
Timing	± 1	ms

Annex B. Test Results

The herein test results were performed by:

Test case measurement	Test Engineer
DFS	Gregory Roustan

B.1 Test Conditions

The EUT power supply was provided by the Extender test board, $V_{nominal} = 3.3 V_{DC}$.
The software PROSet/Wireless was used to set the EUT in normal operation mode.

B.2 Test results for Dynamic Frequency Selection (DFS)

Test procedure

The conducted setup shown on *Section A.1* was used to measure the Channel Closing Transmission Time and Channel Move Time.

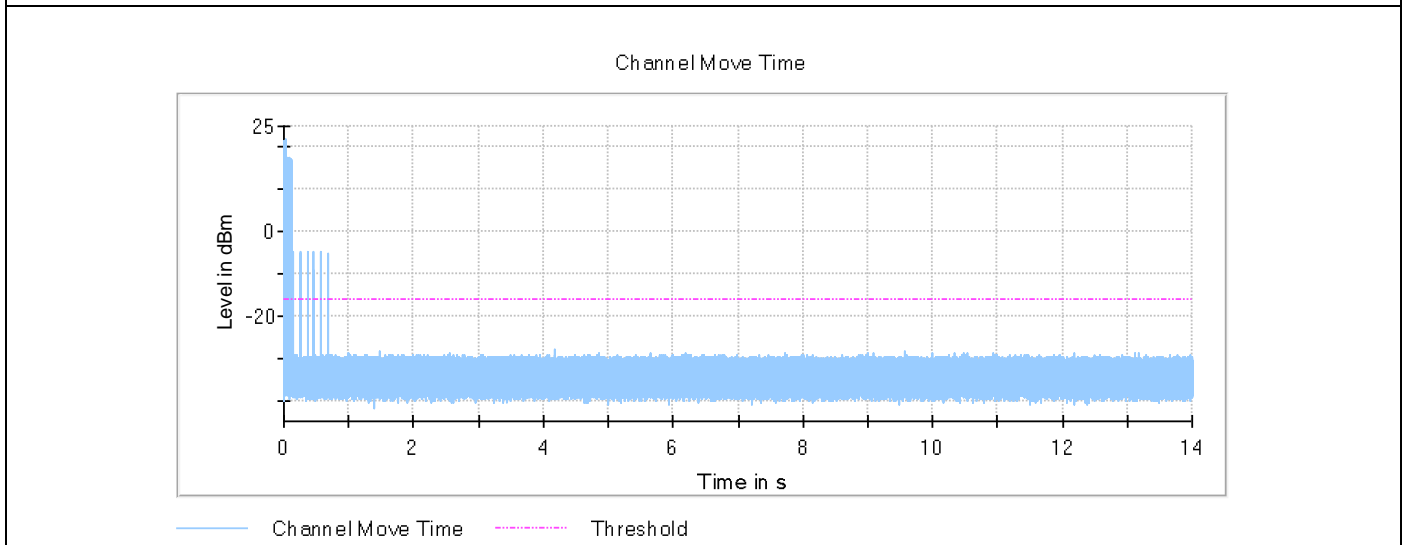
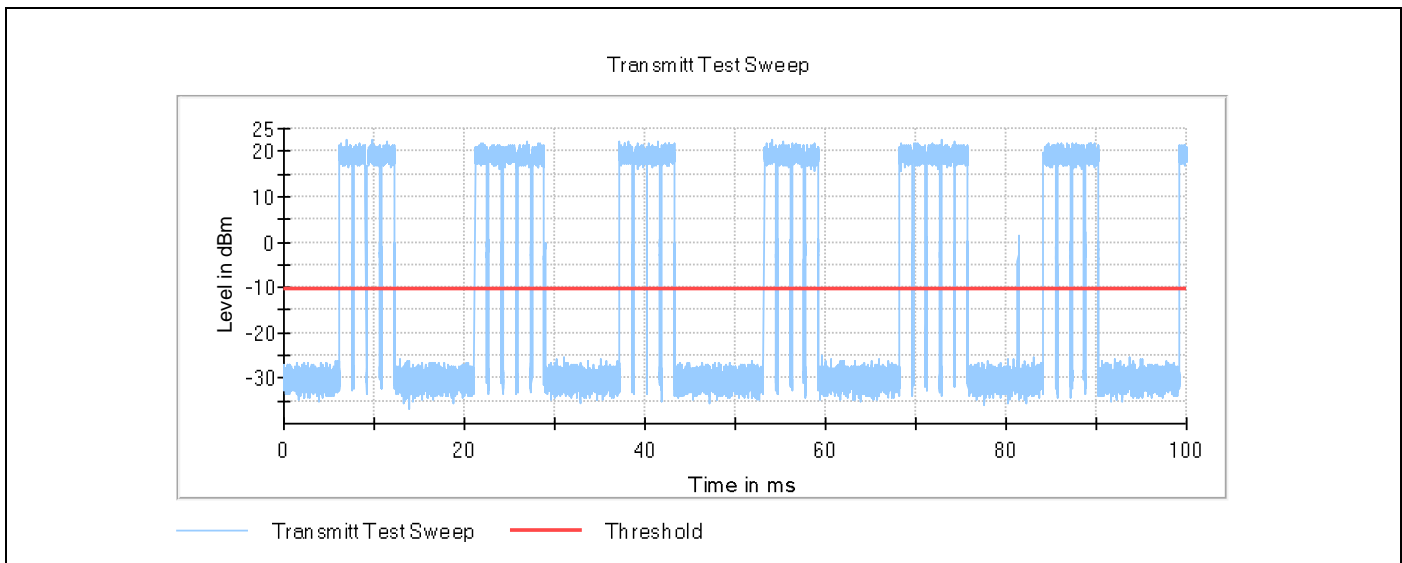
The *Client Device* (UUT) is set up to associate with the *Master Device*. The channel loading test file is streamed from the *Master Device* to the *Client Device*. Radar test waveforms generated with the vector signal generator are injected into the *Master* on the operating channel above the DFS detection threshold. Observations are done on the transmissions of the UUT at the end of the radar burst on the Operating Channel for a duration greater than 10 seconds. We measured the transmissions from the UUT during the observation time, after radar detection occurs the Channel Move Time and Channel Closing Transmission Time are recorded.

Results tables

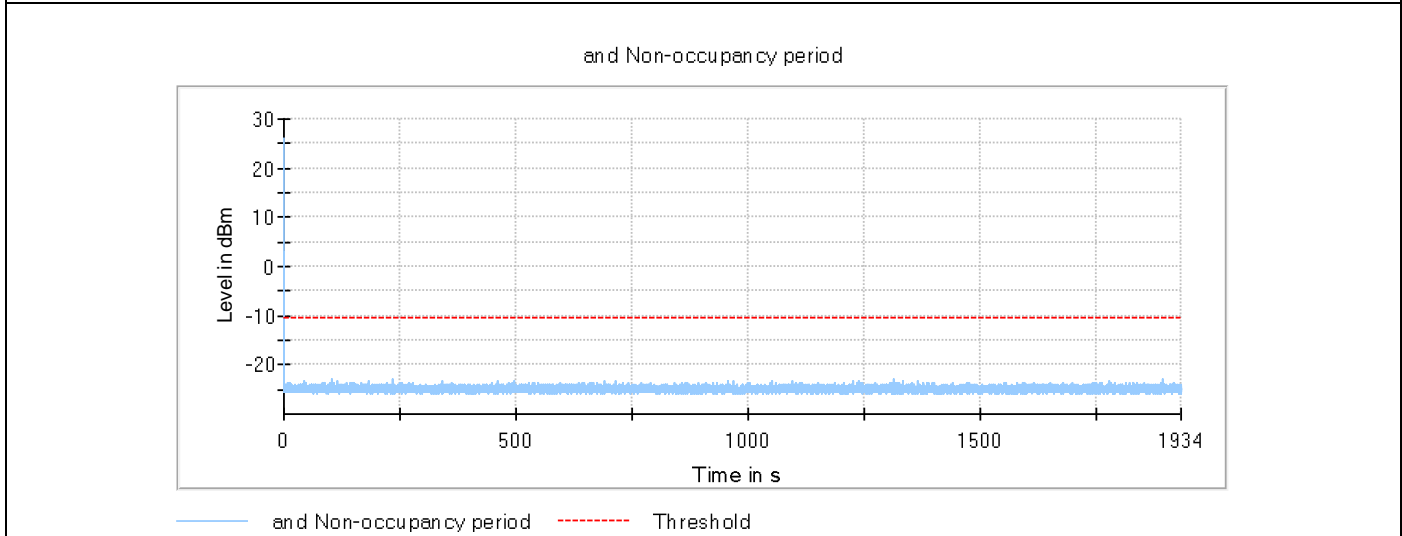
Tested Channel: 60, Frequency: 5300 MHz

Test item	Results	Limit
Transmit Test Duty Cycle	38.250 %	-
Channel Closing Transmission Time	< 46.128 ms	200 ms + an aggregate of 60ms over remaining 10 seconds period.
Channel Move Time	675 ms	10 seconds
Non-Occupancy Period	32 minutes	30 minutes

Results Screenshot



Channel move time < 10s, test PASS



No transmission of any type has occurred for 30 minutes, test PASS