





# Annex F. Photographs





## F.1 Test Sample

<p>NGW Module Front : 200928-03.S13</p> 	<p>NGW Module Back: 200928-03.S13</p> 
<p>Platform Extender: 180717-03.S16</p> 	<p>Laptop : 210903-02.S53</p> 

### F.2 Test positions


Top Edge 8mm	Bottom Edge 8mm
Left Edge 8mm	Right Edge 8mm
Front Face 8mm	

### F.3 Antenna host platform location and adjacent edge positions relative to the body

Antenna Front View 200611-03.S23	Antenna Back 200611-03.S23
	
Antenna Front View 200611-03.S24	Antenna Back 200611-03.S24
	

#### F.4 Phantom liquid level during measurements

ELI phantom Body liquid SAR Dasy SPEAG MBBL600-6000V6 Batch -1-180206-04



## **End of the report**

**This page is intentionally left blank and marks the last page of the test report.**